A40-JG900-NSA-3912854

CONFIDENTIAL DOCUMENT. THIS DOCUMENT CONTAINS CONFIDENTIAL INFORMATION PROPRIETARY TO RELIANCE ENGINEERING GROUP - RCITPL. NEITHER WHOLE NOR PART OF THIS DOCUMENT MAY BE REPRODUCED, DISCLOSED WITHOUT PRIOR PERMISSION OF THE COPYRIGHT OWNER. ALL RIGHTS ARE RESERVED.

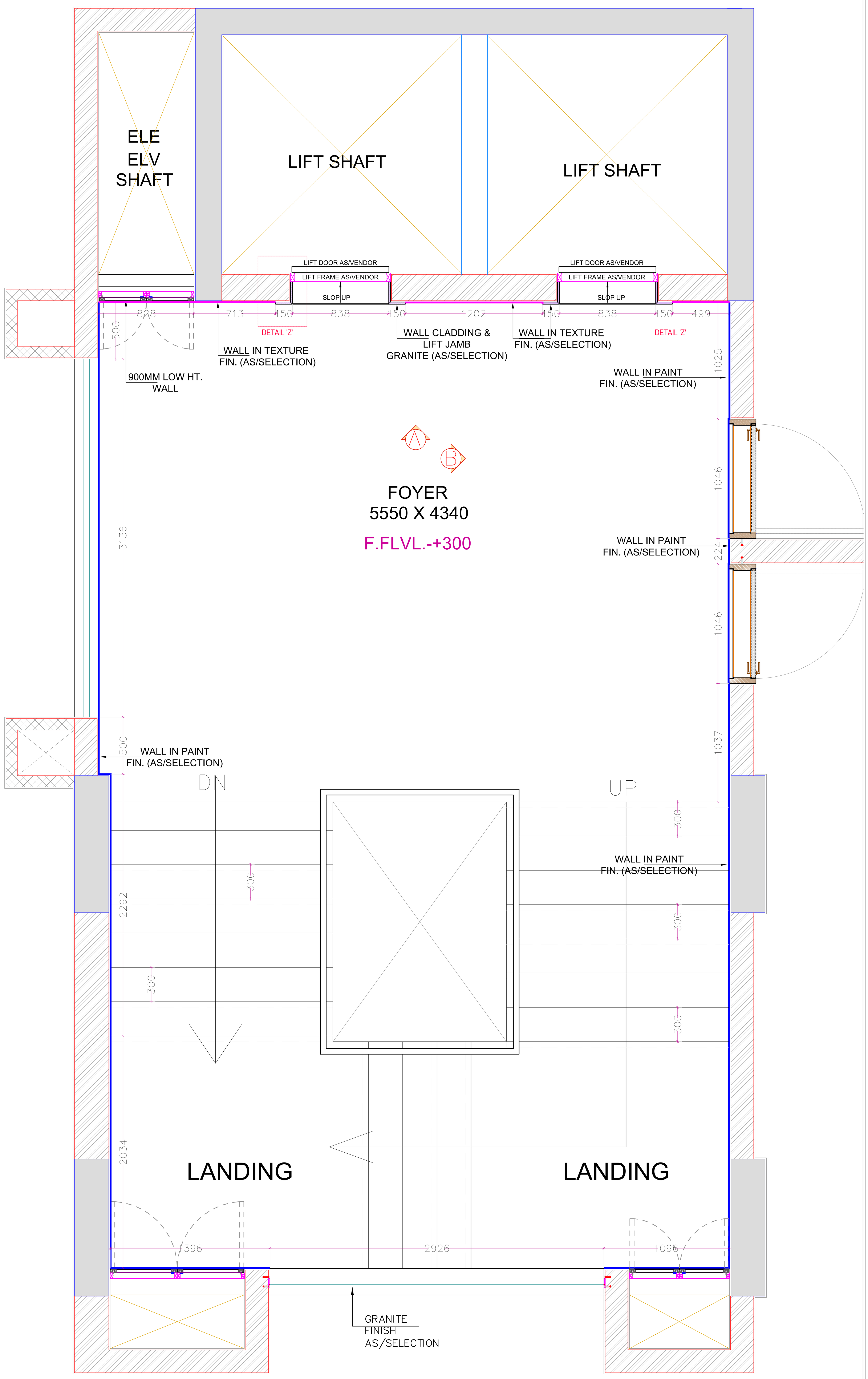

BLOCK-36-2BHK TYPICAL FLOOR FOYER PLAN

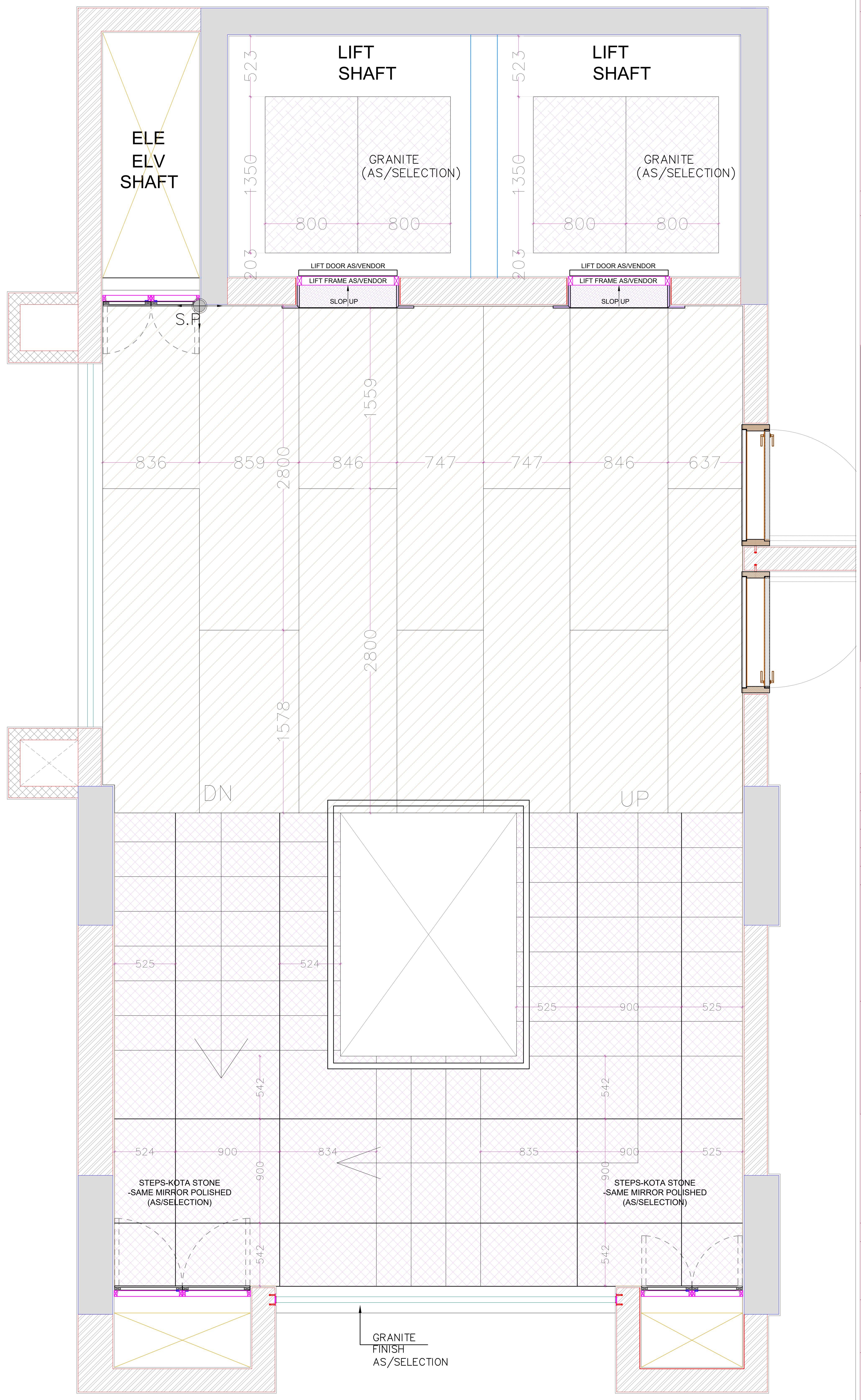

BLOCK-36-2BHK TYPICAL FLOOR FOYER PLAN

KEY PLAN

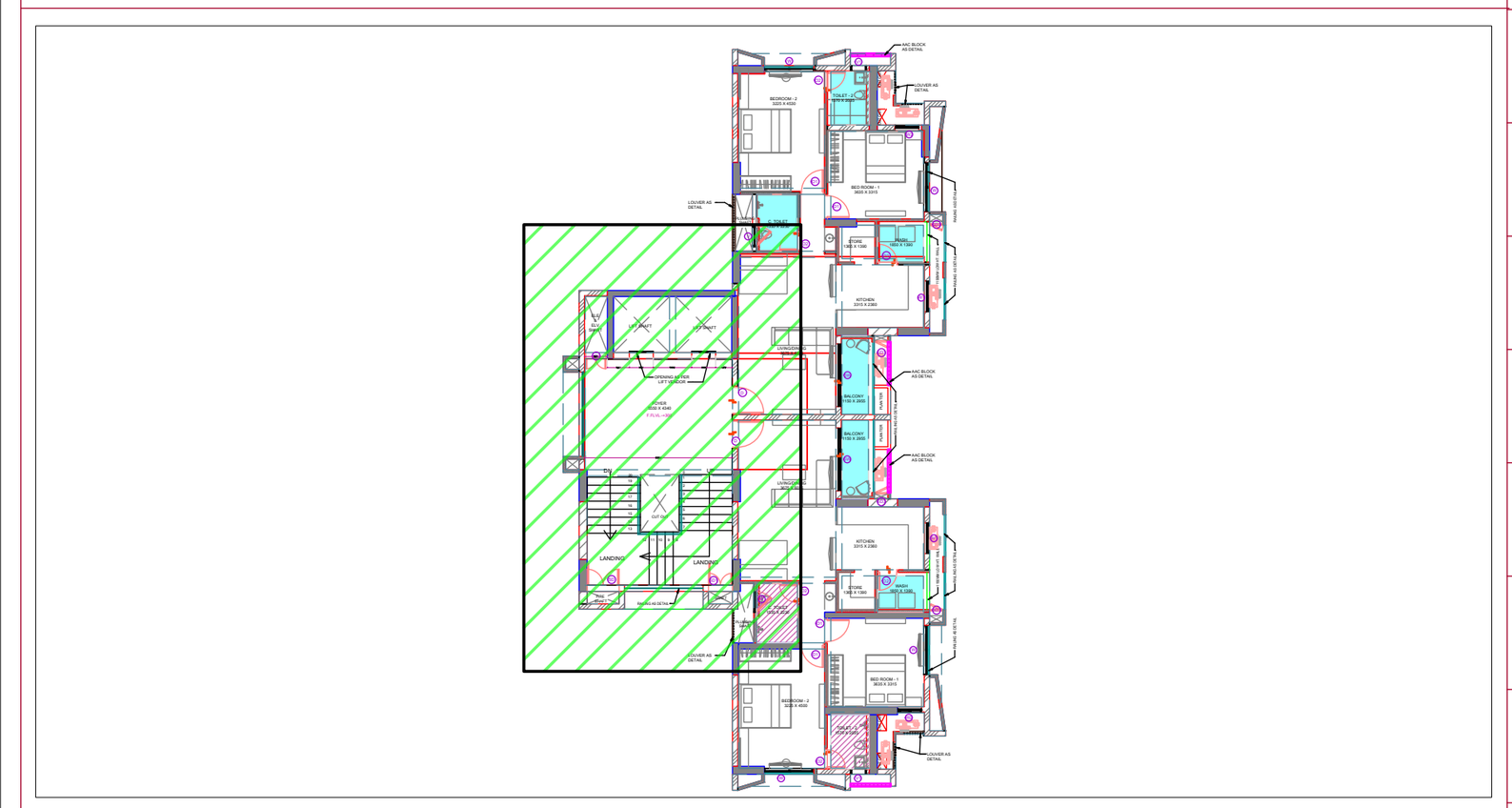

NOTES

COLUMN SIZE AS/ STRU. DETAIL
LIFT WELL SHOULD BE PROVIDE AS PER APPROVAL LIFT CONSULTANT & STRUCTURE DETAIL.
STAIR CASE AS PER DETAIL
RAILLING & PARAPET WALL AS PER DETAIL.
FOR DOOR & WINDOW REFER DRG.
TOILET PIPES & SUNK REFAR TO ARCHITECTURE & CONSULTANT DRAWING.
IN CASE THERE IS ANY DISCREPANCY BETWEEN ARCHITECTURAL DRAWINGS AND OTHER DRAWINGS,
ARCHITECTURAL DRAWINGS SHOULD BE FOLLOWED.
THE DISCREPANCY SHOULD BE BROUGHT TO THE NOTICE OF THE ARCHITECTS BEFORE EXECUTION OF THE WORK.
DRIP MOULD SHOULD BE PROVIDED IN LINTLES OF ALL EXTERNAL OPENINGS.
ALL DIMENSIONS ARE TO BE READ AND NOT MEASURED.
ALL DIMENSIONS ARE IN MM.
REFER DETAIL DRAWINGS WHERE EVER RELEVANT:e.g. FOR THE CONSTRUCTION OF STAIRS,KITCHENS AND TOILETS.
LIFT MACHINE ROOM & OVER HEAD WATER TANK AS PER DETAIL.
SLEEVE AS/PER PLUMBING DETAIL. SLEEVE AND ELECTRICAL CONDUIT AS/ELECTRICAL DETAIL.

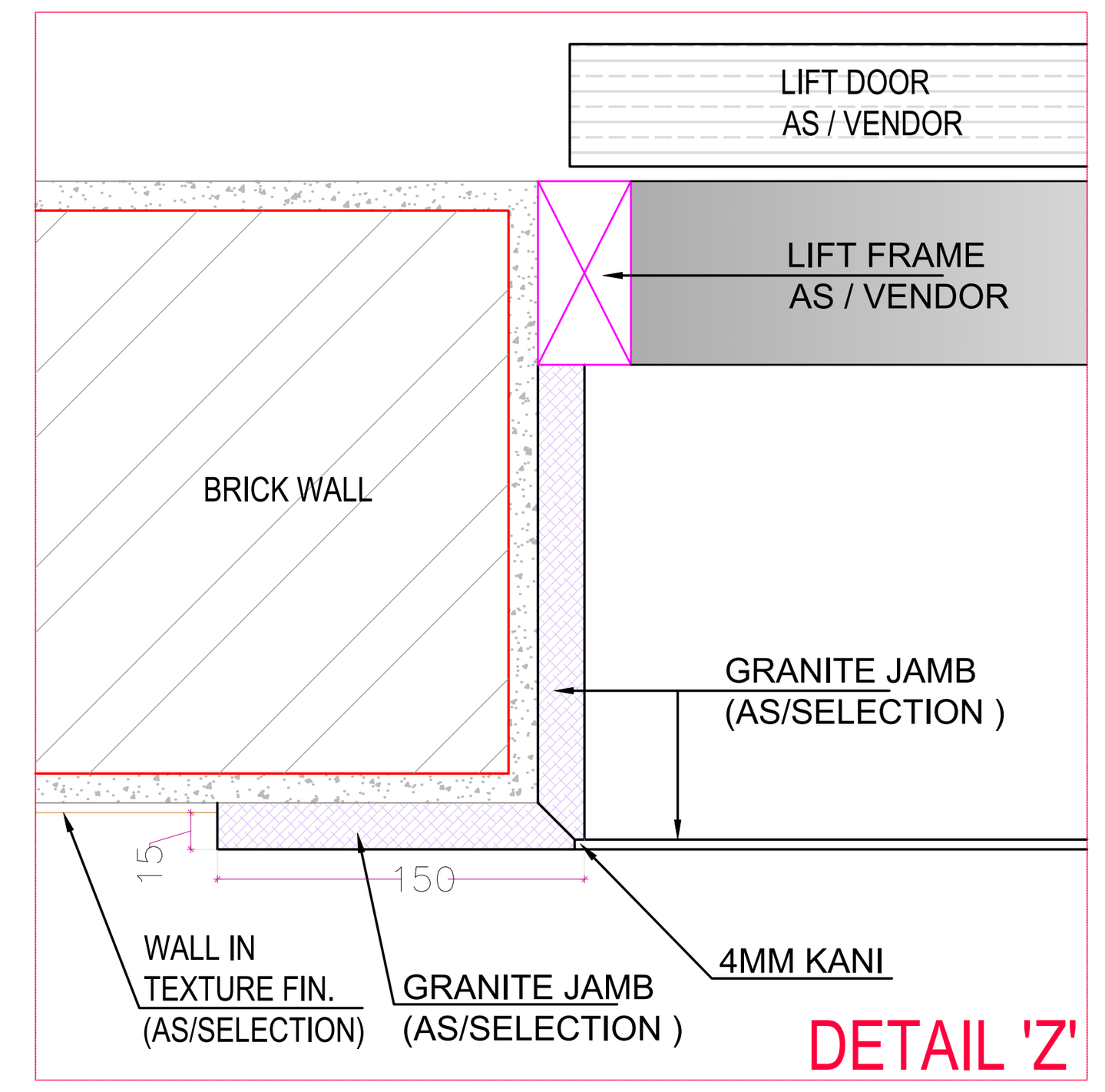

LEGEND

REV.	DATE	REVISION	BY	CHECK	APPD.	HOD	PROJ ENG	CLIENT
R2	28.02.23	ISSUE FOR CONSTRUCTION	B.S	B.S	J.D			
R1	26.08.22	ISSUE FOR CONSTRUCTION	S.R	B.I	J.D			
R0	28.01.22	ISSUE FOR CONSTRUCTION	S.R	B.I	J.D			

DRAWN: SAGAR | CHECKED: BHUMI | APPROVED: JINESH

ARCHITECTS

99 STUDIO
079-4002-8361/62
Email - contact@99studio.in

STRUCTURAL CONSULTANT

P-CUBE CONSULTANT

MEP CONSULTANT

ARTECH ENGINEERING SOLUTIONS
Electrical & MEP- Engineering Design Consultant

JOB IDENTIFIER NUMBER : J21P06

OWNER : RELIANCE INDUSTRIES LIMITED
JAMNAGAR MANUFACTURINGDIVISION

PROJECT :
RELIANCE GREENS INFRA PROJECTS

DRAWING TITLE:
BLOCK-36 -2 BHK TYPICAL FLOOR FOYER PLAN & FLOORING PLAN

SCALE	PROJECT No.	DRAWING No.	REMARK	REV.
N.T.S	10112	A40-JG900-NSA-3912854	IFC	R2