

| Updated Proposed Costing: Action Edge | | | | | | | For Easy Reference | |
|---------------------------------------|--|----------------------|-------------|--|---|-------------|---------------------|--|
| Area in Sq.ft | 11733 | | | | Remarks - status wrt. proposal before design update | Old Costing | Differential Amount | |
| S No. | Scope of services | Cost per Sqft in INR | Cost in INR | Description | | | | |
| 1 | Civil & Interior Works | 437 | 5,124,406 | Partition: GI framed Gypsum partition 100mm thick/ Modular Single Glass slimline Partition Door: Glass door patch fittings / Flush door Skirting:Alum.Skirting -50mm high Floor Finishes: Vitrified tiles flooring /False flooring Wall Finishes: Emulsion Paint /POP Punning/ Wallpaper//Writing Board False Ceiling finishes: Gypsum/Grid ceiling /Baffleceiling/True Ceiling Paint finish Built in furniture: Reception Table/Pantry Unit/Repro Unit/DB Shutter | Updated | 5,172,921 | -48,515 | |
| 1.01 | Frost film/Graphics/Signages | 23 | 267,455 | MCal/3M or Equiv Make | No change | 267,455 | 0 | |
| 1.02 | Blinds | 25 | 298,305 | Roller Blinds: - Basket white/Grey -3% Openness | No change | 333,613 | -35,308 | |
| 2 | Carpet | 40 | 468,782 | PP Carpet Rs.70/Sft Ecosoft,Heritage Make or Equiv Make | No change | 468,782 | 0 | |
| 3 | Modular Furniture | 259 | 3,039,674 | Featherlite or Equivalent Make | Updated | 2,800,176 | 239,498 | |
| 4 | Chairs | 155 | 1,822,518 | Featherlite or Equivalent Make | Updated | 1,868,959 | -46,441 | |
| 5 | Loose Furniture | 127 | 1,488,196 | Custom Made | Updated | 1,259,341 | 228,855 | |
| 6 | Decorative Light Fixtures | 13 | 149,860 | As per design | Updated | 99,647 | 50,213 | |
| 7 | Electrical works | 156 | 1,833,281 | 1. Supply and installation of Main floor Panel & TPN DBs for WS,LIGHTING and UPS power. 2. Cable from Main Panel to DBs, VRV System. 3. PVC Conduit Wiring with 3x1.5 sq.mm frls copper wire. 4. Conduit, raceway and cable tray. 5. Per work station configuration will be 3Nos 6/10A Amp Socket with 16A switch on Raw Power. 6. Per close cabin 1no 16A switch socket will be provided for general use. Make List:- 1. Cable,Wire:- Polycab, Havells, Gloster. 2. Switch Socket:- Anchor Roma. 3. DB:- ABB, LEGRAND. Consideration:- 1. Raising cable of suitable capacity will be provided by base builder. 2. Earthing strips will be provided by base builder. 3. Earthing Pits will be provided by base builder. | No change | 1,833,281 | 0 | |
| 8 | light | 38 | 439,988 | 1.Supplng of LED Lights as per design to meet LUX requirement as per NBC norms Make:- Legero,Neio, Syska | No change | 439,988 | -1 | |
| 9 | Networking | 44 | 513,319 | 1. Supply and installation of Total 215Nos data points for ws, 32 points for cctv, 10 points for wifi . 2. Cat-6 Cable considered. 3. 1nos 42U Networking Rack 4. patch cord Make:- D-Link or eq Consideration | No change | 513,319 | 0 | |
| 10 | HVAC | 413 | 4,848,191 | 1. 98 HP VRV system to maintain 24deg temp. Ductable IDU 14Nos 2. Open ws area considered as 24hrs working area. Make:- Daikin, Blue star or equivalent. | No change | 4,848,191 | 0 | |
| 12 | FDA System | 20 | 233,750 | 1. Supply installation of conventional type FDA Panel and smoke detector Make:- Agni , Ravel | No change | 233,750 | 0 | |
| 13 | PA System - All closed cabins , open area 10m distance | 18 | 205,328 | Supply installation of 6 watt ceiling mounted speaker with Amplifier. Make:- Bosch | No change | 205,328 | -1 | |
| 14 | Firefighting | 39 | 453,600 | 1. Supply installation of New 90 nos sprinkler with associated pipe. 2. Dismantling cleaning and reinstallation of existing sprinkler. Make:- Sprinkler:TYCO, NEWAGE. Pipe:- TATA, JINDAL | No change | 453,600 | 0 | |
| 15 | CCTV IP BASED | | 346,273 | Supply installation of 32 Nos IP BASED cctv camera complete with 32Channel NVR with 12TB Hard disk. Make:- Hikvision, CP+ | Updated | 182,850 | 163,423 | |
| 16 | Fire Extinguisher | 15 | 179,550 | 1. 3nos FE36 Autodischarge extinguisher. 2. 12 nos 4KG ABC extinguisher. 3. 2Nos 4kg CO2 extinguisher | No change | 179,550 | 0 | |
| 17 | ACS | 11 | 124,659 | Supply and installation of Access control - with Face recognition (Model - Essl MB20 Facial Biometric Time & Attendance Device) for 3 entry and exits (both side) with 4 door controller Essl C3-400. Make- eSSL | Updated | 89,250 | 35,409 | |
| Additional Works MEP | | | | | | | | |
| 18 | Water cooler | 8 | 96,591 | Supply installation of 80 Litre water storage RO Make Blue star or eq. | Additional | 0 | 96,591 | |
| 19 | FRP drain tray for server room | 1 | 10,588 | Supply installation of FRP tray for 2nos Hi-Wall units | Additional | 0 | 10,588 | |
| 20 | UPS | 32 | 376,111 | Supply installation of 20KVA UPS with 15min battery backup. Make:- Eaton or eq. | Additional | 0 | 376,111 | |
| 21 | Stabilizer | 44 | 520,000 | Supply installation of 2nos 100KVA dry type Servo stabilizer . | Additional | 0 | 520,000 | |
| 22 | WLD | 5 | 61,067 | Supply installation of WLD system in server room. Make:- Mesar | Additional | 0 | 61,067 | |
| 23 | SPRINKLER | 26 | 302,400 | Supply installation of 60nos new sprinkler complete with pipe, Tapping from base builder raiser available on the floor. Make:- Sprinkler:- Tyco, Newage. Pipe:- TATA , SAIL | Additional | 0 | 302,400 | |
| 24 | HVAC | 20 | 235,950 | | Additional | 0 | 235,950 | |
| 26 | FINGER PRINT/ DIGITAL DOOR LOCK | 9 | 108,333 | Supply and installation of Finger Print/ Digital lock for cabins, server, store room (05 Nos considered) Godrej Locking Solutions and Systems ADVANTIS Rimtronic (Pin + Biometric) Make- Godrej | Additional | 0 | 108,333 | |

| Updated Proposed Costing: Action Edge | | | | | | For Easy Reference | |
|---------------------------------------|---|--------------|-------------------|--|---|--------------------|---------------------|
| S No. | Area in Sq.ft | 11733 | Cost in INR | Description | Remarks - status wrt. proposal before design update | Old Costing | Differential Amount |
| 27 | WIFI SYSTEM Aruba | 11 | 130,909 | Supply and installation of Wifi mesh system for office space , Model No.- AP22 . 06 nos considered . | Additional | 0 | 130,909 |
| | Additional Furniture & Civil Interior Works | | | | | 0 | |
| 28 | Additional Furniture | 18 | 215,477 | Featherlite | Additional | 0 | 215,477 |
| 29 | Demolition/Dismantling works | 12 | 145,430 | Removal of existing floor & Disposal of debries away from site | Additional | 0 | 145,430 |
| SUB-TOTAL | | 2,049 | 24,039,993 | | | 21,250,000 | 2,789,993 |
| | Project Management Expenses | | 250,000 | | | 250,000 | 0 |
| A | TOTAL | 2,070 | 24,289,993 | | | 21,500,000 | 2,789,993 |
| | GST Extra as applicable | | | | | | |
| EXCLUSIONS: | | | | | | | |
| 1 | Screeding concrete not considered , POP punning on perimeter/structural walls , all brickwork and plaster works at site | | | | | | |
| 2 | VESDA / NOVEC / WLD / RODENT | | | | | | |
| 3 | Server, Active component of Networking, Wi-Fi Devices , AV | | | | | | |
| 4 | Lift lobby area/ Staircase area/Service Shaft's | | | | | | |
| 5 | White goods like microwave, water dispenser, fridge, coffee vending machine etc | | | | | | |
| 6 | Artworks, Artefacts, Rugs , Plants and Planter Pots | | | | | | |
| 7 | Telecom System- EPABX +Telephone sets | | | | | | |
| 8 | Sealing of periphery windows or Glazing /Vinyl filming for external glazing | | | | | | |
| 9 | Gap covering between the external glazing and the beam/slab/lintel | | | | | | |
| 10 | Keyboard tray, CPU trolley, Dust bins | | | | | | |
| 11 | Office Equipments as per Client requirement.- computers, laptops, printers, scanners, copiers, specialized storage systems etc. | | | | | | |
| 12 | Electricity & Water connection and consumption during construction | | | | | | |
| 13 | Customs, Excise duties if any | | | | | | |
| 14 | Statutory fees, Agency Charges for Custom Clearance, Port Clearance, etc. | | | | | | |
| 15 | External Signage (Building, Lobby, etc.) | | | | | | |
| 16 | Land lord high side works and mathadi expenses | | | | | | |
| 17 | Dismantling works | | | | | | |
| 18 | Any other works not mentioned in the budget sheet. | | | | | | |
| 19 | UPS ,DG, Raising main cable, Earth pits, Earthing strips raiser main Inverter | | | | | | |
| 20 | Some Furniture items in MD area as per remarks in additional items sheets. | | | | | | |

| BOQ - C&I | | | | | | |
|-------------|---|-------------------------|------|----------|----------|-------------------|
| SL.NO | ITEM DESCRIPTION | LOCATION/ DWG NO | UNIT | NEW QTY | RATE | AMOUNT 2 |
| 1 | DISMANTLING / DEMOLITION WORKS | | | | | |
| 1.01 | TILES CHIPPING (FLOOR & WALL TILES) Carefully removing/ breaking existing tiles of all types from flooring/wall/skirting, including bedding mortar(30mm) material/ backing coat plaster, stacking any full tiles/ slabs if retrievable in full and disposing the debris away from floors to dumping yard at ground floor and rubble & clean as per engineer incharge/PMC instruction. | | Sft | - | 19.87 | - |
| 1.02 | DEMOLITION/REMOVAL OF EXISTING SOFT FLOORING Demolition of existing soft flooring: Carefully removing/ breaking existing all types soft flooring like Carpet/Vinyl/Wooden flooring, including skirting, stacking any full tiles/ slabs if retrievable in full and disposing the debris away from site and rubble & clean as per engineer incharge/PMC instruction. | | Sft | - | 13.25 | |
| 1.03 | DEMOLITION OF EXISTING HARD FLOORING-upto 45mm Demolition of existing hard flooring: Carefully removing/ breaking existing all types hard flooring or skirting, including screeding/bedding material/ backing coat plaster, stacking any full tiles/ slabs if retrievable in full and disposing the debris away from site and rubble & clean as per engineer incharge/PMC instruction. | | Sft | 3,600.00 | 23.84 | 85,827.81 |
| 1.04 | DEMOLITION & REMOVING OF EXISTING FALSE CEILING Demolition of existing false ceiling- Gypsum board/ mineral fiber or any type of suspended ceiling systems including pelmets, cove lights, features, domes lighting fixtures, smoke detectors, HVAC diffusers, grilles, dampers mounted on or recessed in the ceiling and handing over all scrap, disposing & carrying the debris away from floors to dumping yard at ground floor as per engineer incharge/PMC instruction. Mode of measurement -ceiling plan area shall be considered. | | Sft | - | 26.49 | |
| 1.05 | DEMOLITION OF EXISTING DRYWALL PARTITION Dismantling/ carefully removing, breaking, demolishing of the existing drywall partition with doors including door frames Includes shifting, formally handing over, stacking the scrap and disposing & carrying the debris away from floors to dumping yard at ground floor as per engineer incharge/PMC instruction | | Sft | - | 29.14 | |
| 1.06 | DEMOLITION OF EXISTING GLAZED PARTITION Dismantling/ carefully removing, breaking, demolishing of the existing Glazed partition with doors Includes labelling, packing, tagging the packages, shifting, formally handing over, stacking the scrap as directed and carting away the debris, cleaning the site etc. as directed and mentioned in developer's guidelines. | | Sft | - | 33.11 | |
| 1.07 | DEMOLITION OF EXISTING BLOCK MASONRY WALL Dismantling/ carefully removing, breaking, demolishing of the existing Block masonry wall with doors including door frames from masonry wall Includes shifting, formally handing over, stacking the scrap and disposing & carrying the debris away from floors to dumping yard at ground floor as per engineer incharge/PMC instruction | | Sft | - | 39.74 | |
| 1.08 | SHIFTING AND DISPOSAL OF DEBRIS by Tractor (1Unit Capacity Truck-100cft) Collecting, shifting Loading, unloading, transporting, disposing off all refuse, debris, Scrap, broken concrete screed, broken tiles, blocks etc, wrerckage,packing material without salvage value etc. arising from the works, Segregating Dry and Wet Garbage at source (As per guidelines of local Municipal Corporation) and dispose away from the site premises to Municipal approved dumping locations with all the required statutory approvals and associated incidental cost. Ensure that proper records in the form of logs, photographs, gate passes, hauler certificates, weigh bridge slips etc. must be maintained as documentation for the LEED compliance. | | Sft | 18.00 | 3,311.26 | 59,602.65 |
| | TOTAL AMOUNT FOR DISMANTLING / DEMOLITION WORKS | | | | | 145,430.46 |
| 2 | CIVIL WORKS | | | | | |
| 2.01 | BLOCK MASONRY WORKS Providing and constructing Block Masonry wall in proper line and level, at all levels in cement mortar 1:4 (1 cement : 4 coarse sand) using standard size of blocks of thicknesses as given below, including all scaffolding, staging, curing, all lifts, pointing of joints very neatly complete to the satisfaction of the Engineer-in-charge, all labour, hire and fuel charges for all tools and plants employed etc. complete and as directed. Rate shall include providing Concrete Binders in proportion 1:2:4 (1 cement : 2 Coarse sand : 4 Aggregates), 75mm thick reinforced with 2 nos. of 8 mm dia Fe 500 bars, RCC binders to be at every 1 metre interval from floor level. The rate to be inclusive of cost of reinforcement and formwork, cover blocks for reinforcement and all other incidental charges etc., all complete and as directed. | | | | | |
| a | 200mm thick- (8" Thick Solid Blocks) | | Sft | - | 192.05 | |
| b | 150mm thick- (6" Thick Solid Blocks) | Server, Store, Entrance | Sft | 593.10 | 172.19 | Rate Only |
| c | 100mm thick- (4" Thick Solid Blocks) | | Sft | - | 152.32 | |
| 2.02 | PLASTERING - 12MM THICK IN CM 1:4 | Store, Server | Sft | 1,186.19 | 55.37 | Rate Only |

| BOQ - C&I | | | | | | |
|---|--|--|------|----------|--------|------------|
| SL.NO | ITEM DESCRIPTION | LOCATION/ DWG NO | UNIT | NEW QTY | RATE | AMOUNT 2 |
| | Providing & applying of cement plastering to masonry walls of 12 mm thick in cement mortar 1:4, finishing at all levels, including fixing of 100 mm wide GI plaster mesh make Arpitha or equivalent make in the junctions of the masonry & R.C.C work wherever applicable, over conduits, curing etc., complete. The Plastered surface should be ready to receive any type of wall finishes as per the requirement. The work shall include cost of materials, cost of labour, Hacking concrete surface, All lead and lift, loading and unloading, transportation, scaffolding and all other incidental charges etc., complete. The work shall be carried out as per the directions of the Engineer In charge. | | | | | |
| 2.03 | PRECAST LINTEL IN RCC MIX 1:2:4 -150/100MM (W) X 150MM (H) Providing and fixing of Precast / cast-in-site reinforced cement concrete (1:2:4 RCC) lintels including | Store, Server | Rft | 9.84 | 484.57 | Rate Only |
| 2.04 | IPS FLOORING-25-30MM IPS Flooring- Providing and laying of IPS Flooring of thickness 25-30mm ,in cement concrete screeding mix of 1:2:4 ration with 12mm down grade coarse aggregates and the top surface to be smooth finished by hand /power trowel as per PM/Architect instructions. Cost to include loading, unloading & transportation. | | Sft | - | 59.60 | |
| TOTAL AMOUNT FOR CIVIL WORKS | | | | | | |
| 3 PARTITION AND ASSOCIATED WORKS | | | | | | |
| 3.01 | P1-75MM THICK FULL HEIGHT DRYWALL PARTITION CLAD WITH SINGLE LAYERS OF 12.5MM THICK GYPSUM BOARD ON BOTH THE SIDES -GI FRAME WORK - USG Boral make Providing, fabricating and fixing in place Drywall Partition with GI Studs Framework, formed out of the following components, all complete as per drawings, specification and to complete satisfaction of the Engineer. Framework: Providing & fixing of dry wall partition frame works, formed of 48x34/36x0.5mm GI vertical stud made of GI Steel placed at 600mm centre to centre in 50x32x0.5mm GI floor and ceiling channel made of GI steel, which is anchored to the floor & ceiling using suitable anchor fasteners or metal screws with nylon plugs as per manufacturer's specification & as per details drawings. Cladding: The framework to be cladded on both sides with single layer of 12.5mm thick tapered edge Plain Gypsum board (IS-2095/Part1 2011) up to specified level in line and level screw fixed with 25mm/35mm drywall screws at 300mm centre to centre with staggered joints to avoid through joints. The board shall be jointed Infill: As an acoustic requirement, contractor to affix 50mm thick rock/glass wool of density 48kg/m3 wrapped in RP tissues suitably affixed to partition framework using necessary GI binding wire, duct tape as indicated in the drawing. Special Provisions: All exposed edges/ Corners to be provided with proprietary Corner / Angle bead / Edge bead sections/ The floor and ceiling sections is placed on a clean finished floor on which two line-beads of caulking Care must be taken that the plasterboards are raised 3mm from floor level and in this gap caulking Door Jamb / sill / soffit of the partition shall be clad in 12mm thick exterior grade MDF to receive The cost shall also include making provisions/ additional supports required for general cut-outs above False Contractor to make provision for all electrical/networking boxes and to provide 30mm dia cut-outs as Contractor to make necessary provision for cut-outs and additional supports like Nogging channel as Contractor to ensure that the partition work is not anchored to the PT line and to be supported with Mode Of Measurement : Finished Floor Level to True Ceiling level shall be measured. | | Sft | 1,929.12 | 145.70 | 281,064.44 |
| 3.02 | 75MM THICK FULL HEIGHT DRYWALL PARTITION CLAD WITH SINGLE LAYER OF 12MM PLY ON BOTH SIDES -GI FRAME WORK Specification same as above line item no 3.01 but, The framework to be cladded with One layer of 12mm thick Commercial Ply on both the sides as per details. | Director Cabins | Sft | 266.86 | 240.58 | 64,202.11 |
| 3.03 | FRAMELESS GLAZED PARTITION -MDF Beading Supply & Installation of glazing to be formed out of 10mm thick toughened glass panel fixed with 12mm thick MDF beading for horizontal , top & verticals paint finished as per details. The glass to be butt jointed with 2 to 3 mm edge chamfer & edge polishing all around. The butt joint of the glass shall be sealed using 3M glass to glass joint tape. Glass panels to be of maximum sizes and it should be executed strictly as per detailed drawings / elevations and as per architects approval. Partition with more number of glass pieces are not advised as per architect instruction. | | Sft | 485.00 | 380.60 | 184,589.07 |
| 3.04 | MODULAR GLAZED PARTITION - Baux or Equiv Make Supply & Installation of Modular Glass Partitions formed out of the following components. Frame Work -45x25mm Black/Silver colour anodized Supply & Installation of Proprietary naked anodized aluminium partition system of approved section using Glazing: | Director Rooms and Conference in Director Area | Sft | 265.00 | 463.58 | 122,847.68 |


| BOQ - C&I | | | | | | |
|-----------|--|------------------|------|----------|----------|-----------|
| SL.NO | ITEM DESCRIPTION | LOCATION/ DWG NO | UNIT | NEW QTY | RATE | AMOUNT 2 |
| | Supply & Installation of glazing to be formed out of 10mm thick toughened glass as per details. The glass to be butt jointed with 2 to 3 mm edge chamfer & edge polishing all around. The butt joint of the glass shall be sealed using 3M glass to glass joint tape. Glass panels to be of maximum sizes and it should be executed strictly as per detailed drawings / elevations and as per architects approval. Partition with more number of | | | | | |
| 3.04.a | MODULAR DOUBLE GLAZED PARTITION - Kubik / Bottomline or Equiv Make | | Sft | | 1,461.32 | |
| | Supply & Installation of Modular Double Glass Partitions formed out of the following components. Frame Work -105x25mm Black/Silver colour anodized Supply & Installation of Proprietary naked anodized aluminium partition system of approved section using Glazing: Supply & Installation of two layers of 12.52mm thick Laminated Glass (6mm toughened + 0.52mm PVB + | | | | | |
| 3.04.b | BULKHEAD PARTITION -ABOVE GLASS PARTITION CLAD WITH ONE LAYER OF GYPSUM ON BOTH SIDE-ALUMINIUM FRAME WORK -75MM THICK | | Sft | | 279.06 | |
| | Opaque Partition Providing, fabricating and fixing in place Gypsum board Partition with anodized Aluminium Box section Framework The Frame work to consist of 25mm x 50mm x 1.2mm thick extruded Aluminium box section framework at To have 12mm thick exterior grade MDF painted in white at the junction of Glass and Opaque Partitions. Infill As an acoustic requirement, contractor to affix 50mm thick rock wool of density 32kg/m3 wrapped in RP Cladding The framework to be cladded on both sides with Single layer of 12.5 mm thk tapered edge gypsum board For Glass Partition Jamb / sill / soffit shall be clad in 12mm thick exterior grade MDF to receive Proprietary Special Provisions Contractor to make provision for all electrical/networking boxes and to provide dia cut-outs as required. All junctions between materials, columns, walls, etc to have necessary groove with Aluminium 'L' angle as All exposed edges / corners/ grooves to have proprietary corner / edge bead sections/channels as per All exposed gyp board edges to be fixed with Beadex self adhesive At all locations where services are penetrating the partition above false ceiling to have salwood frame work The floor and ceiling sections is placed on a clean finished floor on which two line-beads of caulking Care must be taken that the plasterboards are raised 3mm from floor level and in this gap caulking For Glass Partition Jamb / sill / soffit shall be clad in 12mm thick exterior grade MDF to receive Proprietary The cost shall also include making provisions/ additional supports required for general cut-outs above False Contractor to make necessary provision for cut-outs and additional supports like Nogging channel as Contractor to ensure that the partition work is not anchored to the PT line and to be supported with | | | | | |
| 3.05 | BULKHEAD PARTITION -ABOVE GLASS PARTITION CLAD WITH ONE LAYER OF GYPSUM ON BOTH SIDE -GI FRAME WORK -75MM THICK | | Sft | 374.59 | 145.70 | 54,575.62 |
| | Specification same as above line item no 3.01 | | | | | |
| 3.06 | ALUMINIUM SKIRTING | | | | | |
| | Providing and fixing of matt natural anodised skirting profile of approved heigh skirting inclusive of all | | | | | |
| a | 50mm High Bottomline or Equivalent make | | Rft | 1,275.00 | 72.85 | 92,880.79 |
| b | 75mm High Bottomline or Equivalent make | | Rft | - | 92.72 | |
| 3.07 | ALUMINIUM CHAIR GUARD-150mm High Bottomline or Equivalent make | | Rft | - | 281.79 | |
| | Providing and fixing of matt natural anodised approved Chair Guard profile at required level inclusive of all | | | | | |
| 3.08 | 1200MM HEIGHT SOLID PARTITION (Cubicles) | | Sft | - | 644.03 | |
| | Providing and fixing 1200mm height solid partition as per drawing , made of Aluminium sections of size | | | | | |
| 3.09 | GYPSUM PANELLING WITH SINGLE LAYER OF 12.5MM GYPSUM BOARD-GI FRAME WORKS | | Sft | - | 132.45 | |
| | Providing & fixing in place panelling formed out of the following components, all complete as per drawings Framework: Providing & fixing of dry wall partition frame works,formed of 48x34/36x0.5mm GI vertical stud made of GI Cladding: The framework to be cladded with Single layer of 12.5 mm thick tapered edge gypsum board (IS-2095/Part1 Special Provisions: The floor sections is placed on a clean finished floor on which two line-beads of caulking compound/ Silicon Care must be taken that the plasterboards are raised 3mm from floor level and in this gap caulking Contractor to make provision for all electrical/networking boxes and to provide 30mm dia cut-outs as Contractor to make necessary provision for cut-outs and additional supports as required to fix white board / | | | | | |


| BOQ - C&I | | | | | | |
|--|--|---------------------------------|------|---------|-----------|-------------------|
| SL.NO | ITEM DESCRIPTION | LOCATION/ DWG NO | UNIT | NEW QTY | RATE | AMOUNT 2 |
| | All junctions between materials, columns, walls, etc to have a 6mm groove with 12 x 12 x 1.2 mm thick Contractor to ensure that the partition work is not anchored to the PT line and to be supported with | | | | | |
| 3.10 | GYP SUM SKINING -One Layer Of 12.5mm Gypsum Board Clad On The Existing GI Frame Works The existing framework to be cladded with one layer of 12.5mm thick tapered edge Plain Gypsum board (IS- | | Sft | - | 56.49 | |
| TOTAL AMOUNT FOR PARTITION AND ASSOCIATED WORKS | | | | | | 800,159.71 |
| 4 DOORS | | | | | | |
| 4.01 | SINGLE LEAF SOLID FLUSH DOOR SHUTTER FINISHED WITH LAMINATE AND FIXED WITH MDF DOOR FRAME OF SIZE :900x2400MM Supply & Installation of wooden door frame system with flush door shutter as per manufacture specification Door Frame : 100mm x 75mm MDF Frame finished with Enamel Paint Shutter Finish : 32mm thick Solid flush door Finish : 1mm thick Laminate on both sides of shutter Hardware Set: Hinge Type : OZ-SSBH 4x3x3MM SSS-4Nos -Ozone or Equivalent make Lock Set :DOZML-L1-E-O 46.5MM SSS Mortise Lock Body with Strike Plate and Soft Closing Latch Bolt / OMC- Door Handle : OMH-33 STD SSS D-Type Mortise Handle with Plate- Ozone or Equivalent make Door Stopper : OZ-DST-11 STD SN -Ozone or Equivalent make Door Closer : NSK-580-11 STD SILVER OVERHEAD DOOR CLOSER (SCISSOR ARM)- Ozone or Equivalent make | Store | Nos | 1.00 | 20,529.80 | 20,529.80 |
| 4.02 | SINGLE LEAF SOLID FLUSH DOOR SHUTTER WITH 300x600MM VISION PANEL FINISHED WITH LAMINATE AND FIXED WITH SALWOOD DOOR FRAME OF SIZE : 900X2400MM Specification same as above item no.4.01 but to be fixed with vision panel of size 300x600mm Formed of 6mm thk toughened glass with frost film & fixed with 15x12mm teak wood beading finished with polish to match the shutter finish around as per details. | | Nos | - | 29,801.32 | |
| 4.03 | SINGLE LEAF GLASS DOOR SHUTTER FIXED WITH APPROVED PATCH FITTINGS OF SIZE: 900X2400MM - Ozone or Equivalent make Fabricating and fixing of single leaf glazed door, made 10mm thick toughened glass fixed with necessary approved patch fittings & with necessary door hardwares complete as per architects instructions. Bottom Patch - OPE-3E Std SSS Top Patch - OPE-2E Std SSS Top Pivot for Patch - OFS-ACC-GDP-E Sss Corner Patch Lock with Strike Plate - OPL-1E Std SSS D Type Handle SSS Finish D-325X25MM Door Stopper - OZ-DST-11 SN Floor Spring - FS-8300 STD STD (80kg Double Cylinder Floor Spring for better performance on internal low traffic doors) | Cabins, Phonebooth | Nos | 8.00 | 21,854.30 | 174,834.44 |
| 4.04 | SINGLE LEAF GLASS DOOR SHUTTER FIXED WITH APPROVED PATCH FITTINGS OF SIZE: 1000X2400MM - Ozone or Equivalent make Fabricating and fixing of single leaf glazed door, made 10mm thick toughened glass fixed with necessary approved patch fittings & with necessary door hardwares complete as per architects instructions. Bottom Patch - OPE-3E Std SSS Top Patch - OPE-2E Std SSS Top Pivot for Patch - OFS-ACC-GDP-E Sss Corner Patch Lock with Strike Plate - OPL-1E Std SSS D Type Handle SSS Finish D-325X25MM Door Stopper - OZ-DST-11 SN Floor Spring - FS-8300 STD STD (80kg Double Cylinder Floor Spring for better performance on internal low | Conference, Training, Cafeteria | Nos | 3.00 | 23,178.81 | 69,536.42 |
| 4.05 | SINGLE LEAF GLASS DOOR SHUTTER FIXED WITH APPROVED PATCH FITTINGS OF SIZE: 1200X2400MM - Ozone or Equivalent make Fabricating and fixing of single leaf glazed door, made 10mm thick toughened glass fixed with necessary approved patch fittings & with necessary door hardwares complete as per architects instructions. Bottom Patch - OPE-3E Std SSS Top Patch - OPE-2E Std SSS Top Pivot for Patch - OFS-ACC-GDP-E Sss Corner Patch Lock with Strike Plate - OPL-1E Std SSS | Entrance Door | Nos | 2.00 | 25,827.81 | 51,655.63 |

| BOQ - C&I | | | | | | |
|----------------------------|--|--------------------------------|------|----------|-----------|-------------------|
| SL.NO | ITEM DESCRIPTION | LOCATION/ DWG NO | UNIT | NEW QTY | RATE | AMOUNT 2 |
| | D Type Handle SSS Finish D-325X25MM | | | | | |
| | Door Stopper - OZ-DST-11 SN | | | | | |
| | Floor Spring - FS-8300 STD STD (80kg Double Cylinder Floor Spring for better performance on internal low | | | | | |
| 4.06 | SINGLE LEAF GLASS STILE DOOR SHUTTER FIXED WITH MODULAR ALUMINIUM DOOR FRAME OF SIZE: 900X2400MM - Ozone or Equivalent make | MD Cabin, MD Conference, Sales | Nos | 6.00 | 51,143.07 | 306,858.40 |
| | Supply & Installation of Proprietary anodized aluminium door frame system with glass door shutter as per | | | | | |
| | Door Frame : 105X25mm Proprietary anodised Aluminum door frame | | | | | |
| | Door Stile : 60x40mm Proprietary anodised Aluminium door stile frame | | | | | |
| | Shutter : 10mm thick Toughened Glass | | | | | |
| | Hardware Set: Ozone or Equivalent Make | | | | | |
| | Hinge Type : 4 Nos on each leaf, 5 Knuckle, 2 bearing butt hinges size 4" x 3" x 3mm, in SS 304 and in satin | | | | | |
| | Lock Set :Lock Narrow stile lock with with 35mm back set and 24mm square forend. Euro profile Cylinder | | | | | |
| | Door Handle : Lever Handle | | | | | |
| | Door Closer :NSK-780 Std. Silver Overhead Door Closer (Scissor Arm) with Mounting Plate for Glass Door | | | | | |
| | Door Stopper : Floor stop half dome with 45mm dia with fixing accessories, in satin Chrome | | | | | |
| | Seals : Automatic door bottom RP8si seal from Raven,extruded silicon sealing component, spring loaded to | | | | | |
| 4.07 | FD1 - SINGLE LEAF FIRE RATED METAL DOOR OF SIZE 1200X2400MM | Server Room | Nos | 1.00 | 46,357.62 | 46,357.62 |
| | Fabricating and fixing of Single leaf fire rated door with 2 hours fire rating as per details | | | | | |
| | Door jamb : 100mm x 57mm x 1.6mm Fire rated metal jamb in Galvanized steel finished with fire rated paint | | | | | |
| | Shutter :48mm thick honeycomb infilled Metal shutter in Galvanized steel finished with fire rated | | | | | |
| | Vision panel : 200X450mmFormed of 5mm thick clear fire rated mesh glass fixed with metal beading from | | | | | |
| | Necessary provision to be made to fix access control Device as per manufacturers specifications. Vendor to | | | | | |
| | Hardware : | | | | | |
| | Security System : Applicable | | | | | |
| | TOTAL AMOUNT FOR DOORS | | | | | 669,772.30 |
| 5 FLOORING FINISHES | | | | | | |
| 5.01 | VITRIFIED TILE FLOORING | | | | | |
| | Supply & Installation of vitrified tile flooring with 1st quality homogeneous tiles of approved make, of size as per details, set in ROFF / 1:4 CM cement mortar bedding of 25 to 30mm thick as per PM/Architect instructions. Rate to include for laying tiles to the pattern as directed by Arcitect/Consultant including curing, acid wash etc. Tiles to be laid with PVC spacers and pointing the joints with the matching epoxy based grout of Pidilite Industries make Fix - It or approved equivalent make inclusive of acid wash and complete as per architects/PM instructions. The finished flooring to be covered with thick plastic sheet. Rate to include the cutting the tiles to size if there are any variations. Cost should include house keeping & cleaning for the vitrified flooring till the handover. Rate also to include fixing of vitrified tile with necessary adhesive as per architects/Pms instructions. MODE OF MEASUREMENT: Shall be as per the actual area executed. Quoted rate to include the cost of curing, protecting the laid flooring using honey comb PVC protective cover until handing over etc. | | | | | |
| a | T1-Vitrified Tile -Basic Price of Tile Rs.55/Sft | Cafeteria | Sft | 765.00 | 145.70 | 111,456.59 |
| b | T2-Vitrified Tile -Basic Price of Tile Rs.55/Sft | Stores | Sft | 110.87 | 145.70 | 16,153.13 |
| c | T3-Vitrified Tile -Basic Price of Tile Rs.55/Sft | Passages | Sft | 2,700.00 | 145.70 | 393,377.48 |
| 5.02 | VITRIFIED TILE SKIRTING-100MM | | Rft | - | 78.45 | |
| | Supply & Installation of Vitrified Tile skirting of approved colour over existing walls set in Roff in proper plumb, line & level. Tiles to be fixed with PVC spacers and pointing the joints with the matching colour epoxy based grout of Pidilite Industries make Fix -It or approved equivalent make inclusive of acid wash and complete as per architects/PM instructions.as per architect instruction. vendor shall consider curing, cleaning before handover. | | | | | |
| 5.03 | RAISED(False floor) FLOORING -600MM HIGH | Server | Sft | 185.14 | 490.07 | 90,731.25 |
| | UNITILE OR EQUIVALENT MAKE - USG DONN SF800 Panel ACCESS FLOORING WITH ESRG SUPPORT SYSTEM WITH ANTISTATIC LAMINATE FINISH | | | | | |
| | False flooring - Ht of jacks - 600mmht | | | | | |
| 5.04 | STEPS | Server | Sft | 10.76 | 596.03 | 6,415.63 |
| | Providing and fabricating steps formed out of 25x25x2mm MS frame work base with 19mm thick fire rated plywood finished with Antistatic vinyl, installed over the frame work to form steps of 300mm wide treads & 150mm high riser, all the metal works shall be painted in corrosion resistant paint with necessary surface preparations, complete as per detail drawing. | | | | | |

| BOQ - C&I | | | | | | |
|--|--|------------------------------|------|-----------|--------|-------------------|
| SL.NO | ITEM DESCRIPTION | LOCATION/ DWG NO | UNIT | NEW QTY | RATE | AMOUNT 2 |
| 5.05 | TRANSITIONAL STRIP-30MM-Bottomline make Providing and fixing of aluminum transition strip approved make of size 30mm at junction of soft and hard floor etc., including screws and fixing complete as per manufacturer specification. | | Rft | 200.00 | 132.45 | 26,490.07 |
| 5.06 | RAISED FLOOR- FOR STAGE 150MM HIGH STAGE: Providing & fixing stage of 150 mm made using 50 x 25 mm Al framework, covered with 19 mm | | Sft | - | 463.58 | |
| TOTAL AMOUNT FOR FLOOR FINISHES | | | | | | 644,624.15 |
| 6 WALL FINISHES | | | | | | |
| 6.01 | EMULSION PAINT Providing and Applying Acrylic Emulsion Paint to wall and gypsum board surfaces of approved make, colour | | | | | |
| a | For Walls /Partitions (Premium Emulsion Paint- Asian Paints or Equiv make) | | Sft | 16,261.00 | 23.84 | 387,679.47 |
| b | For Gypsum False ceiling (Tractor Emulsion Paint- Asian Paints or Equiv make) | Passages /Cabins/HR/Act/Cafe | Sft | 5,082.00 | 23.84 | 121,160.26 |
| 6.02 | TRUE CEILING PAINTING by Tractor Emulsion Paint-For Exposed ceiling Specification same as Item No.5.01, True ceiling rcc slab ,services equipments like cable raceways conduits etc., to be finished with approved colour as per architect instruction. Cost to included preparation of rcc surface by thorough cleaning, grinding and as per manufacturer specification to give a smooth and even surface etc. complete as per instruction. Mode of measurement horizontal surface only to be measured as per autocad dwgs. | | Sft | 5,600.00 | 29.14 | 163,178.81 |
| 6.03 | SYNTHETIC ENAMEL PAINT- (On Metal surface like AC Duct, Cable raceways etc.,) Providing and applying three coats of Spray applied Synthetic Enamel Paint of approved manufacturer and of required shade on surfaces to give an even shade including two coats of anti-corrosive Metal primer on surfaces of approved make as per manufacturer's specification to give a smooth surface including thoroughly brushing the surface free from water / mortar dropping and other foreign matter and sand papered smooth all materials and labour complete. | | Sft | 1,960.00 | 31.79 | 62,304.64 |
| 6.04 | POP PUNNING -Block Wall, New Walls only Providing and applying of Plaster of Paris Punning (1st Quality ISI approved POP) over plastered with minimum thickness of 8mm-12mm to existing wall surfaces, ceilings & concrete members etc., to be finished in line and plumb with smooth surface ready to receive paint base. Rate to be inclusive of hacking wall surfaces for better bonding, cleaning, scrubbing the surface, proving grooves if necessary etc., complete as per architect's approval. | | Sft | 500.00 | 31.79 | 15,894.04 |
| 6.05 | OIL BASE PRIMER -For Wallpaper/Graphics Providing and applying approved Oil based primer finish over one coat of primer and 2coats of Putty as per manufacturer specification and as per architect instruction. | | Sft | 679.88 | 15.89 | 10,806.10 |
| 6.06 | TEXTURE PAINT- Basic Price Rs.90/Sft Providing and applying two coats of pigmented surface Texture Paint of desired shade at all levels to give an even and uniform shade as per manufacturers specification from approved make or its equivalent. Rate shall include preparation of base surface, watering before and after application, scaffolding, tools and plants etc., complete as directed. | Reception backdrop / 12P/20P | Sft | 530.00 | 137.09 | 72,655.63 |
| 6.07 | ACOUSTIC PANEL CLADDING-9mm thick - Basic Price Rs.150/Sft-Anutone Make /Tranquil Make Supply and installation of approved make and design, acoustical fabric Panels for reducing and controlling Reverberated noise cladded on to the existing partition/wall with necessary adhesive complete as per Manufactures Spec and Architect Instruction. Care has to be taken to ensure a seamless jointing with adjacent material finishes & levels as per architect instruction. | | Sft | 183.10 | 238.41 | 43,651.94 |
| 6.08 | PLYBACKING-12MM THICK -For Writing Board/ Acoustic Panel/Soft board Panel Providing and fixing of 12mm thick commercial plywood on to the existing Partition/wall by means of approved wooden screws/nails as per details and as per architect instruction. | | Sft | 564.35 | 105.96 | 59,798.85 |
| 6.09 | LACQUERED GLASS WRITING BOARD- Form5 / SGG Planilaque Evolution or Equivalent make Providing and fixing of Lacquered Glass writing board, formed of approved 6mm thick lacquered Glass to be stuck on existing ply surface by means of PENTAGON BOW - 720T 2mm (thick) or 3M VHB - 4918 transparent UHP Acrylic Foam Tapes as per manufactures specifications. All edges of lacquered glass to be machine polished and finished as per detail drgs. | | Sft | - | 656.81 | |
| 6.10 | BACK PAINTED GLASS PANEL- Form5 / SGG or Equivalent make Providing and fixing of Back Painted Glass Panel, formed of approved 6mm thick back painted Glass to be stuck on existing ply surface by means of PENTAGON BOW - 720T 2mm (thick) or 3M VHB - 4918 transparent UHP Acrylic Foam Tapes as per manufactures specifications. All edges glass to be machine polished and finished as per detail drgs. | 12P/20P/Repro/Disc | Sft | 381.26 | 463.58 | 176,741.19 |
| 6.11 | WALLPAPER - Basic Price Rs.90/Sft | | Sft | 679.88 | 137.68 | 93,607.87 |











| BOQ - C&I | | | | | | |
|-------------|--|--------------------------|------|-----------------|---------------|---------------------|
| SL.NO | ITEM DESCRIPTION | LOCATION/ DWG NO | UNIT | NEW QTY | RATE | AMOUNT 2 |
| | Supply and Installation of fabric backing Wall Paper of approved shade with recommended adhesive of approved make which have 100% washable, scratch resistance, peel proof, and fire retardant properties. The wall paper should give a seamless finish. Cost to include preparation on the panned surface for receiving the wall paper as per the manufacturer specification. | Cabins/Training/12P/2 OP | | | | |
| | TOTAL AMOUNT FOR WALL FINISHES | | | | | 1,207,478.80 |
| 7 | CEILING FINISHES | | | | | |
| 7.01 | PLAIN GYPSUM BOARD FALSE CEILING - USG Boral make | | Sft | 5,082.00 | 99.34 | 504,834.44 |
| | Providing and Fixing of Gypboard suspended False Ceiling, which includes Gypsteel ULTRA™ CRP surface ribbed perimeter channels (having one flange of 20mm and another flange of 30mm and a web of 27mm) along the perimeter of ceiling, screw fixed to brick wall/partition with the help of nylon sleeves and screws, at 610mm centres. Then suspending Gypsteel ULTRA™ CRP surface ribbed intermediate channels of size 45mm (with two flanges of 15mm each) from the soffit at 1220mm centres with Gypsteel ULTRA™ CRP surface ribbed ceiling angle of width 25mmx10mm fixed to soffit with GI cleat and steel expansion fasteners (Mfg by Saint Gobain Gyproc). Then Gypsteel ULTRA™ CRP surface ribbed Ceiling section of having web of 51.5mm and two flanges of 26mm each with lips of 10.5mm are then fixed to the Gypsteel ULTRA™ intermediate channel with the help of connecting clip and in direction perpendicular to the Gypsteel intermediate™ channel at 457.5mm centres. Single layer of 12.5mm tapered edge Gypboard® Plain (conforming to IS 2095 part 1 1996) is then screw fixed to ceiling section with 25mm drywall screws at 230mm centres. Screw fixing is done mechanically either with screw driver or drilling machine with suitable attachment. Finally square and tapered edges of the boards are to be jointed and finished so as to have a flush look which includes filling and finishing with Gyproc Jointing compound, Gyproc Joint Paper tape and two coats of Drywall Top Coat (as per recommended practices of Saint- Gobain Gyproc India). Gypboard joints shall be filled with tape and filler putty with necessary finishing required wherever additional frame required for fixing of light fitting shall be made, cutout for the light fitting, smoke detector shall be made in the ceiling. Rate Quoted to include vertical drops of 200mm and the required supports after cutout for light fittings/detector shall be provided in the ceiling with necessary marking on ceiling as per Architect's drawing. work completed as per drawing & to the satisfaction of Project-in-charge. (Rate is excluding Painting) | | | | | |
| 7.02 | DESIGNER GYPSUM CEILING | | Sft | - | 132.45 | |
| | Same as Gypsum board False ceiling specifications but with stepped profile/curved profile and projected out gypsum bands as per design in the specified areas formed of precast slabs / 12.5mm thick gypsum board in stepped profiles made out of Plaster of paris as per details.To also form coves, cutouts and niches in ceiling as per design. Suspension points and clips shall be able take a minimum safe load of 50 kgs. including making grooves at the junction of ceiling & walls/columns/partitions etc. Cutouts for light fittings, A/C grills etc. to be left wherever necessary & finished to receive paint. The ceiling profile shall be as per drawings and Architect's instructions. All complete including return air slits etc. & A/C boxing wherever indicated. Note : Marking of Electrical , Fire Alarm & Air-conditioning & co-ordination with marking of fixtures to be | | | | | |
| 7.03 | COVE /NICHE -LIGHTING PROVISION IN GYPSUM CEILING | | Rft | | 99.34 | |
| | Providing and fixing cove lighting provisions of average width of 100mm to 250mm Drops with Location :In Gypsum Ceiling wherever required as per drawings | | | | | |
| 7.04 | METAL BAFFLE CEILING 25X100MM@150MM C/C - Wood finish -Supersil or Equivalent make | Reception | Sft | - | 486.75 | - |
| | Providing & fixing, Metal baffle Ceiling of approved make, Fixed with necessary proprietary suspension system supports from true ceiling as per details and as per manufacturers specification. Mode of measurement to be considered horizontal surface or plan area of the ceiling. | | | | | |
| 7.05 | METAL BAFFLE CEILING 25X100-300MM@150MM C/C - Wood finish -Supsil /Techno or Equivalent make | | Sft | - | 639.74 | |
| | Providing & fixing, Metal baffle Ceiling of approved make, Fixed with necessary proprietary suspension system supports from true ceiling as per details and as per manufacturers specification. Mode of measurement to be considered horizontal surface or plan area of the ceiling. | | | | | |
| 7.06 | MODULAR GRID CEILING SYSTEMS -0.7NRC 600x600mm Grid System- USG or Locally | Conference , Training | Sft | 323.00 | 185.43 | 59,894.04 |
| | Providing & fixing of Modular Grid Ceiling of approved make with fixing in true horizontal level false ceiling Providing and fixing of Grid System in true horizontal level false ceiling using hot dipped galvanized steel section, exposed surface chemically cleaned capping pre-finished in baked polyester paint Wall Angle of size 3000x19x19mm used in the periphery of the ceiling fixed to the wall / partition / R.C column / band walls within the help of screws at 600mm C/C. Main Runner and Cross Tees to have mitred ends and birdsmouth notches to provide mitred cruciform junctions. Main runner suspended at 1200mm C/C by using 2mm dia G.I. wire hanger securely fixed to the structural soffit of RC slab by using 6mm anchor fastener at every 1200mm (max) and 1200mm long cross tee to be interlocked between in Main runner at 600mm C/C (max) to form a grid of 1200 x 600mm. 600mm long cross tee fixed in between 1200mm long cross tee for forming a grid of 600 x 600mm. Finally laying 19/18mm thick (3/4") Tile: Providing and fixing of approved ceiling tiles should have approved NRC Value , Humidity Resistance | | | | | |
| 7.07 | PELMET (For Blinds) 200X200MM | | Rft | 393.60 | 331.13 | 130,331.13 |
| | Providing and fixing of pelmet made of 18mm commercial ply finished with laminate of approved shade as per details and Architect's instructions. Pelmet fixed to the true ceiling/closest structural support with salwood supports as per details. Salwood supports from false ceiling till true to be | | | | | |

| BOQ - C&I | | | | | | |
|---|---|--|------|---------|-----------|-------------------|
| SL.NO | ITEM DESCRIPTION | LOCATION/ DWG NO | UNIT | NEW QTY | RATE | AMOUNT 2 |
| 7.08 | TRAP DOOR : 450X450 in mm | | NOS. | 15 | 5,960.26 | 89,403.97 |
| 7.09 | TRAP DOOR : 2100x1650 in mm | | NOS. | 6 | 31,125.83 | 186,754.97 |
| TOTAL AMOUNT FOR CEILING FINISHES | | | | | | 971,218.54 |
| 8 | BUILT IN FURNITURE/ BASIC CARPENTRY WORKS | | | | | |
| <i>All built in furniture/storages are shall be considered factory finished</i> | | | | | | |
| 8.01 | RECEPTION TABLE OF SIZE : 2250X650X1000MM - 3mm thick Metal Sheet Powder coated finished | | Nos | 1.00 | 76,821.19 | 76,821.19 |
| | Providing and Fixing Reception table of size and shape as per details with 50mm thick table top formed of 18mm tk ply finished with lamiante of approved shade with necessary edge beading as per details. Inside surface of the reception table to be finished with laminate of approved shade and make. Table to have provision for raceways as per details. Table to have vertical supports to be formed of ply finished with laminate & Front facia to be formed of 18mm thick ply finished with approved material (As mentioned in the top heading line) as per architect instruction and details. To have laminate skirting as per details. |  | | | | |
| 8.02 | PANTRY COUNTER WITH STORAGE UNIT UNDERNEATH -700MM DEEP - Basic Price of Granite Rs.150/Sft | Cafe/Pantry | Sft | 50.32 | 1,740.54 | 87,586.84 |
| | Supply & Installation of counter top with 40mm facia, The counter top formed of approved shade 20mm thick pre polished Granite with facia on to the ply storage unit fixed with necessary adhesive or bonding material with necessary cut out provision switch sockets as per details and PM/Architect instructions. Providing & fixing of storage unit, formed out of 18mm thick BWP ply with edges as per details. To have storage below top, bottom, sides, Intermediate shelves & shutters made of 18mm ply with lipped edges finished with approved laminate outside & inside as per PM/Architect instructions. Shutters to be fixed with approved hafele/ hettich make hardwares like hinges, profile handle, etc.,as directed by architect. Also to provide necessary cut outs provisions for switch,sockets as per details. The cost to include silicon sealant at the edges as per details. Cost should include Borer / Antitermite treatment for salwood and plywood. Counter to be supported with necessary supported formed of MS brackets as per details. All the inside | | | | | |
| 8.03 | VITRIFIED TILE DADO- Basic Price Rs.75/Sft | Cafe/Pantry | Sft | 62.52 | 172.19 | 10,764.57 |
| | Supply & Installing of Vitrified tile dado in approved pattern as per detail drawing to a proper plumb, line, level set in cement slurry over 1:4 cement mortar backing including necessary approved PVC spacers and pointing the joints. The joints shall be grouted in approved matching colour Epoxy stainfree tile grout of "Bal-Endura or Equivalent make" including curing, washing, cleaning, making cutouts for all plumbing, sanitaty, electrical fixtures, fittings, necessary scaffolding, staging, lead, lift at all floors etc., complete as per Project Manager's instructions | | | | | |
| 8.04 | OVER HEAD STORAGE UNIT -450mm Deep | Cafe/Pantry/Repro | Sft | 76.26 | 1,543.05 | 117,677.25 |
| | Providing and fixing of Over head storage unit, formed of 18mm thick ply finished with approved laminate as per details.The storage top,bottom,sides,backing, shelves & shutters to be formed of 18mm thick ply finished with approved laminate shade as per Architect instruction and details. All the exposed edges shall be PVC edge banded. Storage shutters to be provided with approved hardwares automatic spring loaded soft close hinges, profile handles, locks,autobolt, etc., of approved make installed strictly a per manufacturers guidelines as per details. Mode of measurement shall be considered length and height of front elevation. | | | | | |
| 8.05 | SS SINK WITH TAP (Sink BP Rs.6500/No & Sink Cock BP Rs.3500/No) | Cafeteria | Nos | 1.00 | 23,405.46 | 23,405.46 |
| | Supply, Installation and Testing of best quality stainless steel single bowl pantry sink, inclusive of sink cock, angular stop cock, bottle trap, 40mm dia CP waste coupling, 40mm PVC waste pipe as directed by the Architects / Site Incharge.Rate to include necessary plumbing works | | | | | |
| 8.06 | PLUMBING WORKS | Cafeteria | LS | 1.00 | 13,245.03 | 13,245.03 |
| | Providing & fixing of Fresh/ Raw water line & waste line/drain pipe connectivity "from & till builder tap-up point" Also the vendor to do a proper survey & quote according to site conditions. | | | | | |
| 8.07 | UPHOLSTERY SEATING WITH BACK REST -525MM DEEP & 900MM HIGH | Conference 20Pax | Rft | 14.43 | 6,460.99 | 93,245.03 |
| | Fabricating and fixing of upholstering seating with back rest, formed of with two layers of 19mm thick ply fixed with necessary salwood framework supports as per details. Ply surface to be cladded with 150-200mm thick rubber foam & 25mm U foam wrapped with fabric of approved shade as per architect instruction. Rate to include 1mm thick laminate finish wherever ply boxing visible surface as per details. Basic price of the fabric to be Rs.450/Rmt. 40-45 kg density foam for the seating wrapped with approved fabric.Vendor to refer the detail drawings while giving the quote. | | | | | |
| | Fabricating and fixing of 50-100mm deep back rest upholstery, formed of 19mm thick ply boxing with | | | | | |
| 8.08 | LAMINATED COUNTER WITH STORAGE UNDERNEATH-600MM DEEP | Repro | Sft | 54.90 | 1,538.12 | 84,437.09 |
| | Fabricating & fixing of laminated counter storage unit, formed of 18mm thick ply finished with laminate with post formed edges as per details.Top, Bottom, sides, intermediates shelves formed of 18mm ply finished with laminate of approved shade as per architects approval. To have necessary 6mm ply backing finished with laminate. Finger pull Shutters to be formed of 18mm ply finished with laminate as per details & to be fixed with all necessary accessories like hinges, tower bolts, magnetic catchers, locks, etc., as directed by architect. Provide adjustable shelves finished with 0.8mm laminate as per details. Also to provide 150mm high laminate band for necessary cut outs for fixing of switches, sockets all complete. Rate to include 50mm high below skirting as per details. To have 25mm finger groove as per details. Cost should include Borer / Antitermite treatment for salwood and plywood. All exposed surfaces to be finished with 1mm laminate and the inside surfaces to be finished with 0.8mm laminate. Vendor to refer the detail drawings while giving the quote. | | | | | |

| BOQ - C&I | | | | | | |
|---|--|--|------|-----------|-----------|-------------------|
| SL.NO | ITEM DESCRIPTION | LOCATION/ DWG NO | UNIT | NEW QTY | RATE | AMOUNT 2 |
| 8.09 | PLANTER BOX'S- 450MM DEEP/600MM HIGH-Laminate finish Providing & fixing of Planter Box's, formed of 18mm thick marine ply finished with approved laminate with | | Sft | 77.50 | 1,185.43 | 91,871.81 |
| 8.10 | DB SHUTTER-450MM DEEP Fabricating and fixing DB storages made of 18mm ply with perforations (10mm dia) as per details. To have vertical ply finished with laminate as per details. Shutters to be provided with all necessary hardware like hinges, brushed SS handles, tower bolts, magnetic catchers, locks etc and complete as per architects instructions. Edges to have necessary lipping as per details. All the exposed surfaces to be finished with 1mm thick laminate and inside surfaces to be finished with 0.8mm laminate. Rate to include louvers as per details. | | Sft | 75.00 | 794.70 | 59,602.65 |
| 8.11 | DECORATIVE SLATTED PANELING-12MM THICK Providing & fixing of approved design pattern MDF Slatted Paneling, fomed of 75mm deep ply boxing on the existing wall/partition surface by 18mm thick Ply frame works cladded with 18mm thick ply as per details and architect instructions. The ply surface to be cladded with 12mm thick MDF slats and finished with approved shade pu polish as per design patten in proper line and as per details and as per Architect Instruction. Panelling to be in proper line and level as per architects instructions. | Reception , lift  | Sft | 100.00 | 671.98 | 67,198.00 |
| TOTAL AMOUNT FOR BUILT IN FURNITURE | | | | | | 725,854.92 |
| 9 MISCELLANEOUS | | | | | | |
| 9.01 | PROFESSIONAL HOUSEKEEPING AGENCY WORKS Professional House keeping services - Towards cost of deep cleaning charges being executed by a professional house keeping agency for the last 1week of handing over. This does not include the house keeping that happens on daily basis. | | Sft | 10,000.00 | 7.95 | 79,470.20 |
| 9.02 | CORNER GUARD Providing and fixing of approved 12mm x 12mm aluminium anodized corner guard 'L' profile fixed with adhesive as per detilas and architect instructions. | | Rft | 325.00 | 79.47 | 25,827.81 |
| 9.03 | PLANTERS WITH BOX-Natural Plants (Basic Price Rs.1500/Nos) Providing and fixing of approved planters with box as per architects instruction. | | Sft | | 2,086.09 | - |
| TOTAL AMOUNT FOR MISCELLANEOUS | | | | | | 105,298.01 |
| 10 FROST FILM /GRAPHICS / SIGNAGES | | | | | | |
| 10.01 | FROST FILM- Basic Price Rs.75/Sft (ht - 1200 mm band) Supply & Installation of Printed Glass Film Frosted / Dusted effect, with approved pattern with printing with water based inks certified to have no hazardous air pollutants. Self-adhesive, bubble-free installation to be done on clean glass, by Authorised installers only. Warranty for a period of 120 months for interior application, 12 months for exterior application to be submitted along with invoice. | | Sft | 710.42 | 112.58 | 79,981.51 |
| 10.02 | VINYL GRAPHICS - Basic Price Rs.120/Sft Providing and fixing Vinyl graphics of approved design and make, on gypsum board partition / walls by applying manufacturer approved adhesive. Preparation of wall surface with oil base primer to receive graphics is to be considered wherever required.(Rate to include base preparation). Content to be given by client, vendor to re-size the content as per site measurement prior to printing | | Sft | 749.17 | 172.19 | 128,996.92 |
| 10.03 | DOOR SIGNAGES Supply and fixing of approved door signage of size 300x75mm formed of 16ghz 304 Matt Brush finished SS plate with Black color Etching fixed with 3M double sided tape. | | Nos | 22.00 | 993.38 | 21,854.30 |
| 10.04 | PUSH/ PULL SIGNAGE Providing and fixing of approved push / pull signages (1mm stainless steel platte with acid etching text) on door shutter with 3M double sided tape at required level as per architects instruction. | | Nos | 17.00 | 596.03 | 10,132.45 |
| 10.05 | RECEPTION SIGNAGES (LOGO) Supply and installing of 3D CNC cut letters on existing Wall / partition with required bonding materials as per design and manufacturers specification.(Design or Font Style and Pattern to be taken approval from Architect In Charge before production). Cost to include led back lighting as per instruction. | | Nos | 1.00 | 26,490.07 | 26,490.07 |
| TOTAL AMOUNT FOR FROST FILM /GRAPHICS / SIGNAGES | | | | | | 267,455.25 |
| 11 BLINDS | | | | | | |

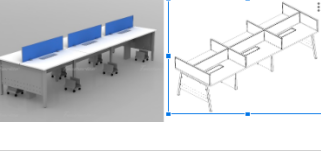
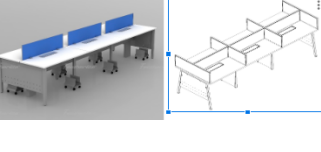

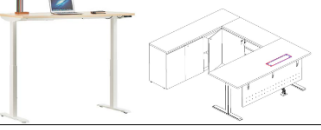







BOQ - C&I





| SL.NO | ITEM DESCRIPTION | LOCATION/ DWG NO | UNIT | NEW QTY | RATE | AMOUNT 2 |
|-------|--|---|------|----------|--------|---------------------|
| 11.01 | ROLLER BLINDS-Basic Price Rs.65/Sft -Nandhashades or Equiv make | (as per layout excluding director cabins) | Sft | 3,002.94 | 99.34 | 298,305.37 |
| | Supply & installation of manually operated roller blinds as per approved style and shade HARDWARE TOP TUBE : Made of extruded aluminium 38 mm Dia. With wall thickness of 1.2 mm with spline adoptable to accommodate clutch of ACMEDA make. CLUTCH MECHANISM : Moulded plastic having antifriction additive with Glass fibre reinforcement. Should have a minimum lifting capacity of 8 lbs OPERATING CHAIN : #10 ball chain adoptable to the clutch pitch for smooth lifting & lowering of blind. LOCKING MEMBER : #12 steel stop locks for limit setting adoptable to the steel chain. LOAD TUBE : 38 mm Extruded aluminium wall thickness :1.2 mm + / - 5% Bonding (Fabric > Tube) : 15 mm wide double sided adhesive tape of 3M SPRING BOOSTERS: All blinds above 2.4 mtr width or 2.8 mtr height and for total weight exceeding 4.0 kgs.. Bottom Bar : aluminium extruded box section with powder coated finish matching the roller fabric -Min weight to be 365 gms / Lmr for a perfect fall of fabric to avoid warpage / floating.Installation to be insert type with end caps. Screens to be with 3% Openness Fabric selection will be based on the approval of mock up (Vendor to do the mock up at site) Guarantee - 1 year | | | | | |
| 11.02 | ROLLER BLINDS (Black out)-Basic Price Rs.80/Sft -Nandhashades or Equiv make | Director Cabins (blinds in director cabins to be added to scope only upon client confirmation) | Sft | 355.43 | 121.85 | Rate only |
| | | | | | | |
| | | | | | | |
| | TOTAL AMOUNT FOR BLINDS | | | | | 298,305.37 |
| | GRAND TOTAL | | | | | 5,835,597.52 |











| LOOSE FURNITURE - Custom Made | | | | | | | | |
|-------------------------------|---|---|-------------------------|------|-----|-------|---------------|---------|
| SLNO | DESCRIPTION | REF IMAGE | LOCATION | UNIT | QTY | RATE | NEW AMOUNT | Remarks |
| 1 | Cafe high table - 2100 X 1000 X 1000 - |  | Cafeteria | Nos | 2 | 23211 | 46422 | |
| 2 | Cafe table -600 X 600 X 750 |  | Cafeteria | Nos | 12 | 8667 | 104004 | |
| 3 | Cafe round coffee table -800 Dia X 450 |  | Breakout | Nos | 4 | 11333 | 45332 | |
| 4 | Wall ledg shelf table -1500 X 500 |  | Cafeteria | Nos | 4 | 17147 | 68588 | |
| 5 | Cafe round coffee table -750 Dia X 450 |  | Reception & DEO | Nos | 3 | 10000 | 30000 | |
| 6 | Center table 1200x600x450high Laminated top with M.S Powdercoated base |  | Breakout | Nos | 2 | 16440 | 32880 | |
| 7 | Side table 600 dia 450mm high |  | Director Cabin | Nos | 1 | 11333 | 11333 | |
| | | Transportation | | | 1 | 18000 | 18000 | |
| A TOTAL | | | | | | | 356559 | |
| CHAIRS | | | | | | | | |
| 1 | Lounge chair upholstered |  | Reception | Nos. | 2 | 26432 | 52864 | |
| 2 | Lounge Chair Breakout |  | Breakout & DEO | Nos. | 4 | 12667 | 50667 | |
| 3 | 2 Seater sofa |  | Director Cabin, Waiting | Nos. | 2 | 34373 | 68747 | |






| LOOSE FURNITURE - Custom Made | | | | | | | | |
|-------------------------------|---|---|-----------------------------|------|-----|-------|----------------|--|
| SLNO | DESCRIPTION | REF IMAGE | LOCATION | UNIT | QTY | RATE | NEW AMOUNT | Remarks |
| 4 | 3 Seater sofa |  | Reception waiting, breakout | Nos. | 2 | 44747 | 89493 | |
| 5 | 3 Seater Sofa 2250 long |  | DEO | Nos. | 0 | 43833 | 0 | |
| 6 | Cafeteria Chair |  | Cafeteria | Nos. | 27 | 4467 | 120600 | |
| 7 | High Stool |  | Cafeteria | Nos. | 19 | 7600 | 144400 | |
| 8 | Lounge Chair |  | Breakout | Nos. | 8 | 12667 | 101333 | |
| 9 | Training chair |  | Training room | Nos. | 20 | 7333 | 146667 | |
| 10 | Pouffe |  | Waiting | Nos. | 8 | 9067 | 72533 | |
| 11 | ledge sofa sofa 4400 long x600 depth |  | Conference | Nos. | 1 | 98000 | 98000 | |
| 12 | Podium 600x600x1050.. Laminate finish | | Training Room | Nos. | 1 | 12667 | 12667 | |
| 13 | Lockers - made in 18 mm pre laminated particle board - with normal lock and key (each box 225x225x300mm deep) | | | SFT | 105 | 1400 | 147000 | Added new against lockers of size 450x450 mm |
| 14 | Option - Lockers - made in 18 mm commercial ply board finished in laminate - with normal lock and key (each box 225x225x300mm deep) | | | SFT | | 1800 | Rate only | |
| | | Transportation | | | 1 | 26667 | 26667 | |
| B TOTAL | | | | | | | 1131637 | |







| LOOSE FURNITURE - Custom Made | | | | | | | | |
|-------------------------------|-------------|-----------|----------|------|-----|------|----------------|---------|
| SLNO | DESCRIPTION | REF IMAGE | LOCATION | UNIT | QTY | RATE | NEW AMOUNT | Remarks |
| GRAND TOTAL A+B | | | | | | | 1488196 | |

| MODULAR FURNITURE | | | | | | | | |
|--------------------------|--|---|--|------|---------|-------|------------------|---|
| SLNO | DESCRIPTION | REF IMAGE | LOCATION | UNIT | NEW QTY | RATE | AMOUNT | Remarks |
| MODULAR FURNITURE | | | | | | | | |
| 1 | Modular Workstations Size: 900x 600 x 750 mm (Option 1A). Quoted rates exclusive of Pedestals 25 mm PLPB top, edgeband finish with flip top. 50x50 mm square leg C shape, Below table top raceway 110 mm height, 30mm thick aluminium frame, softboard, white board screen above table top 750 mm Length, 300 mm height. |  | Workstation area - Basic Desk 900 X 600 X 750 | Nos | 168 | 10868 | 1825863.53 | rates updated post adding screens |
| 2 | Modular Workstations Size: 1200 x 600 x 750 mm (Option 1A). Quoted rates with Pedestals 25 mm PLPB top, edgeband finish with flip top. 50x50 mm square leg C shape, Below table top raceway 110 mm height, 30mm thick aluminium frame, softboard, white board screen above table top 750 mm Length, 300 mm height. Mobile Pedestal : Size 450x400x600mm with all body Prelam particle board, 2pencil drawer , 1 filing drawer with telescopic channel and centre locking on castors |  | Workstation area - Basic Desk 1200 X 600 X 750 | Nos | 29 | 22031 | 638887.06 | |
| 3 | Director Cabin Desk : 1800 X 750 X 750 Top - 25mm thk. with cable Fliptop , modesty panel Side storage : 1000 X 450 X 750 Back storage : 1800 X 450 X 750 |  | Directors area | Nos | 0 | 47079 | Rate only | removed as per design (3 nos total) 1 nos moved to option below 2 nos for other director cabins - to be finalized as per design and added later |
| 3a | Option for Item 3 - Director Cabin Desk :1800 X 750 X 750 Front table Height Adjustable Top - 25mm thk. with cable Fliptop , modesty panel Height adjustable table with 25 mm thick PLPB top with edgenad finish, 2 motor, 2 stage, 4 memory, MS powder coated structure. 690 mm to 1150 mm height range, with 120 kg lifting capacity Side storage : 1000 X 450 X 750 Back storage : 1800 X 450 X 750 |  | | Nos | 0 | 69888 | Rate only | |
| 3b | Option for Item 3 - Director Cabin Desk :1800 X 750 X 750 Front table Height Adjustable Top - 25mm thk. with cable Fliptop , modesty panel Height adjustable table with 25 mm thick PLPB top with edgenad finish, 2 motor, 2 stage, 4 memory, MS powder coated structure. 690 mm to 1150 mm height range, with 120 kg lifting capacity Side storage : 1000 X 450 X 750 Back storage : 1800 X 450 X 750 (as per image) |  | | Nos | 1 | 79300 | 79300.00 | updated as per material section meeting |
| 4a | Cabin Desk : 1500 X 750 X 750 Top - 25 mm PLPB top, edgeband finish without pop up box, tapered leg 5 corners MS with Powder coating Side storage : 1000 X 450 X 750 |  | Cabins | Nos | 7 | 29688 | 207817.65 | |
| 4b | Back Storage for Item 4 :Storage : 1500L x 450D x 750 Ht Specification: Top & Sides: 25mm & 18mm Thk pre laminated particle board Back: 9mm Thk pre laminated particle board Edge: All exposed area with 2mm thick PVC edge lipping Handle: Finger groove handle Lock: Regular lock |  | Cabins | Nos | 2 | 11015 | 22030.59 | |
| 5 | 12 Pax Conference room table Size : 4200 x 1200 x 750 mm (Option-1) Top - 25mm thk. with 2/3 Fliptops |  | Conference Rooms | Nos | 0 | 44067 | Rate only | |
| 5b | 12 Pax Meeting table (OPTION-2) Size: 4200L x 1200D x 750HT Under-structure: Supported on AL diecast chrome finish Enrich legs & supporting MS beams. |  | Conference Rooms | Nos | | 60972 | Rate only | |
| 5c | 12 Pax Meeting table (OPTION-3) Size: 4200L x 1200D x 750HT Under-structure: Supported on AL diecast powder coated Enrich legs & supporting MS beams. |  | Conference Rooms | Nos | 1 | 55689 | 55689.41 | updated as per material section meeting |
| 6 | 6 Pax Meeting table (Option-1) Size: 2000L X 1000D X 750HT Under-structure: Supported on MS powder coated Switch angular legs & supporting MS beams. |  | Director's Conference Room | Nos | | 24009 | Rate only | |

| | | | | | | | | |
|--------------------|---|--|-------------------------------------|------|----|-------|-------------------|---|
| 3a | Option chair for item 1 AMAZE MB ML ADJ ARMS- Black * Amaze Medium Back Mesh Chair * AN 70 Mesh * Fabric Upholstered Cushion Seat * Self Calibrating Multilock Mechanism * Adjustable Lumbar Support * One Way Adjustable Arms (Height) * Nylon Base |  | | Nos. | 14 | 7485 | 104785.88 | |
| 4 | Director - High back HB ML ADJ ARMS'CB' * Liberate High Mesh Back Chair * IS 20D Mesh * With Head Rest * Fabric Upholstered Cushion Seat * Multilock Mechanism * One Way Adjustable Arms (Height) * Chrome Base |   | Directors High Back Chairs | Nos. | 0 | 13961 | 0.00 | Chairs for Director Cabins removed as per discussion (3 head 6 visitor) |
| | | | Directors visitor - Low Back Chairs | Nos. | 0 | 11847 | 0.00 | |
| 51 | Option chair for item 1 AMAZE MB ML ADJ ARMS- Black * Amaze Medium Back Mesh Chair * AN 70 Mesh * Fabric Upholstered Cushion Seat * Self Calibrating Multilock Mechanism * Adjustable Lumbar Support * One Way Adjustable Arms (Height) * Chrome Base |  | Conference Rooms | Nos. | 18 | 8179 | 147218.82 | |
| GRAND TOTAL | | | | | | | 1822517.65 | |

| ADDITIONAL FURNITURE | | | | | | | | |
|----------------------|--|---|-----------------------------------|------|-----|--------|--------------|------------------------|
| SLNO | DESCRIPTION | REF IMAGE | LOCATION | UNIT | QTY | RATE | AMOUNT | Remarks |
| Tables | | | | | | | | |
| 1 | Director Cabin Desk : 1800 X 750 X 750 Laminated Top - 25mm thk. with wooden base and table under support in MS with cable Fliptop |  | Director's cabin 02 | Nos | 0 | 239133 | 0 | 1 no. quantity removed |
| 2 | Round Stool : 400-450mm Dia. Upholstered & Adjustable/tilted seat with metal understructure |  | Director's cabin 02 | Nos | 1 | 6380 | 6380 | ok |
| 3 | Table : 1200 X 1200 Make : Coalesse |  | Director's cabin 03 | Nos | 0 | 278773 | 0 | 1 no. quantity removed |
| 4 | Stool : 450mm Dia. 1050mm High Laminated Top with MS understructure |  | Director's cabin 03 | Nos | 0 | 16867 | 0 | 1 no. quantity removed |
| 5 | Workstation Poles to fix screen |  | Workhall | Nos | | 5547 | 0 | |
| 6 | Laminated table top with MS understructure 450x450x1050mm |  | | Nos | 1 | 16867 | 16867 | ok |
| 7 | Upholsterd Pouffe- 500 dia |  | Reception | Nos | 4 | 7871 | 31483 | ok |
| 8 | Centre Table- 1600x750 Laminated top with M.S base powdercoated | | Reception | Nos | 1 | 23968 | 23968 | ok |
| A TOTAL | | | | | | | 78697 | |
| CHAIRS | | | | | | | | |
| 1 | Recliner Make : Little Nap |  | Director's cabin 01 | Nos. | 1 | 61600 | 61600 | |
| 2 | Chair Make : Coalesse |  | Director's cabin 03 | Nos. | 0 | 267200 | 0 | 3 no. quantity removed |
| B TOTAL | | | | | | | 61600 | |
| Storages | | | | | | | | |
| 1 | Laminated cabinet- 1200x750x750 - to incorporate refrgerator + printer on top | | Director's area waiting- New Item | Nos. | 1 | 21140 | 21140 | |
| 2 | Console - 1050x350 Laminated Top with Teak wood understructure |  | Director's cabin 01 | Nos. | 0 | 15312 | 0 | 1 no. quantity removed |

| | | | | | | | | |
|--------------------------|--|---|------------------------|------|---|--------|---------------|--|
| 3 | Console - 1050 X 450 X 900 in mm Make : Featherlite |  | Director's cabin 03 | Nos. | 0 | 11103 | 0 | 1 no. quantity removed |
| 4 | Side Table : 450x450 Movable Side table finished in Perforated Metal structure, closed Storage & shutter to be finished in laminate. |  | Director's cabin 02 | Nos. | 1 | 6040 | 6040 | ok |
| 5 | 300mm Deep Shelf : L=1200mm 25mm Finished in Laminate |  | | Nos | 0 | 9600 | 0 | 2 no. quantity removed |
| 6 | 450mm deep storage : 1200 X 1500HT. in mm Finished in Laminate as per ref. image |  | Director's cabin 02 | Nos | 1 | 48000 | 48000 | ok |
| 7 | Full ht. storage: 2050X450X2400 Finished in PU Matte, Laminated Top and Back finished in Vinyl |  | Director's cabin 03 | Nos | 0 | 160533 | 0 | Removed 1no. quantity as per discussion during material sampling |
| C TOTAL | | | | | | | 75180 | |
| GRAND TOTAL A+B+C | | | | | | | 215477 | |

| DECORATIVE LIGHT | | | | | | | |
|--------------------|---|---|--|------|------------------|-------|---------------|
| SLNO | DESCRIPTION | REVISED REF IMAGE | REVISED LOCATION | UNIT | Revised quantity | RATE | NEW AMOUNT |
| 1 | Hanging Light-Black Powder coated-1500x300 |  | md room - 3 | Nos | 1 | 18500 | 18500 |
| 2 | Hanging Cylindrical Light- 300mm high 100mm dia |  | cafeteria | Nos | 17 | 3613 | 61427 |
| 3 | Hanging Linear Light- 1500mm length 75mm wide |  | Reception +MD cabin | Nos | 3 | 5200 | 15600 |
| 4 | Metallic Dome Light- 600MM Dia |  | md conference +conference room | Nos | 4 | 4750 | 19000 |
| 5 | Dome Light- 700dia |  | cafeteria | Nos | 4 | 4000 | 16000 |
| 6 | Wall Light |  | reception waiting +breakout near reception | Nos | 4 | 4833 | 19333 |
| GRAND TOTAL | | | | | | | 149860 |

| MEP BACKUP | | | | | | |
|------------|-------------------|-------|------------|----------------|---|---|
| SL.NO | SERVICE | SQ.FT | RATE | AMOUNT | REMARK | Remarks |
| 1 | ELECTRICAL | 11733 | 156 | 1833281 | <p>1. Supply and installation of Main floor Panel & TPN DBs for WS,LIGHTING and UPS power.</p> <p>2. Cable from Main Panel to DBs, VRV System.</p> <p>3. PVC Conduit Wiring with 3x1.5 sq.mm frls copper wire.</p> <p>4. Conduit, raceway and cable tray.</p> <p>5. Per work station configuration will be 3Nos 6/10A Amp Socket with 16A switch on Raw Power.</p> <p>6. Per close cabin 1no 16A switch socket will be provided for general use.</p> <p><u>Make List:-</u></p> <p>1. Cable,Wire:- Polycab, Havells, Gloster.</p> <p>2. Switch Socket:- Anchor Roma.</p> <p>3. DB:- ABB, LEGRAND.</p> <p><u>Consideration:-</u></p> <p>1. Raising cable of suitable capacity will be provided by base builder.</p> <p>2. Earthing strips will be provided by base builder.</p> <p>3. Earthing Pits will be provided by base builder.</p> | |
| 2 | LIGHT | 11733 | 38 | 439988 | <p>1. Suppling of LED Lights as per design to meet LUX requirement as per NBC norms</p> <p>Make:- Legero,Neio, Syska</p> | |
| 3 | NETWORKING | 11733 | 44 | 513319 | <p>1. Supply and installation of Total 215Nos data points for ws, 32 points for cctv, 10 points for wifi .</p> <p>2. Cat-6 Cable considered.</p> <p>3. 1nos 42U Networking Rack</p> <p>4. patch cord</p> <p>Make:- D-Link or eq</p> <p>Consideration</p> | |
| 4 | HVAC | 11733 | 413 | 4848191 | <p>1. 98 HP VRV system to maintain 24deg temp. Ductable IDU 14Nos</p> <p>2. Open ws area considered as 24hrs working area.</p> <p>Make:- Daikin, Blue star or equivalent.</p> | Please refer HVAC Additional tab for updated solution details |
| 5 | FDA System | 11733 | 20 | 233750 | <p>1. Supply installation of conventional type FDA Panel and smoke detector</p> <p>Make:- Agni , Ravel</p> | |
| 6 | PA System | 11733 | 18 | 205328 | <p>Supply installation of 6 watt ceiling mounted speaker with Amplifier.</p> <p>Make:- Bosch</p> | |
| 7 | Firefighting | 11733 | 39 | 453600 | <p>1. Supply installation of New 90 nos sprinkler with associated pipe.</p> <p>2. Dismantling cleaning and reinstallation of existing sprinkler.</p> <p>Make:-</p> <p>Sprinkler:TYCO, NEWAGE.</p> <p>Pipe:- TATA, JINDAL</p> | |
| 8 | Fire Extinguisher | 11733 | 15 | 179550 | <p>1. 3nos FE36 Autodischarge extinguisher.</p> <p>2. 12 nos 4KG ABC extinguisher.</p> <p>3. 2Nos 4kg CO2 extinguisher</p> | |
| | Total | | 742 | 8707006 | | |

| Updated - ACS SYSTEM | | | | | |
|----------------------|---|-----|-----|-------|---------------|
| SNO | ITEM | UOM | QTY | RATE | AMOUNT |
| 1 | ACS Controller 4 door controller- Essl C3-400 | NOS | 1 | 19318 | 19318 |
| 2 | Essl MB20 Facial Biometric Time & Attendance Device | NOS | 6 | 8807 | 52841 |
| 3 | Biometric | NOS | 0 | 1136 | 0 |
| 4 | Push Button | NOS | 0 | 1136 | 0 |
| 5 | EM Lock | NOS | 6 | 2841 | 17045 |
| 6 | Eme break Switch | NOS | 6 | 1136 | 6818 |
| 7 | Card | NOS | 0 | 57 | 0 |
| 8 | Cable Cat-6 | RM | 450 | 30 | 13295 |
| 9 | Conduit | RM | 338 | 45 | 15341 |
| 10 | Installation | Nos | 0 | 11364 | 0 |
| | TOTAL | | | | 124659 |

| UPDATED - CCTV IP Based with MIC | | | | | |
|----------------------------------|------------------------|-----|------|-------|---------------|
| SNO | ITEM | UOM | QTY | RATE | AMOUNT |
| 1 | 32 Channel NVR | NOS | 1 | 51136 | 51136 |
| 2 | IP Camera in built Mic | NOS | 32 | 4545 | 145455 |
| 3 | Cat 6 cable | MTR | 1120 | 30 | 33091 |
| 4 | PVC conduit | MTR | 840 | 45 | 38182 |
| 5 | POE SWITCH 32 CHANNEL | NOS | 1 | 36364 | 36364 |
| 6 | HDD DRIVE- 12TB | NOS | 1 | 42045 | 42045 |
| | | | | | |
| TOTAL | | | | | 346273 |

| MEP VARIATION | | | |
|---------------|--------------------------------|----------------|---|
| SL.NO | SERVICE | AMOUNT | REMARK |
| 1 | Water cooler | 96591 | Supply installation of 80 Litre water storage RO Make Blue star or eq. |
| 2 | FRP drain tray for server room | 10588 | Supply installation of FRP tray for 2nos Hi-Wall units |
| 3 | UPS | 376111 | Supply installation of 20KVA UPS with 15min battery backup. Make:- Eaton or eq. |
| 4 | Stabilizer | 520000 | Supply installation of 2nos 100KVA dry type Servo stabilizer . |
| 5 | WLD | 61067 | Supply installation of WLD system in server room. Make:- Mesar |
| 6 | SPRINKLER | 302400 | Supply installation of 60nos new sprinkler complete with pipe, Tapping from base builder raiser available on the floor. Make:- Sprinkler:- Tyco, Newage. Pipe:- TATA , SAIL |
| 7 | HVAC | 235950 | |
| 8 | CCTV IP BASED | 346273 | Supply installation of 32 Nos IP BASED cctv camera complete with 32Channel NVR with 12TB Hard disk. Make:- Hikvision, CP+ |
| 9 | DIGITAL LOCK | 108333 | Supply and installation of Finger Print/ Digital lock for cabins, server, store room (05 Nos considered) Godrej Locking Solutions and Systems ADVANTIS Rimtronic (Pin + Biometric) Make- Godrej |
| 10 | ACS SYSTEM | 124659 | Supply and installation of Access control - with Face recognition (Model - Essl MB20 Facial Biometric Time & Attendance Device) for 3 entry and exits (both side) with 4 door controller Essl C3-400. Make- eSSL |
| 11 | WIFI MESH SYSTEM | 130909 | Supply and installation of Wifi mesh system for office space , Model No. - AP22 . 06 nos considered . |
| | TOTAL | 1602707 | |

| ADDITION HVAC | | | | | | |
|---------------|--|----|------------|-------------|---------------|------------------------------|
| SL.NO | DESCRIPTION | TR | HP | RATE | AMOUNT | REMARK |
| 1 | VRV STSEM COST PER HP R0 | | | 98 | | 0 |
| 2 | VRV STSEM COST PER HP R1 (AS PER ACTUAL) | | | 90 | | 0 |
| A | ODU | | | 8 | 22000 | 176000 |
| sl.no | description | | nos | rate | amount | |
| 3 | DUCTABLE INDOOR UNITS | | | 4 | 66000 | 264000 |
| 4 | POWER POINTS IDUS | | | 4 | 3000 | 12000 |
| 5 | COPPER PIPE | | | 40 | 1430 | 57200 |
| 6 | REFNET JOINT | | | 4 | 2860 | 11440 |
| 7 | COMMUNICATION CABLE | | | 40 | 140 | 5600 |
| 8 | DRAIN PIPE | | | 40 | 200 | 8000 |
| 9 | DUCT , INSULATION AND AIR TERMINALS | | | 1 | 90000 | 90000 |
| B | COST SAVING FROM ABOVE POINTS | | | | | 448240 |
| C | TOTAL SAVING (A+B) | | | | | 624240 |
| 9 | HI-WALL INDOOR UNITS | | | 9 | 22000 | 198000 |
| 10 | CASSETTE UNITS | | | 7 | 41800 | 292600 |
| 11 | DRAIN PUMP FOR HI-WALL | | | 9 | 4950 | 44550 |
| 12 | POWER POINTS FOR DRAIN PUMP | | | 9 | 1400 | 12600 |
| 13 | POWERPOINTS FOR CASSETTE AND HI-WALL | | | 16 | 1400 | 22400 |
| 14 | COPPER PIPE | | | 90 | 1430 | 128700 |
| 15 | REFNET JOINT | | | 9 | 2860 | 25740 |
| 16 | COMMUNICATION CABLE | | | 90 | 140 | 12600 |
| 17 | DRAIN PIPE | | | 90 | 200 | 18000 |
| D | COST DUE TO ABOVE CHANGES | | | | | 755190 |
| E | TOTAL COST DIFFERENCE (C-D) | | | | | -130950 |
| F | CRC with Wiring | | | | | -105000 |
| | | | | | | Additional Suggestion |
| G | TOTAL COST | | | | | -235950 |

| Addition Water Cooler and Drain Tray | | | | | |
|--------------------------------------|--|------|-----|------------|--------------------|
| SL.NO | DESCRIPTION | Unit | QTY | UNIT PRICE | TOTAL PRICE |
| | | | | | |
| 1 | Supply and Installation of FRP Drain Tray for Server Room AC's | Lot | 2 | 5294 | 10588.23529 |
| 2 | Supply and Installation of Water Cooler of 80 Ltr Make : Blue Star | NO | 1 | 96591 | 96590.90909 |
| | | | | | |
| | Total | | | | 107179.1444 |

| Addition UPS & STABILIZER | | | | | |
|---------------------------|--|------|------|--------|--------|
| Sr. No. | Item Description | Qty. | Unit | Rate | Amount |
| A | UNINTERRUPTED POWER SUPPLY SYSTEM | | | | |
| | Supply, Installation, Testing and Commissioning of following Size of UPS, Batteries, DC Breaker, Interconnecting cables and accessories. | | | | |
| | The quoted rates shall be inclusive of the followings : | | | | |
| | Supply, Transportation, loading and unloading all material at site. | | | | |
| | Installation, testing and commissioning of UPS system including all accessories and equipments. | | | | |
| | Any other incidental charges to be incurred for timely completion of the project. | | | | |
| | Making connection of cables between UPS and batteries, DC Breaker | | | | |
| | NOTES: | | | | |
| | UPS system package will be supplied, delivered at site, installed in position, tested and commissioned. | | | | |
| | All necessary tools and plants required for erection of UPS system shall be in scope of the manufacturer. | | | | |
| | All documentation such as standard operating procedures (SOPs), instruction manuals, O&M Manuals and GA shall be furnished by manufacturer in soft and hard forms. | | | | |
| | Formal training to operating staff at site shall be provided by the vendor after successful commissioning of UPS covered under the BOQ. | | | | |
| | Data sheets of UPS, batteries, battery sizing calculations, UPS and battery equipment layout etc. shall be submitted along with the Tender Documents. | | | | |
| | Provide rates of Spares separately as mentioned in Tender Documents. | | | | |
| | Bidder to consider DC cables/cable tray/ interconnecting wires as per UPS room and battery room layout. | | | | |
| 1 | Supply, Installation, testing and commissioning Supply of 20 KVA Fully ON Line, microprocessor controlled double conversion PWM IGBT based Inverter and Rectifier with static bypass switch, transformer less design, UPS System with 15 min battery backup (SMF type) with Fault Diagnostic unit and digital display on the front panel. UPS shall have Modbus RTU or TCP-IP for integration with Plant Scada system. Supply Installation of batteries for 15 mins backup for each UPS, battery capping terminals, External battery Racks, Supplying and Laying of Uninyvin cable from UPS rectifier to Battery bank in Raceway / cable tray with termination on both ends with proper ferruling on both ends, DC breaker, Raceway / Cable Trays, accessories and fire sealant in opening between UPS and battery room. (Battery shall be sized considering 1.25 Ageing factor) | 1 | Nos. | 376111 | 376111 |
| | Input voltage : 415 V,3 phase +/- 10% | | | | |
| | Output voltage : 415 V,3 phase +/- 1% | | | | |
| | The inbuilt Battery charger shall have Auto / Manual float cum Boost charging. | | | | |
| | The rate shall include overvoltage cut-off & under voltage trip. | | | | |
| | TOTAL OF PART A - UNINTERRUPTED POWER SUPPLY SYSTEM | | | | |

| | | | | | |
|---|--|---|------|--------|--------|
| B | SERVO VOLTAGE STABILISER | | | | |
| 1 | Supply, Installation, testing and commissioning of indoor type, Air cooled, Servo voltage stabilizer (with all its accessories and loosely supplied components from the manufacturer) of the following rating including all labour and materials as per drawings, specifications and directions of Engineer-in-charge. | | | | |
| | 100 KVA, 415V, Stabilizer Input Voltage: 340-500V Output Voltage - 415V +/- 1% | 2 | Nos. | 260000 | 520000 |
| TOTAL OF PART B - SERVO VOLTAGE STABILISER | | | | | |

| SPRINKLER COST | | | | | |
|----------------|---|-------|---------------|---------------------|---------------|
| SNO | DESCRIPTION | BASIS | UNIT OF BASIS | RATE PER UNIT BASIS | AMOUNT |
| A | Previously considered sprinkler | 90 | nos | 5040 | 453600 |
| B | Total sprinkler requirement for complete area | 150 | nos | 5040 | 756000 |
| C | Additional Sprinkler cost | | | | 302400 |

| Water Leak Detection System | | | | | |
|-----------------------------|--|------|-----------|-------|------------------|
| SL.NO | Description | UoM | Total Qty | Rate | Amount |
| | Supply, Installation OF Water leak detection system -HUB/Server/UPS Room | | | | |
| 1 | Supply & Installation Water leak detection control panel of 4 zone (with 4 module) type consisting with features like, Auxiliary alarm contacts, Monitored alarm outputs, Open circuit line monitoring, Bright LED's for indication. The panel shall work on 230v AC. Sensing technology shall be AC. The panel shall have accept / reset / Isolate/Mute buttons and it shall be wall mounted type. | No | 1 | 13536 | 13536 |
| 2 | Water leak sensing cable twisted, mechanically strong, resistant to corrosion and abrasion. The cable shall be constructed with two sensing wires, an alarm signaling wire and a continuity wire and all shall be in a fluoropolymer carrier (OR equivalent material). The cable shall have end circuit to detect open circuit fault. The cable shall be rugged in construction, no metal exposes, enables it to be reusable even in corrosive environment. | Mtrs | 55 | 733 | 40315 |
| 3 | Horn Strobe | Nos. | 1 | 1636 | 1636 |
| 4 | 2C x 1.5Sqmm Copper Armoured Cable Supply and Laying Charges per running meter | Mtrs | 45 | 124 | 5580 |
| | Grand Total | | | | 61,067.00 |

| ADDITIONAL Digital lock | | | | | |
|-------------------------|--|-----|-----|-------|--------|
| SNO | ITEM | UOM | QTY | RATE | AMOUNT |
| 1 | Finger Prints/ Digital Lock (Cabin-3, Server - 1, Store - 1) Godrej Locking Solutions and Systems ADVANTIS Rimtronic (Pin + Biometric) | Nos | 5 | 21667 | 108333 |

| ADDITIONAL- WIFI Mesh System | | | | | |
|------------------------------|-----------------------------------|-----|-----|-------|--------|
| SNO | ITEM | UOM | QTY | RATE | AMOUNT |
| 1 | WIFI MESH System as required AP22 | NOs | 6 | 21818 | 130909 |

MAKE- HP Aruba

Exclusion: Active components

STANDARD APPROVED MAKES OF MATERIALS

| SL.NO | ITEM DESCRIPTION | | PREFERRED MAKES BY THE ARCHITECT |
|-------|--|---|--|
| 1 | Gypsum Boards | : | Usg Boral |
| 2 | G.I Frame Work | : | Heavy Gauge Local Frames |
| 3 | Aluminium Frames | : | Jindal, Indigyp |
| 4 | Wooden Frame Work | : | ISI Make Ply wood |
| 5 | Rock Wool / Glass wool | : | Glass Wool U.P Twiga |
| 6 | Adhesives | : | Fevicol / Jeevan Jor |
| 7 | Paints | : | Asian Paints |
| 8 | Ply Board | : | ISI Make ply board |
| 9 | Mdf | : | ISI Make Mdf boards |
| 10 | Laminates | : | Action Tesa - ISI Make |
| 11 | Modular Glass Partitions | : | Baux , BottomLine Make Or Equivalent Make |
| 12 | Doors Hardwars | : | Ozone - for Frameless doors /Geze for stile door or Equivalent |
| 13 | Storage Furnitures Hardware | : | Hafele, Hettich, Ebco |
| 14 | Glass / Mirror | : | Modi |
| 15 | Solid Blocks | : | As per availability (locally sourced) |
| 16 | Modular Grid Ceiling | : | Usg or Locally available |
| 17 | Frost Film For Glass / Vinyl Backing For Glass | : | Customised |
| 18 | Vitrified / Ceramic Tiles | : | Kajaria, Somany Or Equivalent Make |
| 19 | Vinyl Flooring | : | Welspun,Responsive Or Equivalent |
| 20 | Modular Aluminium Skirting | : | Baux |
| 21 | Ss Transition Profile | : | Baux |
| 22 | Water Proofing | : | Dr. Fixit |
| 23 | Blinds | : | Nandashades , T-line Or Equivalent |
| 24 | C.P.V.C Pipes | | Ashirwad, Astral, Supreme |
| 25 | U.P.V.C Pipes | | Prince, Kisan, Supreme |
| 26 | Sanitaryware & Fittings | | Cera |

STANDARD APPROVED MAKES OF MATERIALS

| SL.NO | ITEM DESCRIPTION | | PREFERRED MAKES BY THE ARCHITECT |
|--------------|-------------------------|--|---|
| 27 | Sink | | Nirali, Jayna Or Equivalent |
| 28 | PP Carpet | | Heritage/Ecosoft Or Equivalent Make |