

PH- LEVEL-FF-WEST

027-HYDERABAD-

CIVIL INTERIOR GFC SET

NOTE- ALL INTERNAL MATERIALS FOR WALL
PANELLING,PARTITIONS TO BE FIRE RATED.

CLIENT :

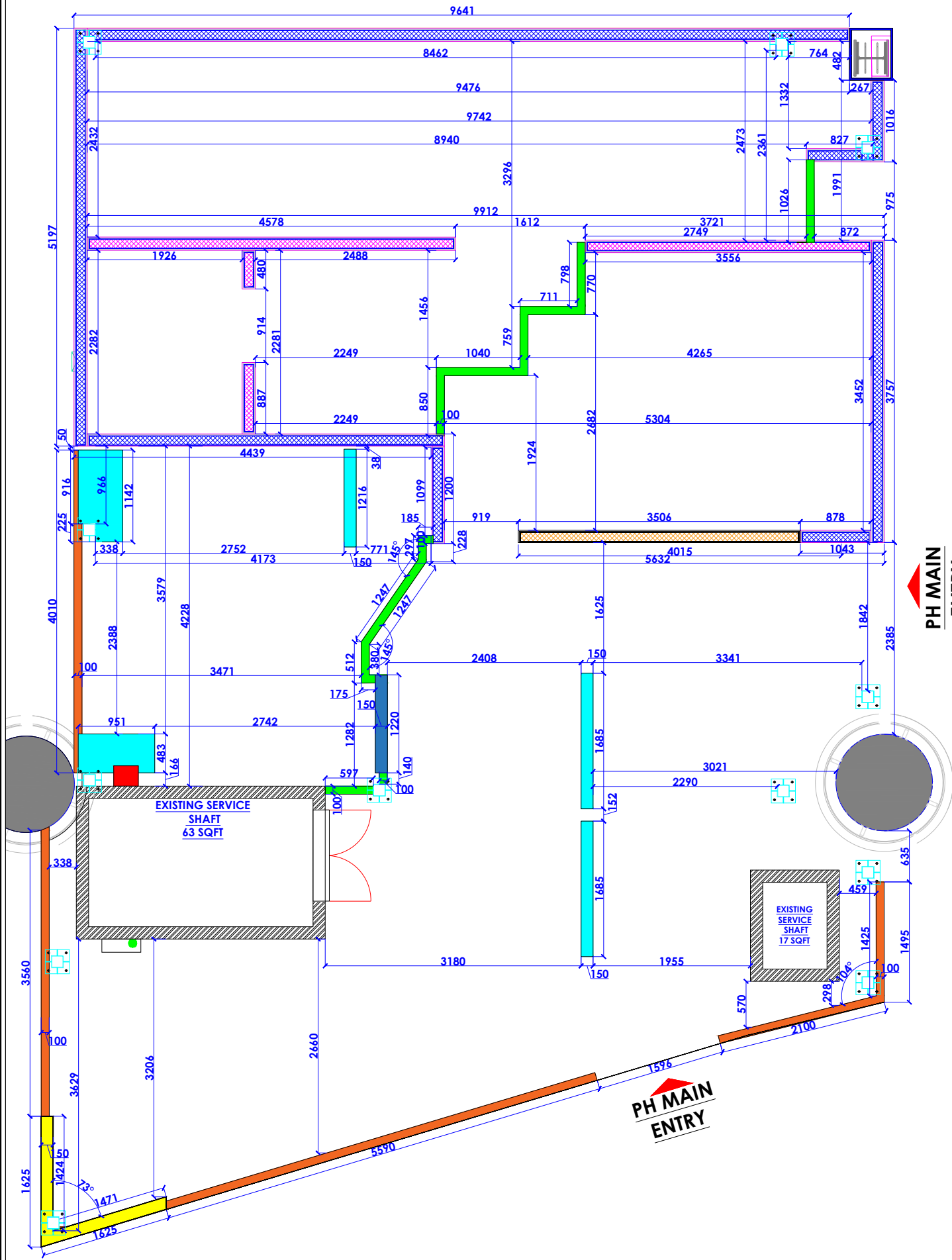
GMR HOSPITALITY



HEAD OFFICE:-
Anchorage, off Govandi Station Road
Near Amarnath Patil Ground,
Govandi - (E), Mumbai 400 088
TEL: +91 22 6740 7640
Email : studio@whitewaterdesign.in

PAGE NO.	DRAWING DESCRIPTION	PAGE NO.	DRAWING DESCRIPTION
03	CIVIL LAYOUT	36	ELEVATION-A1
04	RAISED FLOOR LAYOUT	37	ELEVATION-B
05	PARTITION LAYOUT	38	ELEVATION-B1
06-17	PARTITION DETAIL	39	ELEVATION-C
18	WALL FINISH LAYOUT	40	ELEVATION-D
19	FURNITURE LAYOUT	41	FRONT FACADE ELEVATION
20	FURNITURE NOMENCLATURE LAYOUT	42	LHS FACADE ELEVATION
21	FURNITURE DETAIL	43	RHS FACADE ELEVATION
22	EQUIPMENT DIMENSION	44	REAR SIDE FACADE ELEVATION
23	EQUIPMENT LEGEND	45	INTERNAL GRAPHICS
24	FLOORING LAYOUT	46	EXTERNAL GRAPHICS
25	FLOORING SECTION	47	COUNTER DETAILS
26	CEILING LAYOUT	48	SERVICE STATION DETAIL
27	HOOD AREA SECTION	49	RAFTER CEILING DETAILS
28	LIGHTING LAYOUT	50	MANAGER TABLE DETAILS
29	LIGHTING CO-ORDINATION LAYOUT	51	FOH TO BOH DOOR DETAIL
30-32	TRAP DOOR DETAIL	52	FIRE EXIT DOOR DETAIL
33	MS STRUCTURE DETAIL	53	DMB DETAILS
34	DEMARCATON LAYOUT	54-58	RAILING DETAIL
35	ELEVATION-A	59	LOUVERED SHUTTER DETAIL

LEVEL F - WEST BULB - LOD -F-F-027-R1



CIVIL LEGEND -

	100MM THK. 3000 MM HT. SIPOREX BLOCK WALL TO BE CONSTRUCTED FROM AIRPORT FFL (PH STORE TO AIRPORT WALL & FOH TO BOH WALL)
	100MM THK. 2810 MM HT. SIPOREX BLOCK WALL TO BE CONSTRUCTED FROM AIRPORT FFL. (BOH INTERNAL WALL)
	100MM THK. 962 MM HT. SIPOREX BLOCK WALL TO BE CONSTRUCTED FROM AIRPORT FFL (COUNTER LOW HT WALL)
	100MM THK. SIPOREX BLOCK BUND WALL TO BE CONSTRUCTED FROM AIRPORT FLR LVL TO RAISED FLOOR LVL
	150MM THK 256MM HT. SIPOREX BLOCK BUND WALL TO BE CONSTRUCTED FROM AIRPORT FFL BELOW PARTITION
	100MM THK 200MM HT. SIPOREX BLOCK BUND WALL TO BE CONSTRUCTED FROM AIRPORT FFL BELOW RAILING
	150MM THK 100MM HT. SIPOREX BLOCK BUND WALL TO BE CONSTRUCTED FROM AIRPORT FFL LVL FOR PARTITIONS
	150MM THK 200MM HT. SIPOREX BLOCK BUND WALL TO BE CONSTRUCTED FROM AIRPORT FFL LVL BELOW PARTITION IN FACADE

NOTE:
ALL INTERNAL WALLS ARE INCLUDING PLASTER & TILE THICKNESS.

NOTES:
THE COPYRIGHT OF THIS DRAWING REMAINS WITH WHITE WATER DESIGN STUDIO AND IT MAY NOT BE REPRODUCED IN ANY WHICH MANNER WITHOUT PRIOR WRITTEN CONSENT.

- FIGURED DIMENSIONS ARE TO BE USED IN PREFERENCES TO SCALED SIZES. ALL DIMENSIONS MUST BE CHECKED BEFORE COMMENCING WORK ON SITE.
- THIS DRAWINGS TO BE READ IN CONJUNCTION WITH ALL OTHER RELEVANT DRAWINGS.
- ALL PROPOSED WORKS TO BE CARRIED OUT IN ACCORDANCE WITH TECHNICAL SPECIFICATIONS AND SCHEDULES MENTIONED FOR INTERIOR WORKS.
- ALL WORK IS TO BE CARRIED OUT STRICTLY IN ACCORDANCE WITH ISI STANDARDS (WHERE APPLICABLE) & BEST TRADE PRACTICES. ALL WORK MUST SATISFY THE REQUIREMENTS OF THE LOCAL AUTHORITIES.
- WHITE WATER DESIGN STUDIO TO APPROVE ALL CONTRACTORS' SETTINGS OUT & ALL CO-ORDINATION SHOP DRAWINGS PRIOR TO ALL MANUFACTURERS, CONTRACTORS, INSTALLERS & SPECIALISTS TO BE RESPONSIBLE FOR ENSURING THAT ALL OF THEIR COMMENCEMENT OF INSTALLATION
- WORKS FULLY COMPLY WITH THE REQUIREMENTS OF THE LOCAL AUTHORITIES & FIRE DEPARTMENT & THAT ALL SAFETY STANDARDS ARE MET THROUGHOUT.
- ALL FIT-OUT CONTRACTORS & SPECIALISTS TO PREPARE FULL SHOP DRAWINGS WITH SPECIFIC REFERENCE TO SITE CONDITIONS FOR WHITE WATER DESIGN STUDIO APPROVAL PRIOR TO MANUFACTURE & INSTALLATION AS APPROPRIATE TO THEIR TASK.

KEY PLAN :



AMMENDMENTS :

SNO.	REV. DATE	DESCRIPTION

DRAWING TITLE:
CIVIL LAYOUT

DRAWING NO.:

01

DATE : 27-02-2024
SCALE : AS STATED
DRN. BY : PRATIKSHA
CHD. BY : SHILPA

LOCATION:
LEVEL F 027 - WEST - HYDERABAD

PROJECT:
PH - LEVEL F 027 - WEST - HYDERABAD

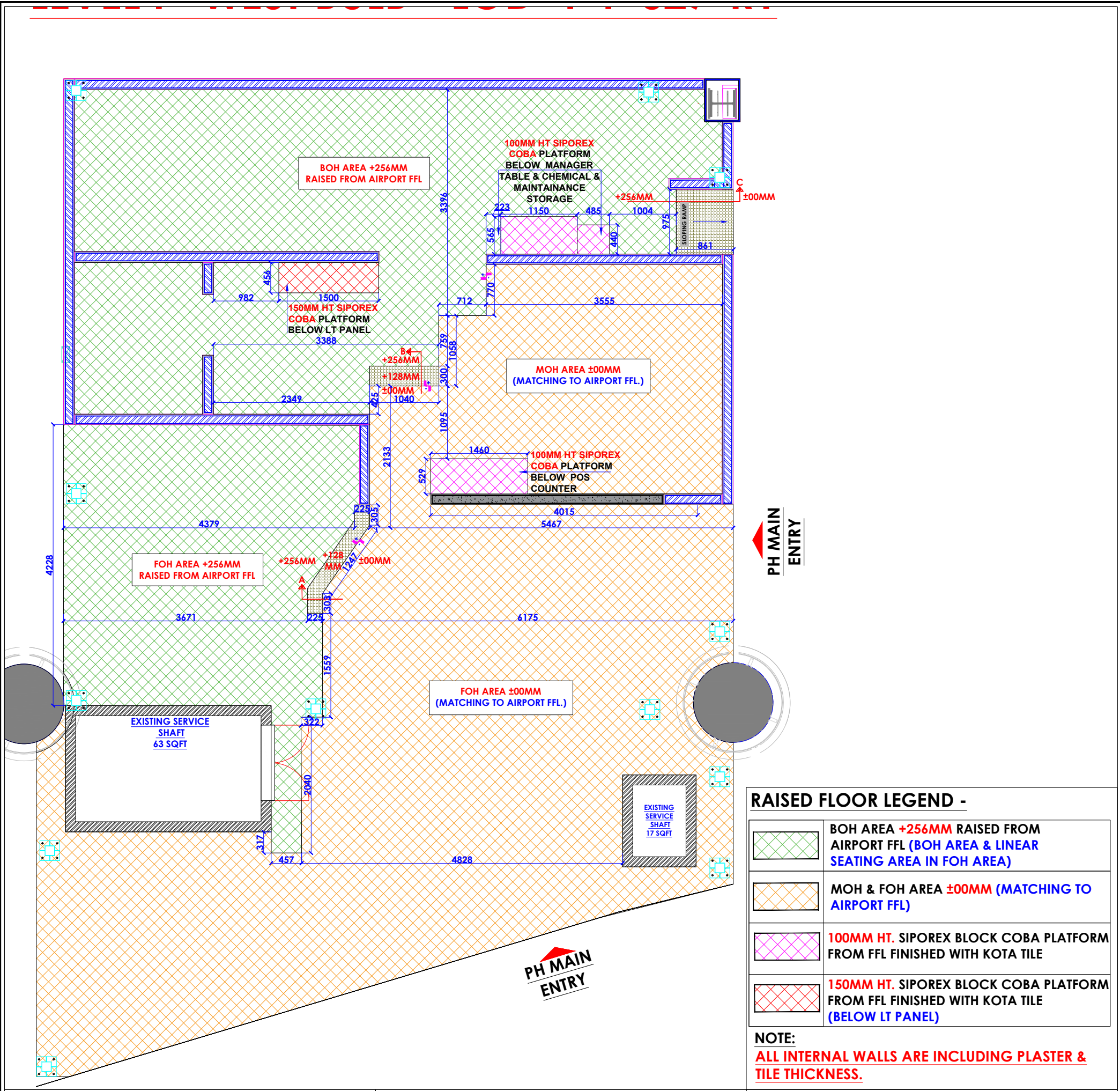
CLIENT:

TRAVEL FOOD SERVICES

WHITE WATER R
DESIGN STUDIO

WW

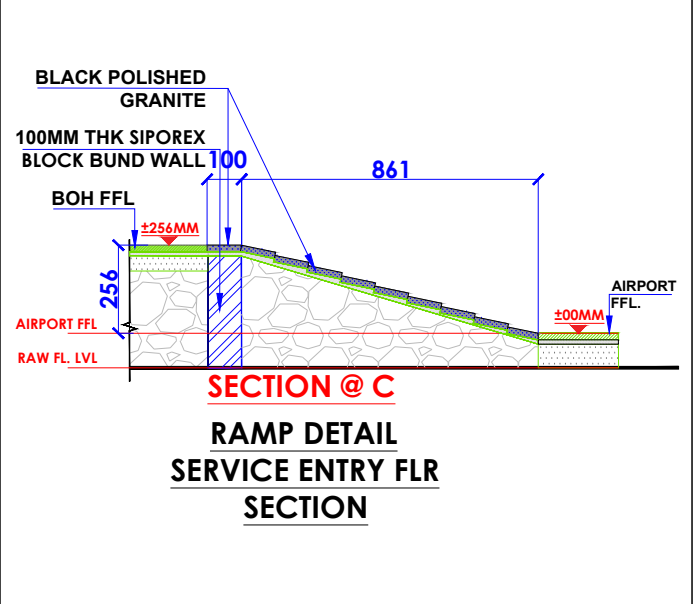
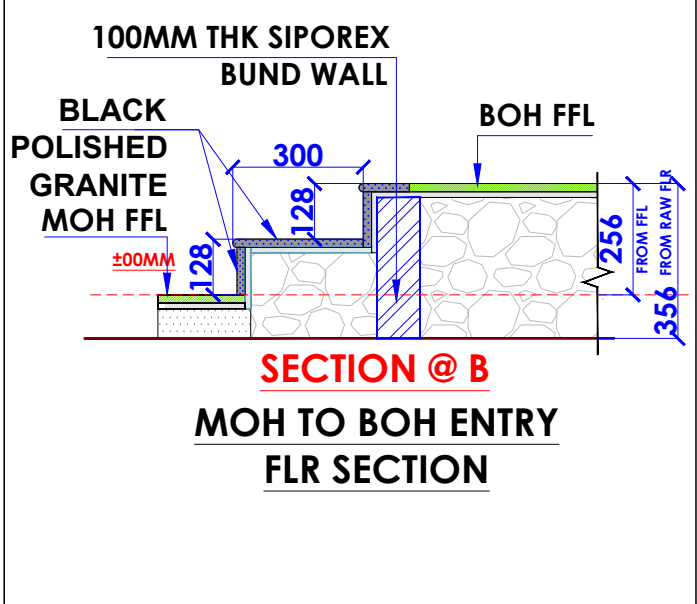
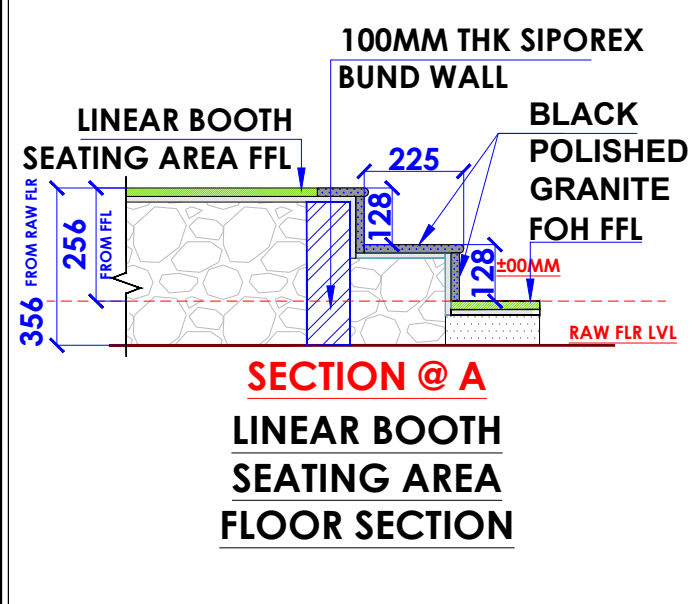
HEAD OFFICE:-
Anchorage, off Govandi Station Rd.
Near Amarnath Patil Ground, Govandi-(E)
Mumbai 400 088
TEL: +91 22 6740 7640.
Email: studio@whitewaterdesign.in



RAISED FLOOR LEGEND -

	BOH AREA +256MM RAISED FROM AIRPORT FFL (BOH AREA & LINEAR SEATING AREA IN FOH AREA)
	MOH & FOH AREA ±00MM (MATCHING TO AIRPORT FFL)
	100MM HT. SIPOREX BLOCK COBA PLATFORM FROM FFL FINISHED WITH KOTA TILE
	150MM HT. SIPOREX BLOCK COBA PLATFORM FROM FFL FINISHED WITH KOTA TILE (BELOW LT PANEL)

NOTE:
ALL INTERNAL WALLS ARE INCLUDING PLASTER & TILE THICKNESS.



- NOTES:**
- THE COPYRIGHT OF THIS DRAWING REMAINS WITH WHITE WATER DESIGN STUDIO AND IT MAY NOT BE REPRODUCED IN ANY WHICH MANNER WITHOUT PRIOR WRITTEN CONSENT.
 - FIGURED DIMENSIONS ARE TO BE USED IN PREFERENCES TO SCALED SIZES. ALL DIMENSIONS MUST BE CHECKED BEFORE COMMENCING WORK ON SITE.
 - THIS DRAWINGS TO BE READ IN CONJUNCTION WITH ALL OTHER RELEVANT DRAWINGS.
 - ALL PROPOSED WORKS TO BE CARRIED OUT IN ACCORDANCE WITH TECHNICAL SPECIFICATIONS AND SCHEDULES MENTIONED FOR INTERIOR WORKS.
 - ALL WORK IS TO BE CARRIED OUT STRICTLY IN ACCORDANCE WITH ISI STANDARDS (WHERE APPLICABLE) & BEST TRADE PRACTICES. ALL WORK MUST SATISFY THE REQUIREMENTS OF THE LOCAL AUTHORITIES.
 - WHITE WATER DESIGN STUDIO TO APPROVE ALL CONTRACTORS' SETTINGS OUT & ALL CO-ORDINATION SHOP DRAWINGS PRIOR TO ALL MANUFACTURERS, CONTRACTORS, INSTALLERS & SPECIALISTS TO BE RESPONSIBLE FOR ENSURING THAT ALL OF THEIR COMMENCEMENT OF INSTALLATION
 - WORKS FULLY COMPLY WITH THE REQUIREMENTS OF THE LOCAL AUTHORITIES & FIRE DEPARTMENT & THAT ALL SAFETY STANDARDS ARE MET THROUGHOUT.
 - ALL FIT-OUT CONTRACTORS & SPECIALISTS TO PREPARE FULL SHOP DRAWINGS WITH SPECIFIC REFERENCE TO SITE CONDITIONS FOR WHITE WATER DESIGN STUDIO APPROVAL PRIOR TO MANUFACTURE & INSTALLATION AS APPROPRIATE TO THEIR TASK.



AMMENDMENTS :

SNO.	REV. DATE	DESCRIPTION

DRAWING TITLE:
RAISED FLOOR LAYOUT

DRAWING NO : **02**

DATE : 27-02-2024
 SCALE : AS STATED
 DRN. BY : PRATIKSHA
 CHD. BY : SHILPA

LOCATION:
LEVEL F 027 - WEST - HYDERABAD

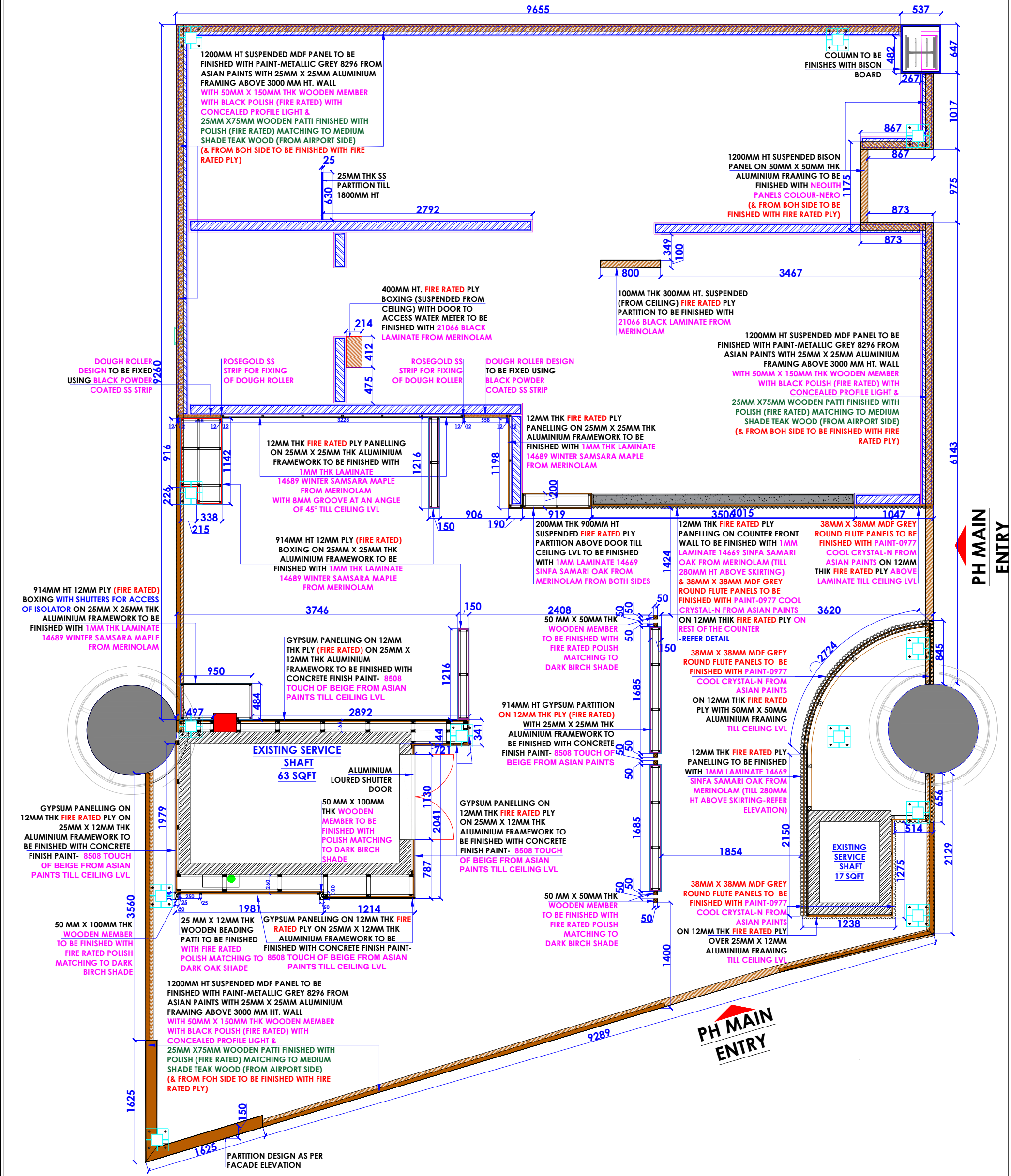
PROJECT:
PH - LEVEL F 027 - WEST - HYDERABAD

CLIENT:
TRAVEL FOOD SERVICES

WHITE WATER DESIGN STUDIO

HEAD OFFICE:-
 Anchorage, off Govandi Station Rd.
 Near Amarnath Patil Ground, Govandi-(E)
 Mumbai 400 088
 TEL: +91 22 6740 7640.
 Email: studio@whitewaterdesign.in

LEVEL F - WEST BULB - LOD - F-F-027-R1



- NOTES:
- THE COPYRIGHT OF THIS DRAWING REMAINS WITH WHITE WATER DESIGN STUDIO AND IT MAY NOT BE REPRODUCED IN ANY MANNER WITHOUT PRIOR WRITTEN CONSENT.
 - FIGURED DIMENSIONS ARE TO BE USED IN PREFERENCE TO SCALED SIZES. ALL DIMENSIONS MUST BE CHECKED BEFORE COMMENCING WORK ON SITE.
 - THIS DRAWING IS TO BE READ IN CONJUNCTION WITH ALL OTHER RELEVANT DRAWINGS.
 - ALL PROPOSED WORKS TO BE CARRIED OUT IN ACCORDANCE WITH TECHNICAL SPECIFICATIONS AND SCHEDULES MENTIONED FOR INTERIOR WORKS.
 - ALL WORK IS TO BE CARRIED OUT STRICTLY IN ACCORDANCE WITH ISI STANDARDS (WHERE APPLICABLE) & BEST TRADE PRACTICES. ALL WORK MUST SATISFY THE REQUIREMENTS OF THE LOCAL AUTHORITIES.
 - WHITE WATER DESIGN STUDIO TO APPROVE ALL CONTRACTORS' SETTINGS OUT & ALL CO-ORDINATION SHOP DRAWINGS PRIOR TO ALL MANUFACTURERS, CONTRACTORS, INSTALLERS & SPECIALISTS TO BE RESPONSIBLE FOR ENSURING THAT ALL OF THEIR COMMENCEMENT OF INSTALLATION.
 - WORKS FULLY COMPLY WITH THE REQUIREMENTS OF THE LOCAL AUTHORITIES & FIRE DEPARTMENT & THAT ALL SAFETY STANDARDS ARE MET THROUGHOUT.
 - ALL FIT-OUT CONTRACTORS & SPECIALISTS TO PREPARE FULL SHOP DRAWINGS WITH SPECIFIC REFERENCE TO SITE CONDITIONS FOR WHITE WATER DESIGN STUDIO APPROVAL PRIOR TO MANUFACTURE & INSTALLATION AS APPROPRIATE TO THEIR TASK.

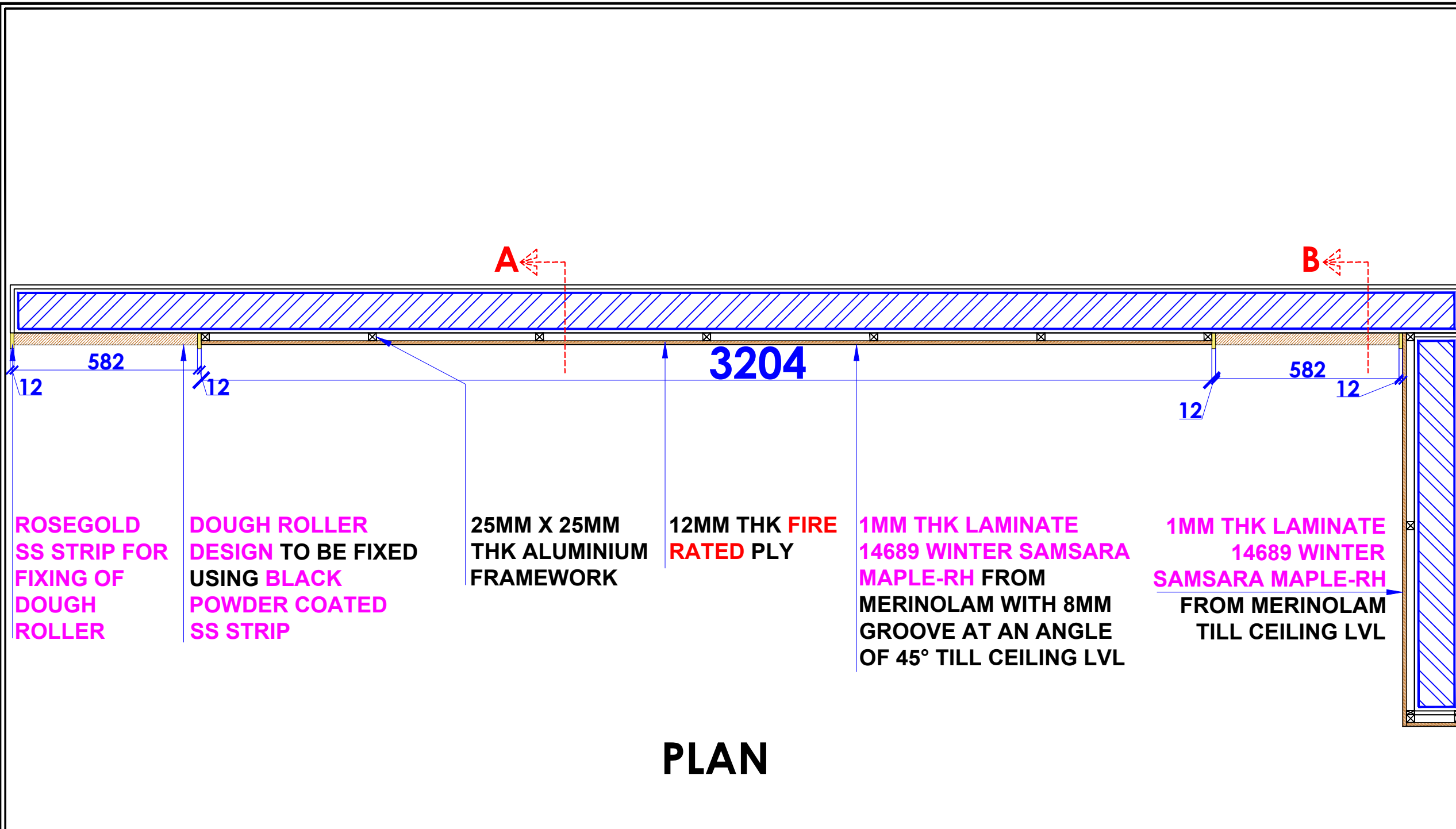


AMENDMENTS :		
SNO.	REV. DATE	DESCRIPTION

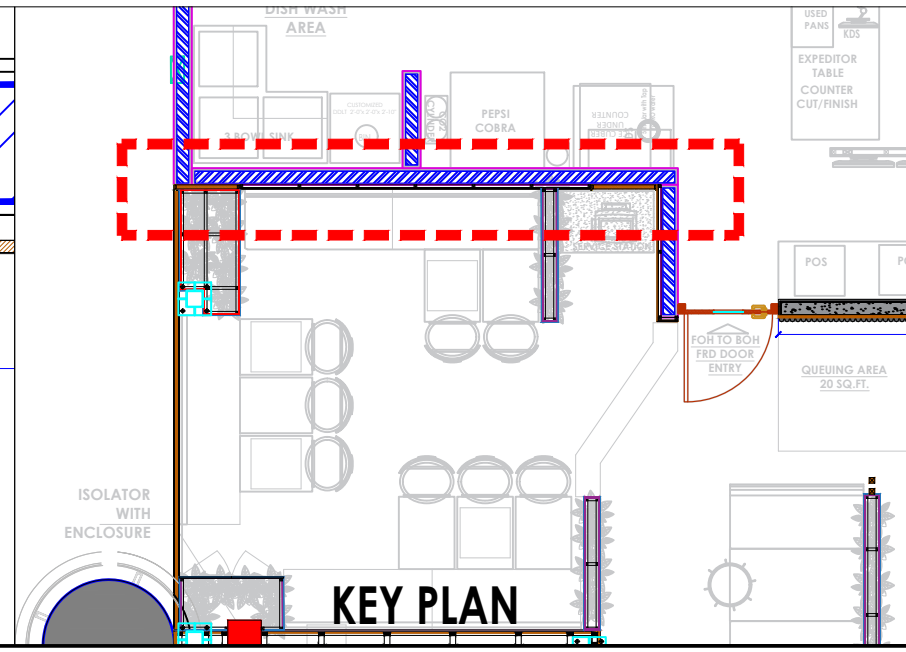
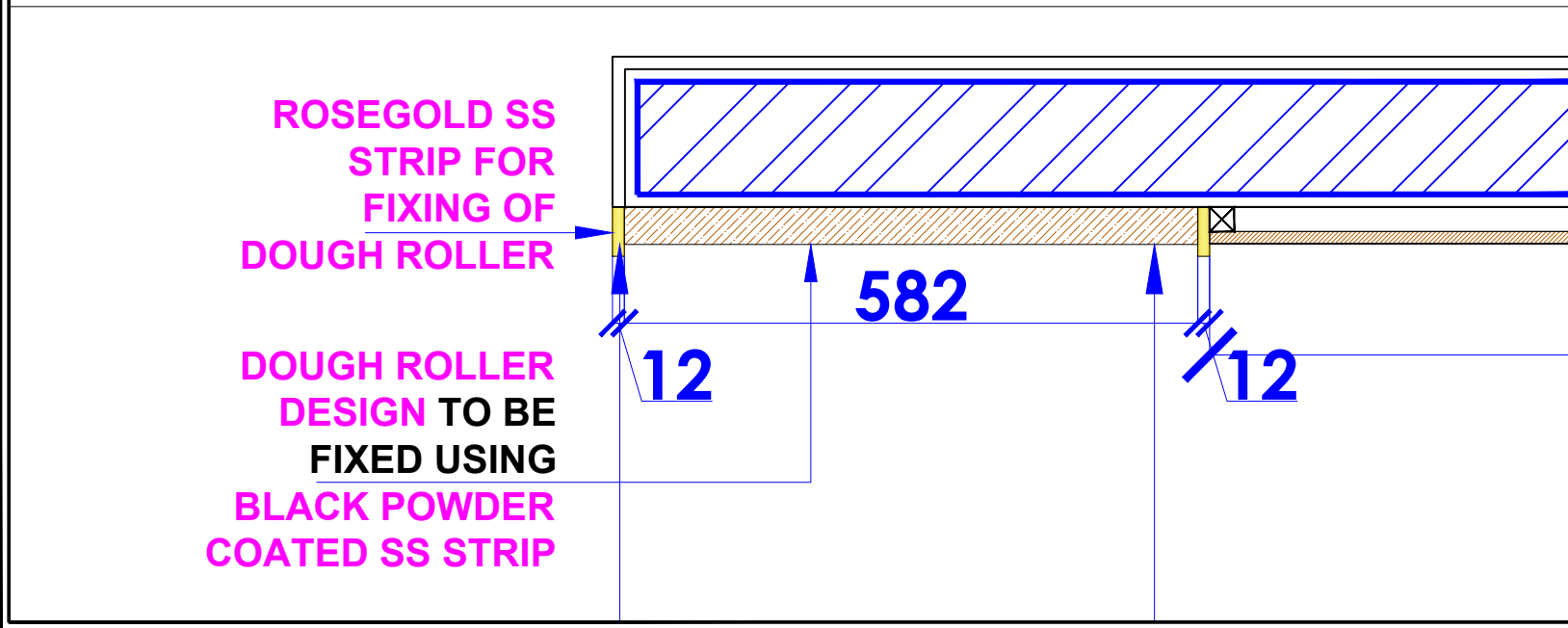
DRAWING TITLE:
PARTITION LAYOUT

DRAWING NO. : 03	CLIENT : TRAVEL FOOD SERVICES
DATE : 27-02-2024 SCALE : AS STATED DRN. BY : PRATIKSHA CHD. BY : SHILPA	WHITE WATER DESIGN STUDIO
LOCATION : LEVEL F 027 - WEST - HYDERABAD	PROJECT : PH - LEVEL F 027 - WEST - HYDERABAD

HEAD OFFICE:-
Anchorage, off Govandi Station Rd.
Near Amarnath Patil Ground, Govandi-(E)
Mumbai 400 088
TEL: +91 22 6740 7640.
Email: studio@whitewaterdesign.in



PLAN



KEY PLAN

- NOTES :**
- THE COPYRIGHT OF THIS DRAWING REMAINS WITH WHITE WATER DESIGN STUDIO AND IT MAY NOT BE REPRODUCED IN ANY WHICH MANNER WITHOUT PRIOR WRITTEN CONSENT.
 - FIGURED DIMENSIONS ARE TO BE USED IN PREFERENCE TO SCALED SIZES. ALL DIMENSIONS MUST BE CHECKED BEFORE COMMENCING WORK ON SITE.
 - THIS DRAWINGS TO BE READ IN CONJUNCTION WITH ALL OTHER RELEVANT DRAWINGS.
 - ALL PROPOSED WORKS TO BE CARRIED OUT IN ACCORDANCE WITH TECHNICAL SPECIFICATIONS AND SCHEDULES MENTIONED FOR INTERIOR WORKS.
 - READ THIS DRAWING IN CONJUNCTION WITH ALL CONSULTANTS' & SPECIALISTS' DRAWINGS, DETAILS, SCHEDULES & SPECIFICATIONS FOR :
 i. SPRINKLER INSTALLATION
 ii. AUTOMATIC FIRE DETECTION SYSTEMS
 iii. AIR CONDITIONING SYSTEM & DISTRIBUTION (HVAC)
 iv. EMERGENCY LIGHTING
 v. PRIMARY WIRING DESIGN & DISTRIBUTION
 - ALL WORK IS TO BE CARRIED OUT STRICTLY IN ACCORDANCE WITH IS STANDARDS (WHERE APPLICABLE) & BEST TRADE PRACTICES. ALL WORK MUST SATISFY THE REQUIREMENTS OF THE LOCAL AUTHORITIES.
 - WHITE WATER DESIGN STUDIO TO APPROVE ALL CONTRACTORS' SETTINGS OUT & ALL CO-ORDINATION SHOP DRAWINGS PRIOR TO ALL MANUFACTURERS, CONTRACTORS, INSTALLERS & SPECIALISTS TO BE RESPONSIBLE FOR ENSURING THAT ALL OF THEIR COMMENCEMENT OF INSTALLATION
 - WORKS FULLY COMPLY WITH THE REQUIREMENTS OF THE LOCAL AUTHORITIES & FIRE DEPARTMENT & THAT ALL SAFETY STANDARDS ARE MET THROUGHOUT.
 - ALL FIT-OUT CONTRACTORS & SPECIALISTS TO PREPARE FULL SHOP DRAWINGS WITH SPECIFIC REFERENCE TO SITE CONDITIONS FOR WHITE WATER DESIGN STUDIO APPROVAL PRIOR TO MANUFACTURE & INSTALLATION AS APPROPRIATE TO THEIR TASK.

KEY PLAN :

AMMENDMENTS :

S.NO.	REV. DATE	DESCRIPTION

DRAWING NO : 04

DRAWING TITLE :
PARTITION DETAIL

LOCATION :
LVL-WEST-(ISHA FF-27)

DATE : 27-02-2024
SCALE : NTS
DRN. BY : PRATIKSHA
CHKD. BY : QAISAR

PROJECT :
HYDERABAD AIRPORT

CLIENT :
TRAVELS FOOD SERVICES

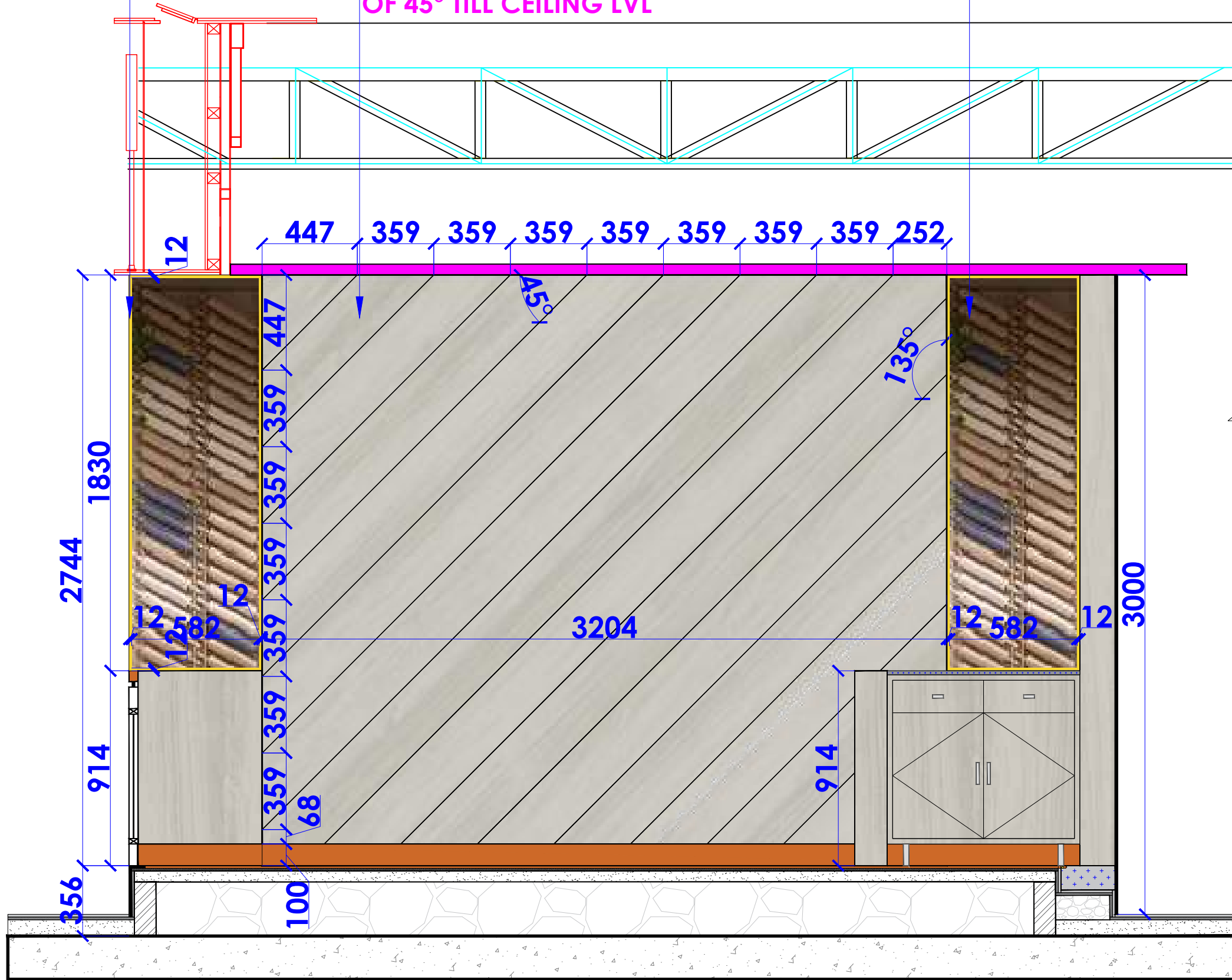
WHITE WATER DESIGN STUDIO R

HEAD OFFICE:-
 Anchorage, off Govandi Station Rd
 Near Amarnath Patil Ground, Govandi-(E)
 Mumbai 400 088
 TEL: +91 22 6740 7640.
 Email: studio@whitewaterdesign.in

ROSEGOLD SS STRIP FOR FIXING OF DOUGH ROLLER

12MM THK FIRE RATED PLY PANELLING ON 25MM X 25MM THK ALUMINIUM FRAMEWORK TO BE FINISHED WITH 1MM THK LAMINATE 14689 WINTER SAMSARA MAPLE-RH WITH 8MM GROOVE AT AN ANGLE OF 45° TILL CEILING LVL

DOUGH ROLLER DESIGN TO BE FIXED USING BLACK POWDER COATED SS STRIP



FRONT ELEVATION

- NOTES :**
1. THE COPYRIGHT OF THIS DRAWING REMAINS WITH WHITE WATER DESIGN STUDIO AND IT MAY NOT BE REPRODUCED IN ANY MANNER WITHOUT PRIOR WRITTEN CONSENT.
 2. FIGURED DIMENSIONS ARE TO BE USED IN PREFERENCE TO SCALED SIZES. ALL DIMENSIONS MUST BE CHECKED BEFORE COMMENCING WORK ON SITE.
 3. THIS DRAWINGS TO BE READ IN CONJUNCTION WITH ALL OTHER RELEVANT DRAWINGS.
 4. ALL PROPOSED WORKS TO BE CARRIED OUT IN ACCORDANCE WITH TECHNICAL SPECIFICATIONS AND SCHEDULES MENTIONED FOR INTERIOR WORKS.
 5. READ THIS DRAWING IN CONJUNCTION WITH ALL CONSULTANTS' & SPECIALISTS' DRAWINGS, DETAILS, SCHEDULES & SPECIFICATIONS FOR :
 I. SPRINKLER INSTALLATION
 II. AUTOMATIC FIRE DETECTION SYSTEMS
 III. AIR CONDITIONING SYSTEM & DISTRIBUTION (HVAC)
 IV. EMERGENCY LIGHTING
 V. PRIMARY WIRING DESIGN & DISTRIBUTION
 6. ALL WORK IS TO BE CARRIED OUT STRICTLY IN ACCORDANCE WITH IS STANDARDS (WHERE APPLICABLE) & BEST TRADE PRACTICES. ALL WORK MUST SATISFY THE REQUIREMENTS OF THE LOCAL AUTHORITIES.
 7. WHITE WATER DESIGN STUDIO TO APPROVE ALL CONTRACTORS' SETTINGS OUT & ALL CO-ORDINATION SHOP DRAWINGS PRIOR TO ALL MANUFACTURERS, CONTRACTORS, INSTALLERS & SPECIALISTS TO BE RESPONSIBLE FOR ENSURING THAT ALL OF THEIR COMMENCEMENT OF INSTALLATION
 8. WORKS FULLY COMPLY WITH THE REQUIREMENTS OF THE LOCAL AUTHORITIES & FIRE DEPARTMENT & THAT ALL SAFETY STANDARDS ARE MET THROUGHOUT.
 9. ALL FIT-OUT CONTRACTORS & SPECIALISTS TO PREPARE FULL SHOP DRAWINGS WITH SPECIFIC REFERENCE TO SITE CONDITIONS FOR WHITE WATER DESIGN STUDIO APPROVAL PRIOR TO MANUFACTURE & INSTALLATION AS APPROPRIATE TO THEIR TASK.



AMMENDMENTS :

S.NO.	REV. DATE	DESCRIPTION

DRAWING NO : 05

DRAWING TITLE :
PARTITION DETAIL

LOCATION :
LVL-WEST-(ISHA FF-27)

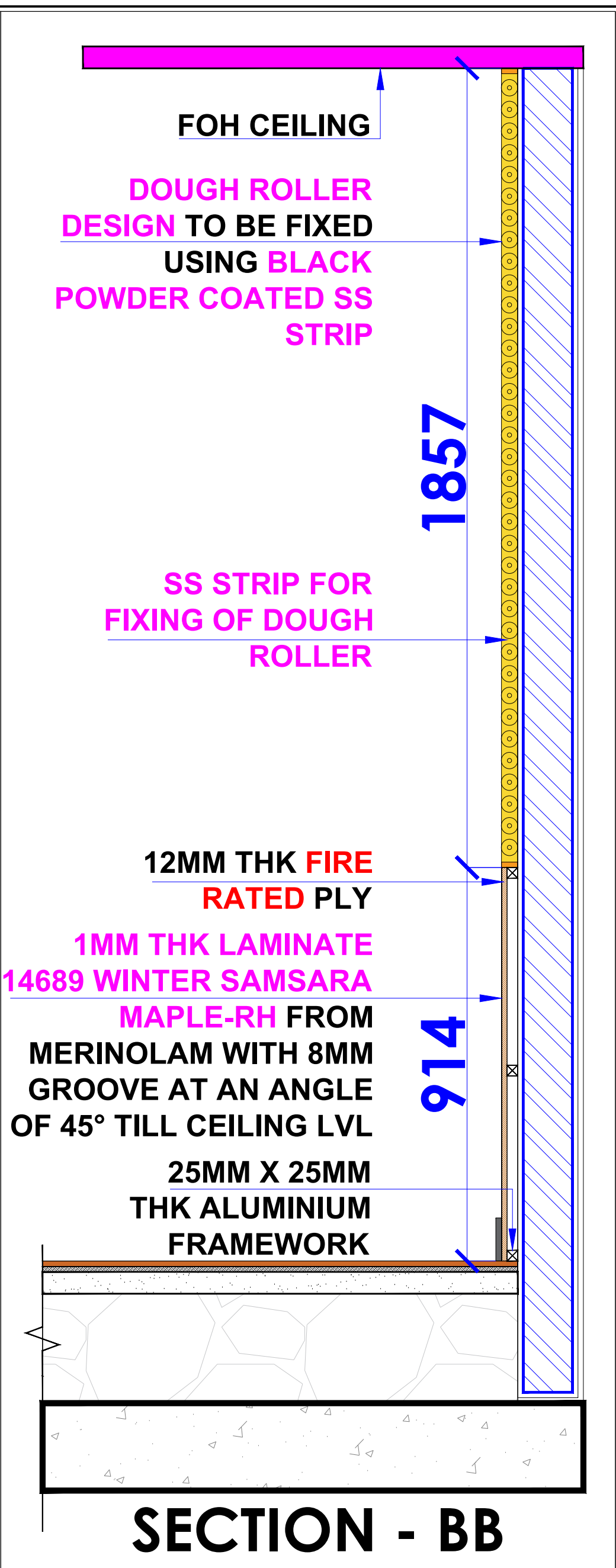
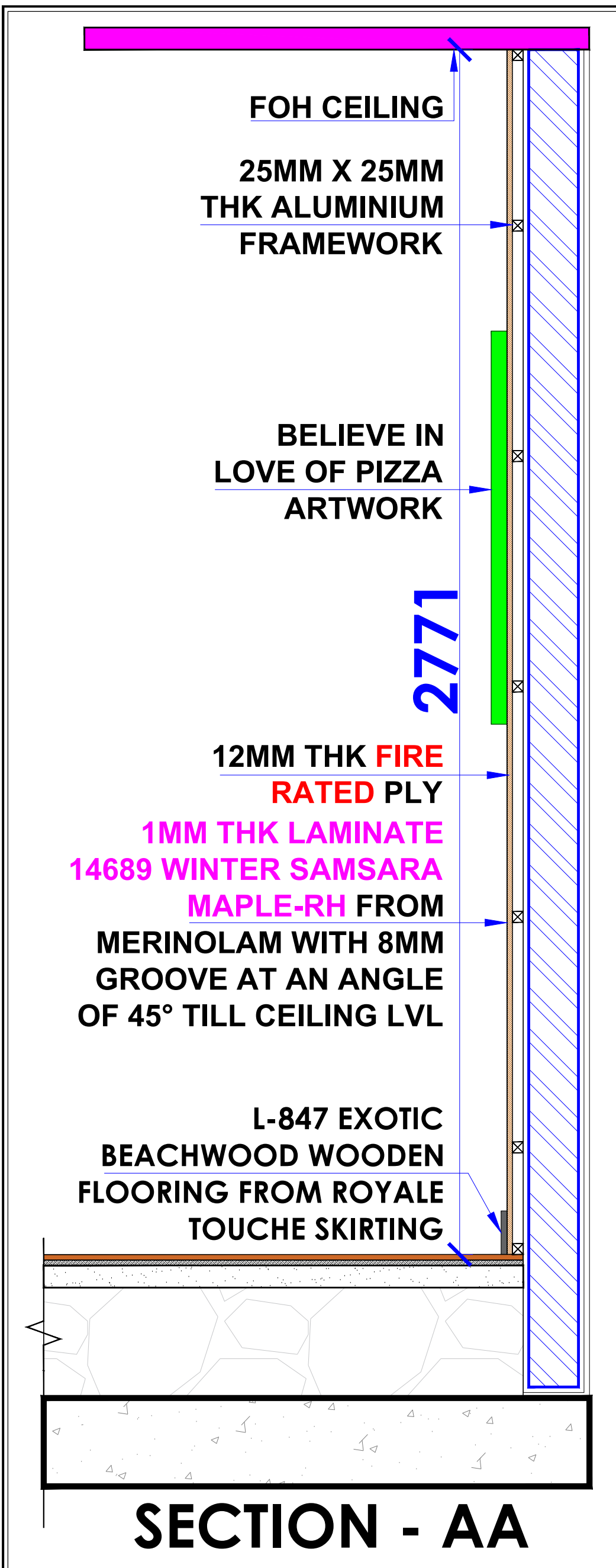
DATE : 27-02-2024
SCALE : NTS
DRN. BY : PRATIKSHA
CHKD. BY : QAISAR

PROJECT :
HYDERABAD AIRPORT

CLIENT :
TRAVELS FOOD SERVICES



HEAD OFFICE:-
 Anchorage, off Govandi Station Rd
 Near Amarnath Patil Ground, Govandi-(E)
 Mumbai 400 088
 TEL: +91 22 6740 7640.
 Email: studio@whitewaterdesign.in



NOTES :

- FIGURED DIMENSIONS ARE TO BE USED IN PREFERENCE TO SCALED SIZES. ALL DIMENSIONS MUST BE CHECKED BEFORE COMMENCING WORK ON SITE.
- THIS DRAWINGS TO BE READ IN CONJUNCTION WITH ALL OTHER RELEVANT DRAWINGS.
- ALL PROPOSED WORKS TO BE CARRIED OUT IN ACCORDANCE WITH TECHNICAL SPECIFICATIONS AND SCHEDULES MENTIONED FOR INTERIOR WORKS.
- ALL WORK IS TO BE CARRIED OUT STRICTLY IN ACCORDANCE WITH ISI STANDARDS (WHERE APPLICABLE) & BEST TRADE PRACTICES. ALL WORK MUST SATISFY THE REQUIREMENTS OF THE LOCAL AUTHORITIES.
- WHITE WATER DESIGN STUDIO TO APPROVE ALL CONTRACTORS' SETTINGS OUT & ALL CO-ORDINATION SHOP DRAWINGS PRIOR TO ALL MANUFACTURERS, CONTRACTORS, INSTALLERS & SPECIALISTS TO BE RESPONSIBLE FOR ENSURING THAT ALL OF THEIR COMMENCEMENT OF INSTALLATION.
- WORKS FULLY COMPLY WITH THE REQUIREMENTS OF THE LOCAL AUTHORITIES & FIRE DEPARTMENT & THAT ALL SAFETY STANDARDS ARE MET THROUGHOUT.
- ALL FIT-OUT CONTRACTORS & SPECIALISTS TO PREPARE FULL SHOP DRAWINGS WITH SPECIFIC REFERENCE TO SITE CONDITIONS FOR WHITE WATER DESIGN STUDIO APPROVAL PRIOR TO MANUFACTURE & INSTALLATION AS APPROPRIATE TO THEIR TASK.

KEY PLAN :

AMMENDMENTS :

SNO.	REV. DATE	DESCRIPTION

DRAWING NO : 06

DATE : 27-02-2024
SCALE : AS STATED
DRN. BY : PRATIKSHA
CHD. BY : SHILPA

LOCATION : LEVEL F 027 - WEST - HYDERABAD

PROJECT : PH - LEVEL F 027 - WEST - HYDERABAD

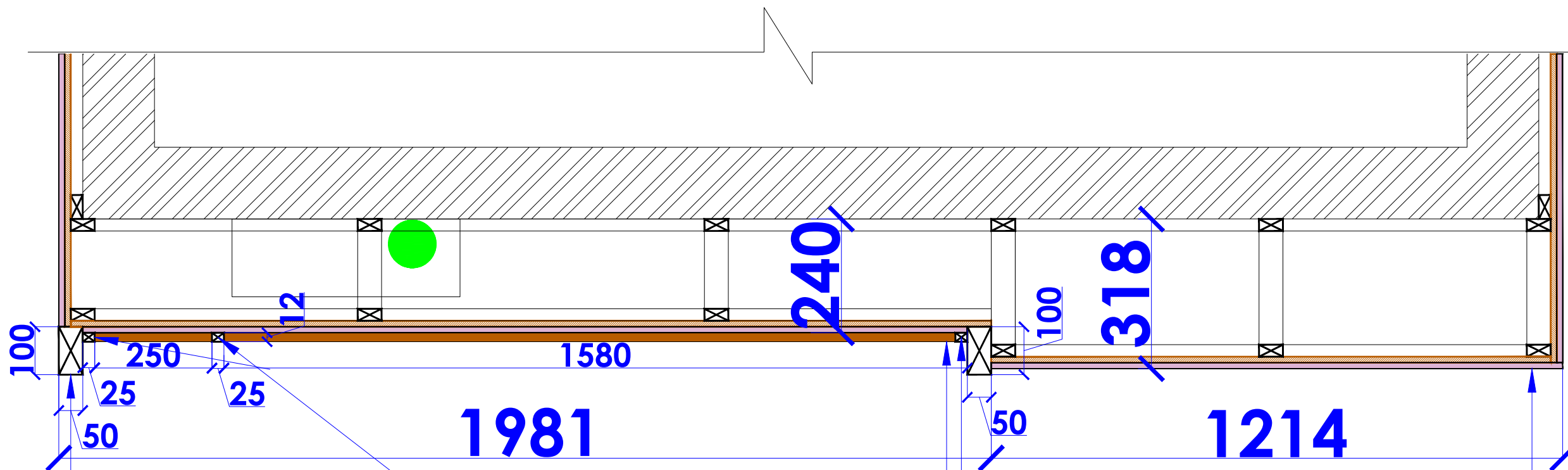
DRAWING TITLE : PARTITION DETAIL

CLIENT : TRAVEL FOOD SERVICES

WHITE WATER DESIGN STUDIO R

WW

HEAD OFFICE:-
 Anchorage, off Gowandi Station Rd.
 Near Amarnath Patil Ground, Govandi-(E)
 Mumbai 400 088
 TEL: +91 22 6740 7640.
 Email: studio@whitewaterdesign.in

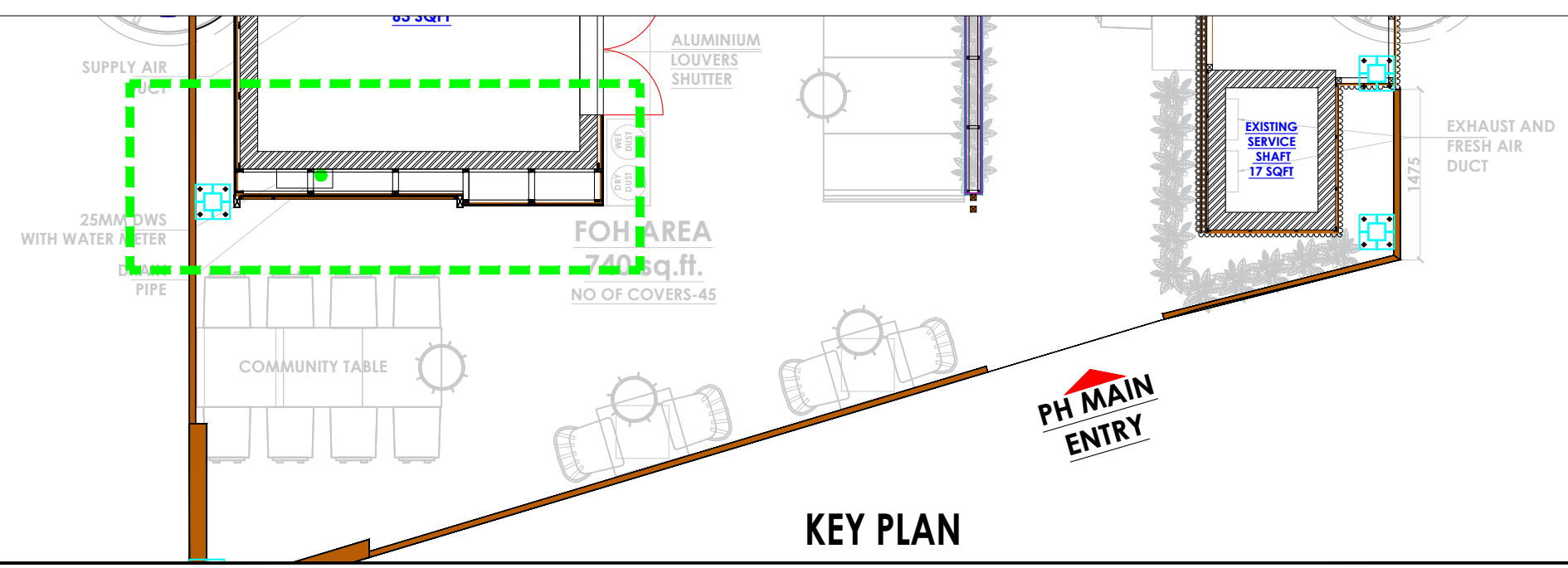


50 MM X 100MM THK WOODEN MEMBER TO BE FINISHED WITH FIRE RATED POLISH MATCHING TO DARK BIRCH SHADE

25 MM X 12MM THK WOODEN BEADING PATTI TO BE FINISHED WITH FIRE RATED POLISH MATCHING TO DARK OAK SHADE

GYPSUM PANELLING ON 12MM THK FIRE RATED PLY ON 25MM X 12MM THK ALUMINIUM FRAMEWORK TO BE FINISHED WITH CONCRETE FINISH PAINT- 8508 TOUCH OF BEIGE FROM ASIAN PAINTS TILL CEILING LVL

PLAN



KEY PLAN

- NOTES :**
- THE COPYRIGHT OF THIS DRAWING REMAINS WITH WHITE WATER DESIGN STUDIO AND IT MAY NOT BE REPRODUCED IN ANY WHICH MANNER WITHOUT PRIOR WRITTEN CONSENT.
 - FIGURED DIMENSIONS ARE TO BE USED IN PREFERENCE TO SCALED SIZES. ALL DIMENSIONS MUST BE CHECKED BEFORE COMMENCING WORK ON SITE.
 - THIS DRAWINGS TO BE READ IN CONJUNCTION WITH ALL OTHER RELEVANT DRAWINGS.
 - ALL PROPOSED WORKS TO BE CARRIED OUT IN ACCORDANCE WITH TECHNICAL SPECIFICATIONS AND SCHEDULES MENTIONED FOR INTERIOR WORKS.
 - READ THIS DRAWING IN CONJUNCTION WITH ALL CONSULTANTS' & SPECIALISTS' DRAWINGS, DETAILS, SCHEDULES & SPECIFICATIONS FOR :
 i. SPRINKLER INSTALLATION
 ii. AUTOMATIC FIRE DETECTION SYSTEMS
 iii. AIR CONDITIONING SYSTEM & DISTRIBUTION (HVAC)
 iv. EMERGENCY LIGHTING
 v. PRIMARY WIRING DESIGN & DISTRIBUTION
 - ALL WORK IS TO BE CARRIED OUT STRICTLY IN ACCORDANCE WITH IS STANDARDS (WHERE APPLICABLE) & BEST TRADE PRACTICES. ALL WORK MUST SATISFY THE REQUIREMENTS OF THE LOCAL AUTHORITIES.
 - WHITE WATER DESIGN STUDIO TO APPROVE ALL CONTRACTORS' SETTINGS OUT & ALL CO-ORDINATION SHOP DRAWINGS PRIOR TO ALL MANUFACTURERS, CONTRACTORS, INSTALLERS & SPECIALISTS TO BE RESPONSIBLE FOR ENSURING THAT ALL OF THEIR COMMENCEMENT OF INSTALLATION
 - WORKS FULLY COMPLY WITH THE REQUIREMENTS OF THE LOCAL AUTHORITIES & FIRE DEPARTMENT & THAT ALL SAFETY STANDARDS ARE MET THROUGHOUT.
 - ALL FIT-OUT CONTRACTORS & SPECIALISTS TO PREPARE FULL SHOP DRAWINGS WITH SPECIFIC REFERENCE TO SITE CONDITIONS FOR WHITE WATER DESIGN STUDIO APPROVAL PRIOR TO MANUFACTURE & INSTALLATION AS APPROPRIATE TO THEIR TASK.

KEY PLAN :

AMMENDMENTS :

S.NO.	REV. DATE	DESCRIPTION

DRAWING NO : 07

DRAWING TITLE :
PARTITION DETAIL

LOCATION :
LVL-WEST-(ISHA FF-27)

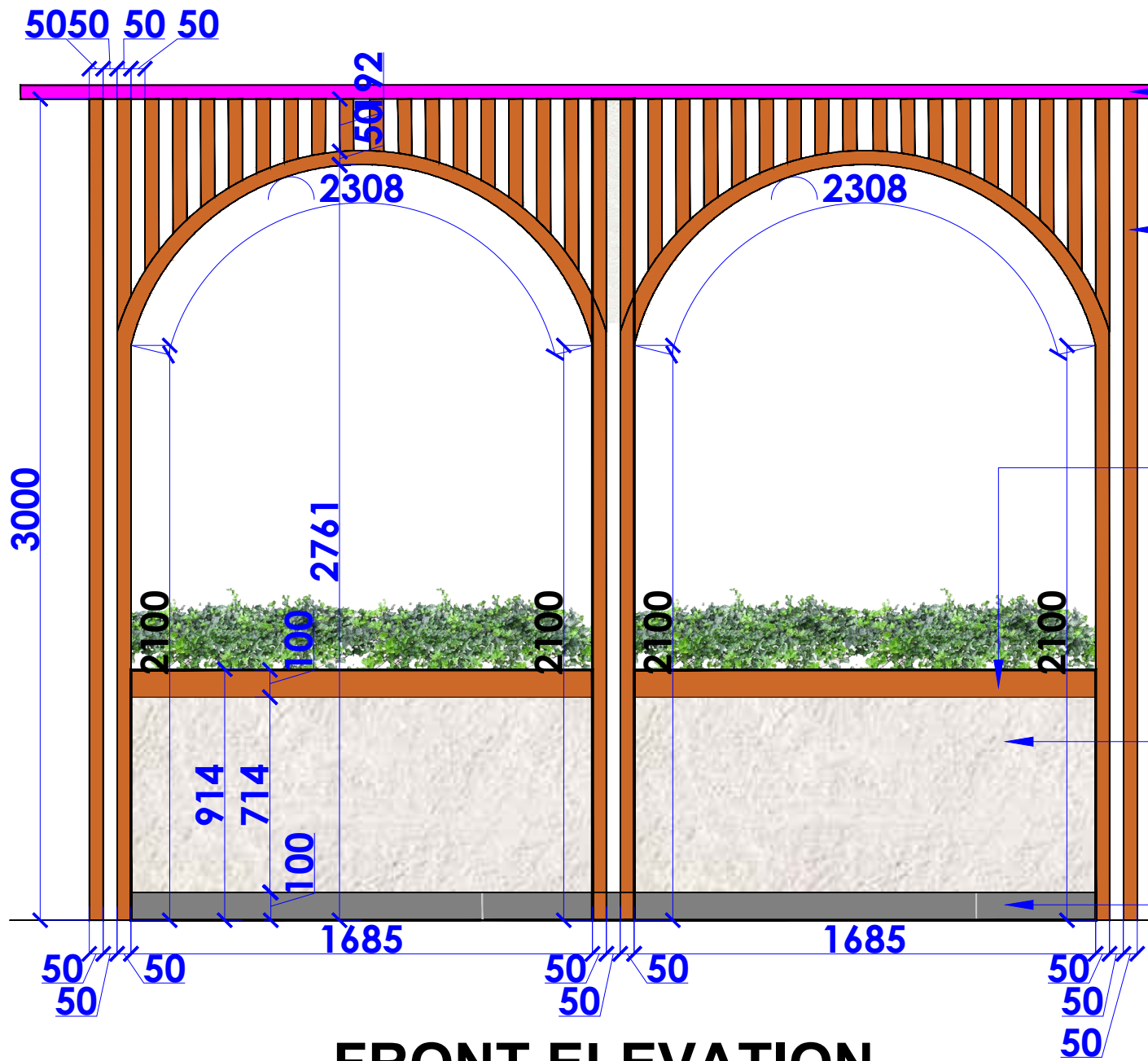
DATE : 27-02-2024
SCALE : NTS
DRN. BY : PRATIKSHA
CHKD. BY : QAISAR

PROJECT :
HYDERABAD AIRPORT

CLIENT :
TRAVELS FOOD SERVICES



HEAD OFFICE:-
 Anchorage, off Govandi Station Rd
 Near Amarnath Patil Ground, Govandi-(E)
 Mumbai 400 088
 TEL: +91 22 6740 7640.
 Email: studio@whitewaterdesign.in



FOH CEILING LVL

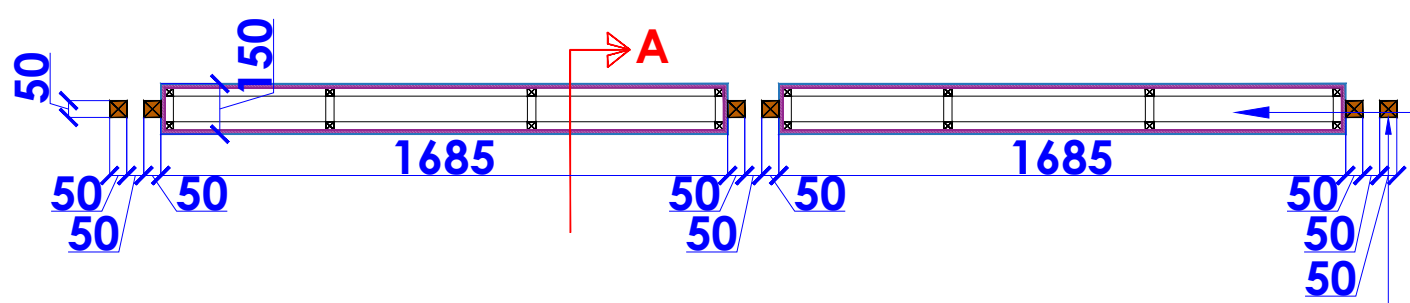
50MM X 50MM THK WOODEN MEMBER TO BE FINISHED WITH FIRE RATED POLISH MATCHING TO DARK BIRCH SHADE (FIRE RATED POLISH)

25X100 MM WOODEN PATTI TO BE FINISHED WITH WITH POLISH MATCHING TO DARK BIRCH SHADE (FIRE RATED POLISH)

914MM HT GYPSUM PARTITION ON 12MM THK PLY (FIRE RATED) WITH 25MM X 25MM THK ALUMINIUM FRAMEWORK TO BE FINISHED WITH CONCRETE FINISH PAINT- 8508 TOUCH OF BEIGE FROM ASIAN PAINTS

100MM HT SIPOREX BUND WALL TO BE FINISHED WITH DELPHI GRAY VITRIFIED TILES FROM KAJARIA WITH 3MM SPACER FILLED WITH BLACK GROUTING (FOH AREA)

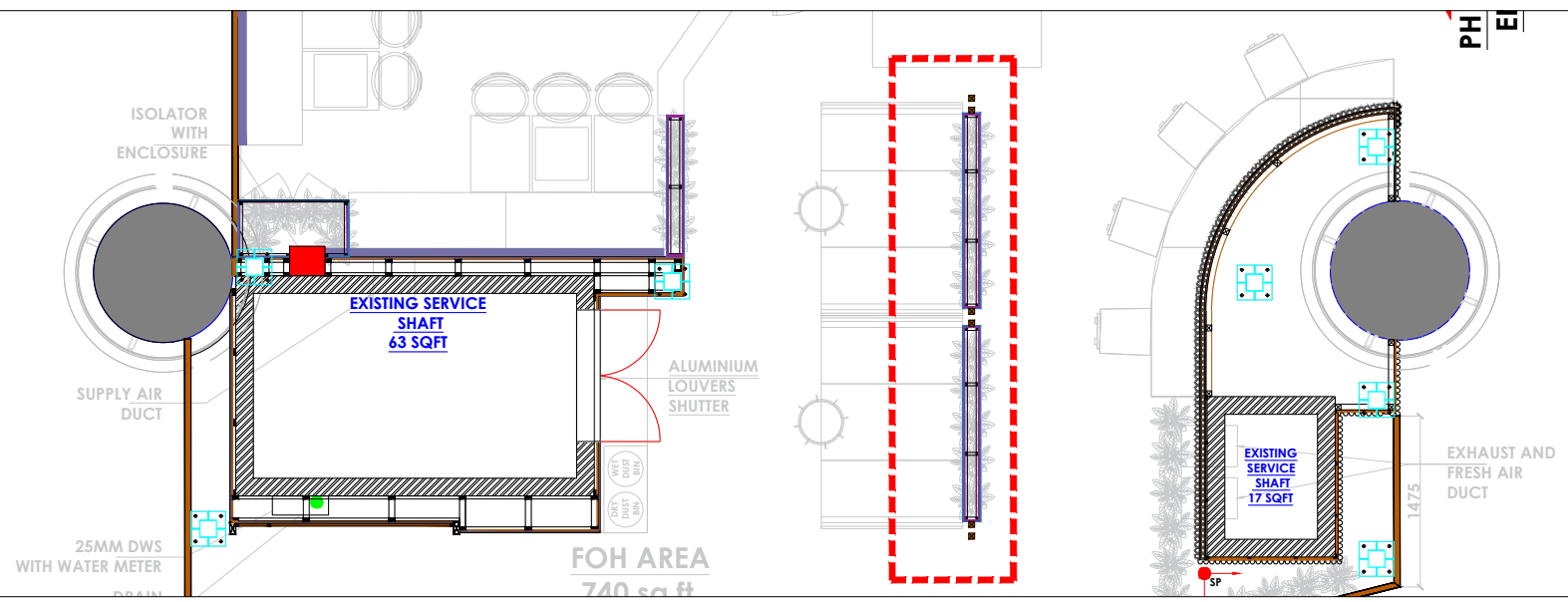
FRONT ELEVATION



914MM HT GYPSUM PARTITION ON 12MM THK PLY (FIRE RATED) WITH 25MM X 25MM THK ALUMINIUM FRAMEWORK TO BE FINISHED WITH CONCRETE FINISH PAINT- 8508 TOUCH OF BEIGE FROM ASIAN PAINTS

50MM X 50MM THK WOODEN MEMBER TO BE FINISHED WITH FIRE RATED POLISH MATCHING TO DARK BIRCH SHADE

PLAN



KEY PLAN

- NOTES :
1. FIGURED DIMENSIONS ARE TO BE USED IN PREFERENCE TO SCALED SIZES. ALL DIMENSIONS MUST BE CHECKED BEFORE COMMENCING WORK ON SITE.
 2. THIS DRAWINGS TO BE READ IN CONJUNCTION WITH ALL OTHER RELEVANT DRAWINGS.
 3. ALL PROPOSED WORKS TO BE CARRIED OUT IN ACCORDANCE WITH TECHNICAL SPECIFICATIONS AND SCHEDULES MENTIONED FOR INTERIOR WORKS.
 4. ALL WORK IS TO BE CARRIED OUT STRICTLY IN ACCORDANCE WITH ISI STANDARDS (WHERE APPLICABLE) & BEST TRADE PRACTICES. ALL WORK MUST SATISFY THE REQUIREMENTS OF THE LOCAL AUTHORITIES.
 5. WHITE WATER DESIGN STUDIO TO APPROVE ALL CONTRACTORS' SETTINGS OUT & ALL CO-ORDINATION SHOP DRAWINGS PRIOR TO ALL MANUFACTURERS, CONTRACTORS, INSTALLERS & SPECIALISTS TO BE RESPONSIBLE FOR ENSURING THAT ALL OF THEIR COMMENCEMENT OF INSTALLATION
 6. WORKS FULLY COMPLY WITH THE REQUIREMENTS OF THE LOCAL AUTHORITIES & FIRE DEPARTMENT & THAT ALL SAFETY STANDARDS ARE MET THROUGHOUT.
 7. ALL FIT-OUT CONTRACTORS & SPECIALISTS TO PREPARE FULL SHOP DRAWINGS WITH SPECIFIC REFERENCE TO SITE CONDITIONS FOR WHITE WATER DESIGN STUDIO APPROVAL PRIOR TO MANUFACTURE & INSTALLATION AS APPROPRIATE TO THEIR TASK.

KEY PLAN :

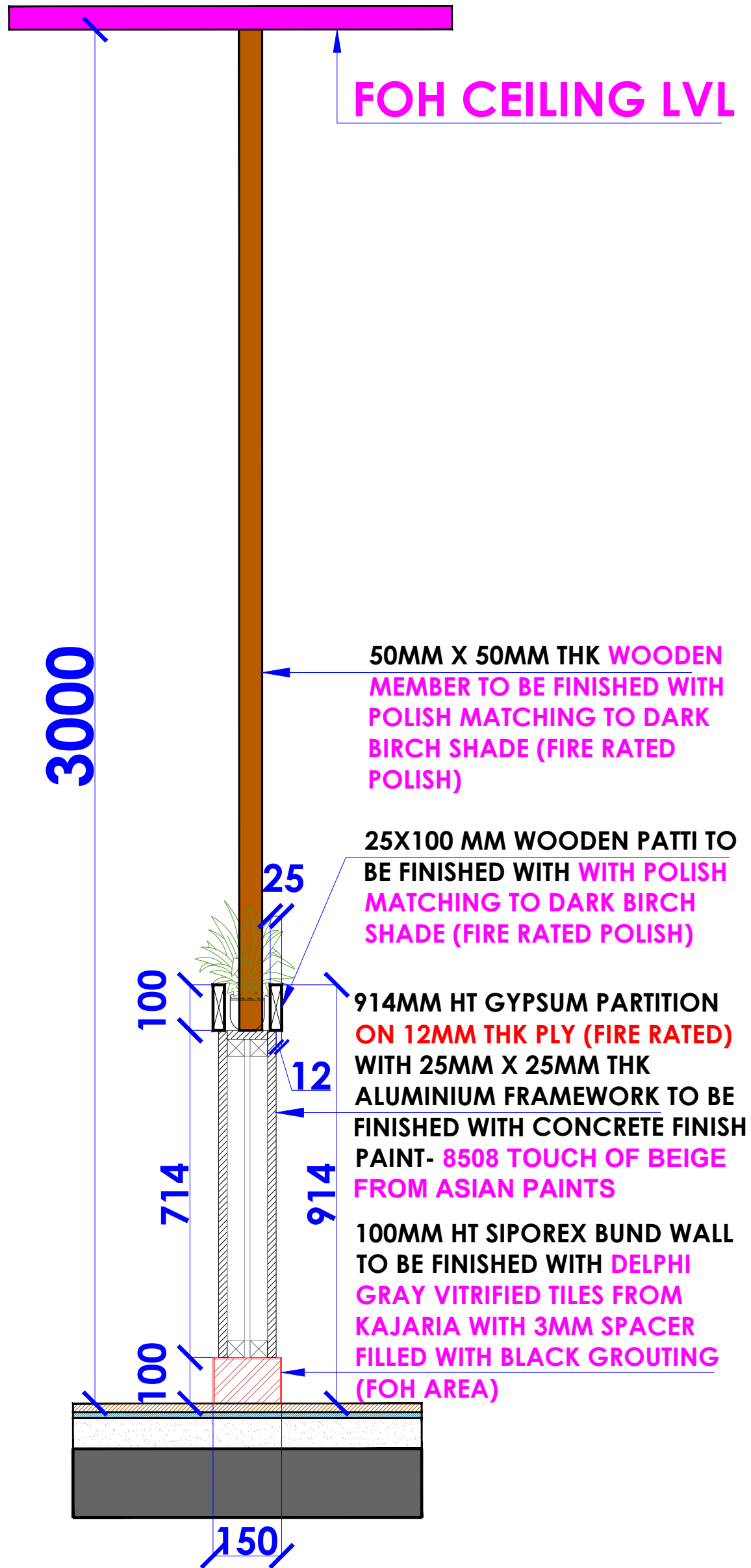
AMMENDMENTS :		
SNO.	REV. DATE	DESCRIPTION

DRAWING TITLE:
PARTITION DETAIL

DRAWING NO. : 09	DATE : 27-02-2024
SCALE : AS STATED	DRN. BY : PRATIKSHA
LOCATION : LEVEL F 027 - WEST - HYDERABAD	CHD. BY : SHILPA
PROJECT : PH - LEVEL F 027 - WEST - HYDERABAD	

CLIENT :
TRAVEL FOOD SERVICES

HEAD OFFICE:-
Anchorage, off Govandi Station Rd.
Near Amarnath Patil Ground, Govandi-(E)
Mumbai 400 088
TEL: +91 22 6740 7640.
Email: studio@whitewaterdesign.in



SECTION AA

NOTES :
THE COPYRIGHT OF THIS DRAWING REMAINS WITH WHITE WATER DESIGN STUDIO AND IT MAY NOT BE REPRODUCED IN ANY WHICH MANNER WITHOUT PRIOR WRITTEN CONSENT.

- FIGURED DIMENSIONS ARE TO BE USED IN PREFERENCES TO SCALED SIZES. ALL DIMENSIONS MUST BE CHECKED BEFORE COMMENCING WORK ON SITE.
- THIS DRAWINGS TO BE READ IN CONJUNCTION WITH ALL OTHER RELEVANT DRAWINGS.
- ALL PROPOSED WORKS TO BE CARRIED OUT IN ACCORDANCE WITH TECHNICAL SPECIFICATIONS AND SCHEDULES MENTIONED FOR INTERIOR WORKS.
- ALL WORK IS TO BE CARRIED OUT STRICTLY IN ACCORDANCE WITH ISI STANDARDS (WHERE APPLICABLE) & BEST TRADE PRACTICES. ALL WORK MUST SATISFY THE REQUIREMENTS OF THE LOCAL AUTHORITIES.
- WHITE WATER DESIGN STUDIO TO APPROVE ALL CONTRACTORS' SETTINGS OUT & ALL CO-ORDINATION SHOP DRAWINGS PRIOR TO ALL MANUFACTURERS, CONTRACTORS, INSTALLERS & SPECIALISTS TO BE RESPONSIBLE FOR ENSURING THAT ALL OF THEIR COMMENCEMENT OF INSTALLATION
- WORKS FULLY COMPLY WITH THE REQUIREMENTS OF THE LOCAL AUTHORITIES & FIRE DEPARTMENT & THAT ALL SAFETY STANDARDS ARE MET THROUGHOUT.
- ALL FIT-OUT CONTRACTORS & SPECIALISTS TO PREPARE FULL SHOP DRAWINGS WITH SPECIFIC REFERENCE TO SITE CONDITIONS FOR WHITE WATER DESIGN STUDIO APPROVAL PRIOR TO MANUFACTURE & INSTALLATION AS APPROPRIATE TO THEIR TASK.

KEY PLAN :



AMMENDMENTS :

SNO.	REV. DATE	DESCRIPTION

DRAWING TITLE:
PARTITION DETAIL

DRAWING NO :

10

DATE : 27-02-2024
SCALE : AS STATED
DRN. BY : PRATIKSHA
CHD. BY : SHILPA

LOCATION:
LEVEL F 027 - WEST - HYDERABAD

PROJECT:
PH - LEVEL F 027 - WEST - HYDERABAD

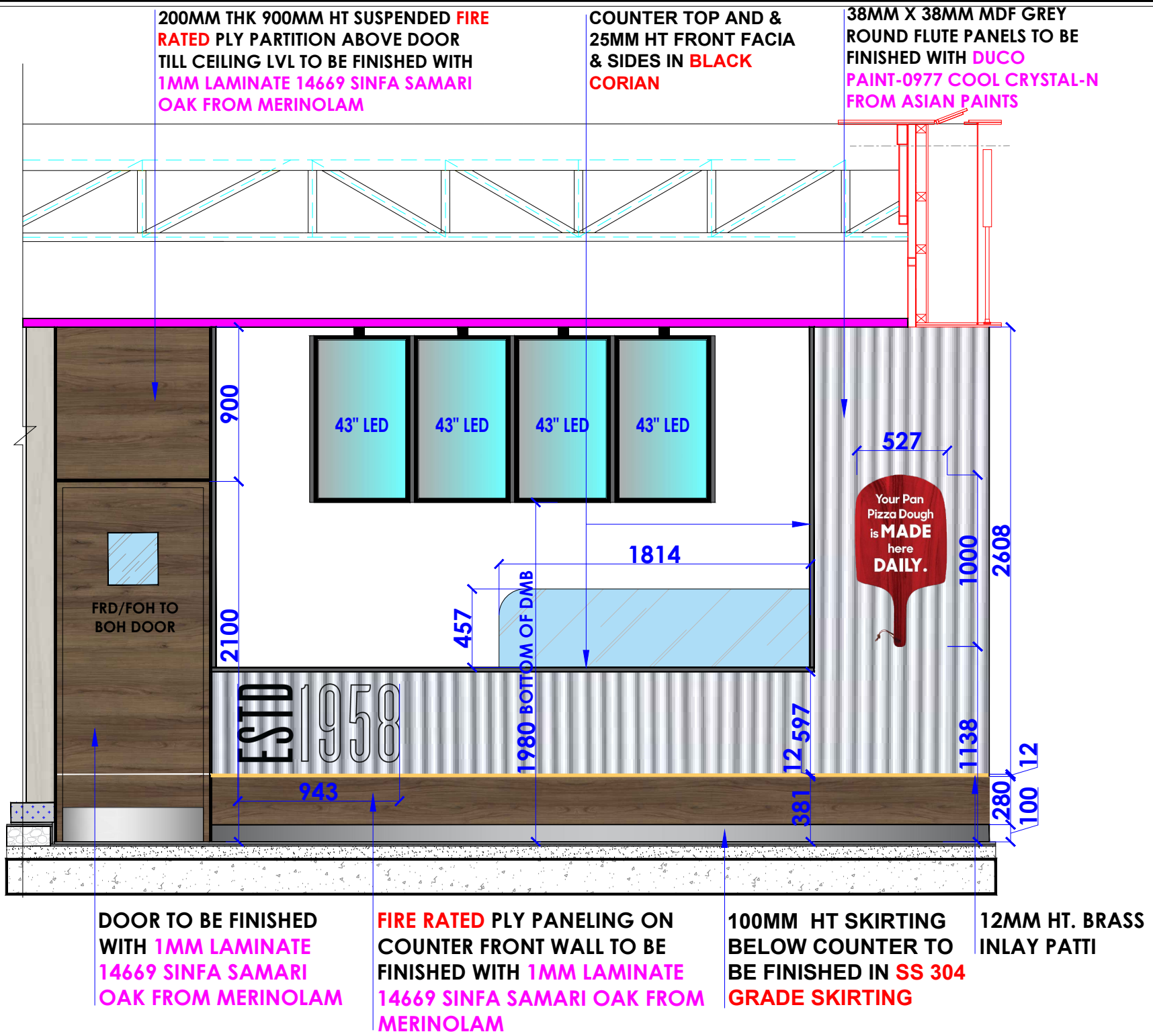
CLIENT :

TRAVEL FOOD SERVICES

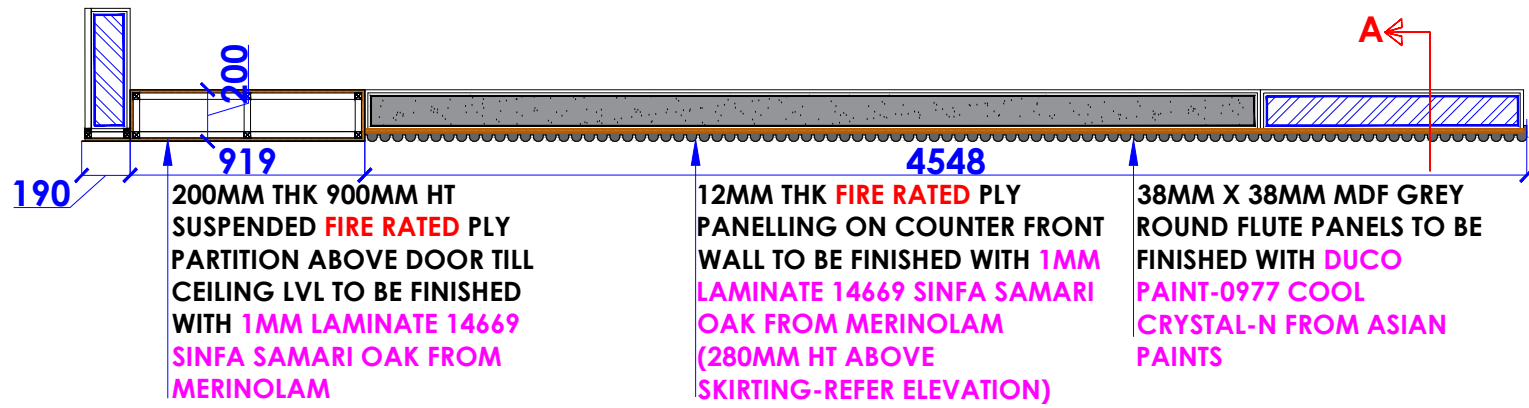
WHITE WATER
DESIGN STUDIO **R**

WW

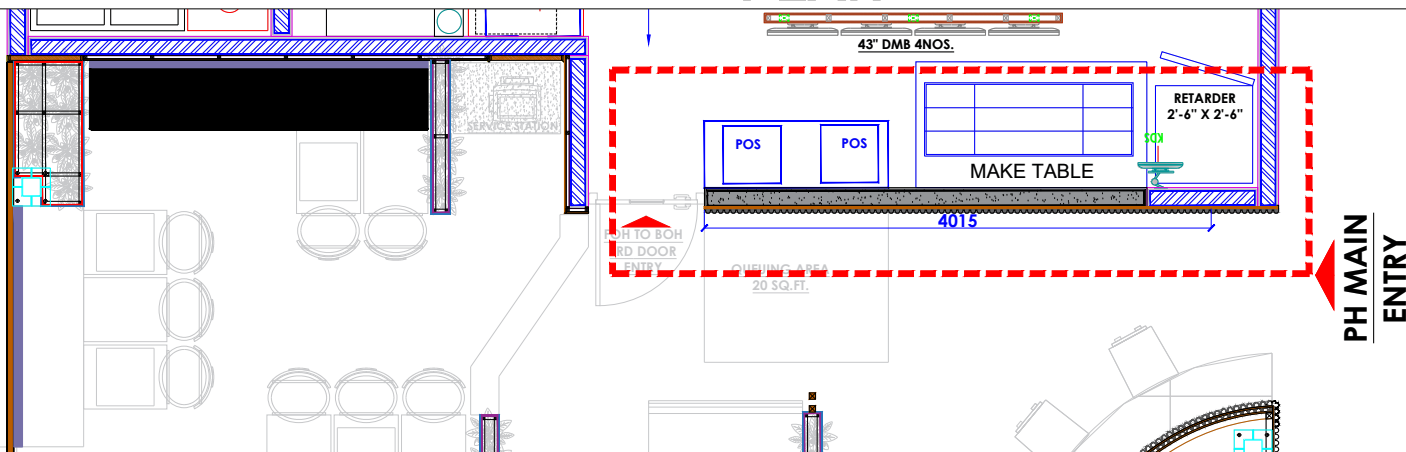
HEAD OFFICE:-
Anchorage, off Govandi Station Rd.
Near Amarnath Patil Ground, Govandi-(E)
Mumbai 400 088
TEL: +91 22 6740 7640.
Email: studio@whitewaterdesign.in



FRONT ELEVATION



PLAN



KEY PLAN

NOTES : THE COPYRIGHT OF THIS DRAWING REMAINS WITH WHITE WATER DESIGN STUDIO AND IT MAY NOT BE REPRODUCED IN ANY WHICH MANNER WITHOUT PRIOR WRITTEN CONSENT.

- FIGURED DIMENSIONS ARE TO BE USED IN PREFERENCES TO SCALED SIZES. ALL DIMENSIONS MUST BE CHECKED BEFORE COMMENCING WORK ON SITE.
- THIS DRAWINGS TO BE READ IN CONJUNCTION WITH ALL OTHER RELEVANT DRAWINGS.
- ALL PROPOSED WORKS TO BE CARRIED OUT IN ACCORDANCE WITH TECHNICAL SPECIFICATIONS AND SCHEDULES MENTIONED FOR INTERIOR WORKS.
- ALL WORK IS TO BE CARRIED OUT STRICTLY IN ACCORDANCE WITH ISI STANDARDS (WHERE APPLICABLE) & BEST TRADE PRACTICES. ALL WORK MUST SATISFY THE REQUIREMENTS OF THE LOCAL AUTHORITIES.
- WHITE WATER DESIGN STUDIO TO APPROVE ALL CONTRACTORS' SETTINGS OUT & ALL CO-ORDINATION SHOP DRAWINGS PRIOR TO ALL MANUFACTURERS, CONTRACTORS, INSTALLERS & SPECIALISTS TO BE RESPONSIBLE FOR ENSURING THAT ALL OF THEIR COMMENCEMENT OF INSTALLATION
- WORKS FULLY COMPLY WITH THE REQUIREMENTS OF THE LOCAL AUTHORITIES & FIRE DEPARTMENT & THAT ALL SAFETY STANDARDS ARE MET THROUGHOUT.
- ALL FIT-OUT CONTRACTORS & SPECIALISTS TO PREPARE FULL SHOP DRAWINGS WITH SPECIFIC REFERENCE TO SITE CONDITIONS FOR WHITE WATER DESIGN STUDIO APPROVAL PRIOR TO MANUFACTURE & INSTALLATION AS APPROPRIATE TO THEIR TASK.

KEY PLAN :



AMMENDMENTS :

SNO.	REV. DATE	DESCRIPTION

DRAWING TITLE : PARTITION DETAIL

DRAWING NO :

11

DATE : 27-02-2024
SCALE : AS STATED
DRN. BY : PRATIKSHA
CHD. BY : SHILPA

LOCATION : LEVEL F 027 - WEST - HYDERABAD

PROJECT : PH - LEVEL F 027 - WEST - HYDERABAD

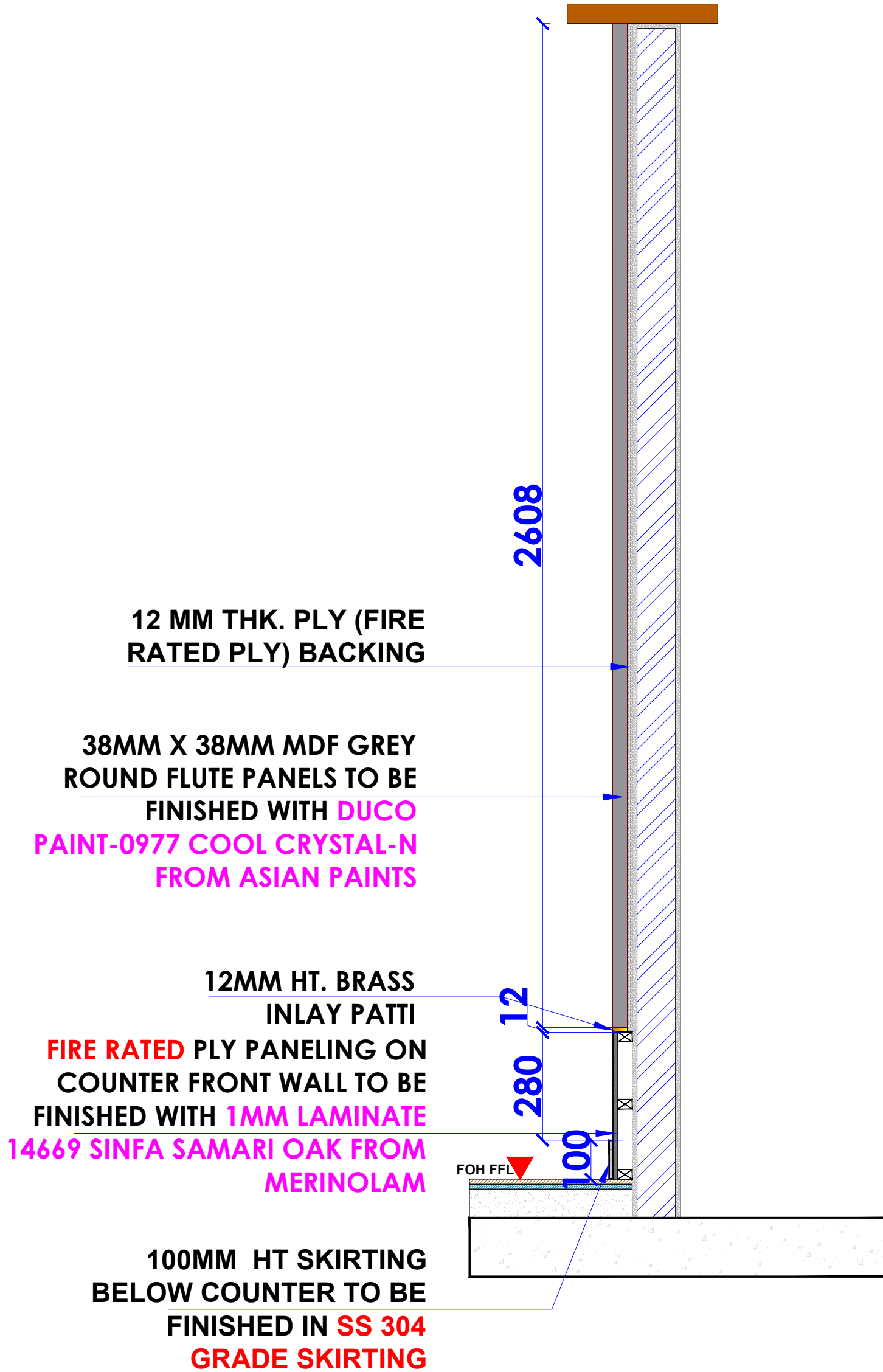
CLIENT :

TRAVEL FOOD SERVICES

WHITE WATER DESIGN STUDIO

WW

HEAD OFFICE:-
Anchorage, off Govandi Station Rd.
Near Amarnath Patil Ground, Govandi-(E)
Mumbai 400 088
TEL: +91 22 6740 7640.
Email: studio@whitewaterdesign.in



SECTION AA

NOTES :
THE COPYRIGHT OF THIS DRAWING REMAINS WITH WHITE WATER DESIGN STUDIO AND IT MAY NOT BE REPRODUCED IN ANY WHICH MANNER WITHOUT PRIOR WRITTEN CONSENT.

- FIGURED DIMENSIONS ARE TO BE USED IN PREFERENCES TO SCALED SIZES. ALL DIMENSIONS MUST BE CHECKED BEFORE COMMENCING WORK ON SITE.
- THIS DRAWINGS TO BE READ IN CONJUNCTION WITH ALL OTHER RELEVANT DRAWINGS.
- ALL PROPOSED WORKS TO BE CARRIED OUT IN ACCORDANCE WITH TECHNICAL SPECIFICATIONS AND SCHEDULES MENTIONED FOR INTERIOR WORKS.
- ALL WORK IS TO BE CARRIED OUT STRICTLY IN ACCORDANCE WITH ISI STANDARDS (WHERE APPLICABLE) & BEST TRADE PRACTICES. ALL WORK MUST SATISFY THE REQUIREMENTS OF THE LOCAL AUTHORITIES.
- WHITE WATER DESIGN STUDIO TO APPROVE ALL CONTRACTORS' SETTINGS OUT & ALL CO-ORDINATION SHOP DRAWINGS PRIOR TO ALL MANUFACTURERS, CONTRACTORS, INSTALLERS & SPECIALISTS TO BE RESPONSIBLE FOR ENSURING THAT ALL OF THEIR COMMENCEMENT OF INSTALLATION
- WORKS FULLY COMPLY WITH THE REQUIREMENTS OF THE LOCAL AUTHORITIES & FIRE DEPARTMENT & THAT ALL SAFETY STANDARDS ARE MET THROUGHOUT.
- ALL FIT-OUT CONTRACTORS & SPECIALISTS TO PREPARE FULL SHOP DRAWINGS WITH SPECIFIC REFERENCE TO SITE CONDITIONS FOR WHITE WATER DESIGN STUDIO APPROVAL PRIOR TO MANUFACTURE & INSTALLATION AS APPROPRIATE TO THEIR TASK.

KEY PLAN :



AMMENDMENTS :

SNO.	REV. DATE	DESCRIPTION

DRAWING TITLE:
PARTITION DETAIL

DRAWING NO :

12

DATE : 27-02-2024
SCALE : AS STATED
DRN. BY : PRATIKSHA
CHD. BY : SHILPA

LOCATION :

LEVEL F 027 - WEST - HYDERABAD

PROJECT :

PH - LEVEL F 027 - WEST - HYDERABAD

CLIENT :

TRAVEL FOOD SERVICES

WHITE WATER R
DESIGN STUDIO

WW

HEAD OFFICE:-
Anchorage, off Govandi Station Rd.
Near Amarnath Patil Ground, Govandi-(E)
Mumbai 400 088
TEL: +91 22 6740 7640.
Email: studio@whitewaterdesign.in

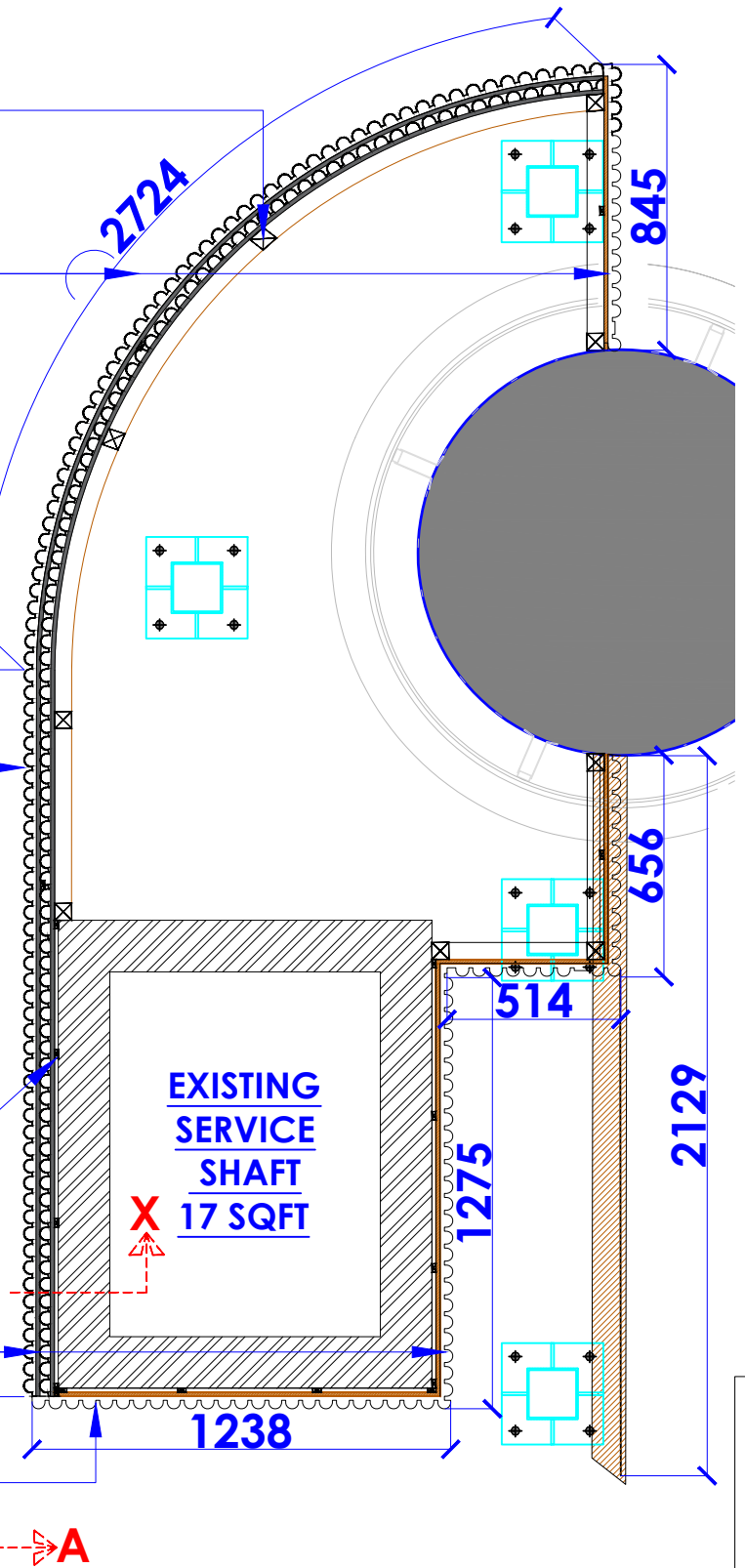
50MM X 50MM ALUMINIUM FRAMING

38MM X 38MM MDF GREY ROUND FLUTE PANELS TO BE FINISHED WITH DUCO PAINT-0977 COOL CRYSTAL-N FROM ASIAN PAINTS ON 12MM THK FIRE RATED PLY WITH 50MM X 50MM ALUMINIUM FRAMING TILL CEILING LVL

12MM THK FIRE RATED PLY PANELLING TO BE FINISHED WITH 1MM LAMINATE 14669 SINFA SAMARI OAK FROM MERINOLAM (TILL 280MM HT ABOVE SKIRTING-REFER ELEVATION)

12MM X 25MM ALUMINIUM FRAMING

38MM X 38MM MDF GREY ROUND FLUTE PANELS TO BE FINISHED WITH DUCO PAINT-0977 COOL CRYSTAL-N FROM ASIAN PAINTS ON 12MM THK FIRE RATED PLY OVER 25MM X 12MM ALUMINIUM FRAMING TILL CEILING LVL



PLAN

12MM X 25MM ALUMINIUM FRAMING

12 MM THK. PLY (FIRE RATED PLY) BACKING
38MM X 38MM MDF GREY ROUND FLUTE PANELS TO BE FINISHED WITH DUCO PAINT-0977 COOL CRYSTAL-N FROM ASIAN PAINTS

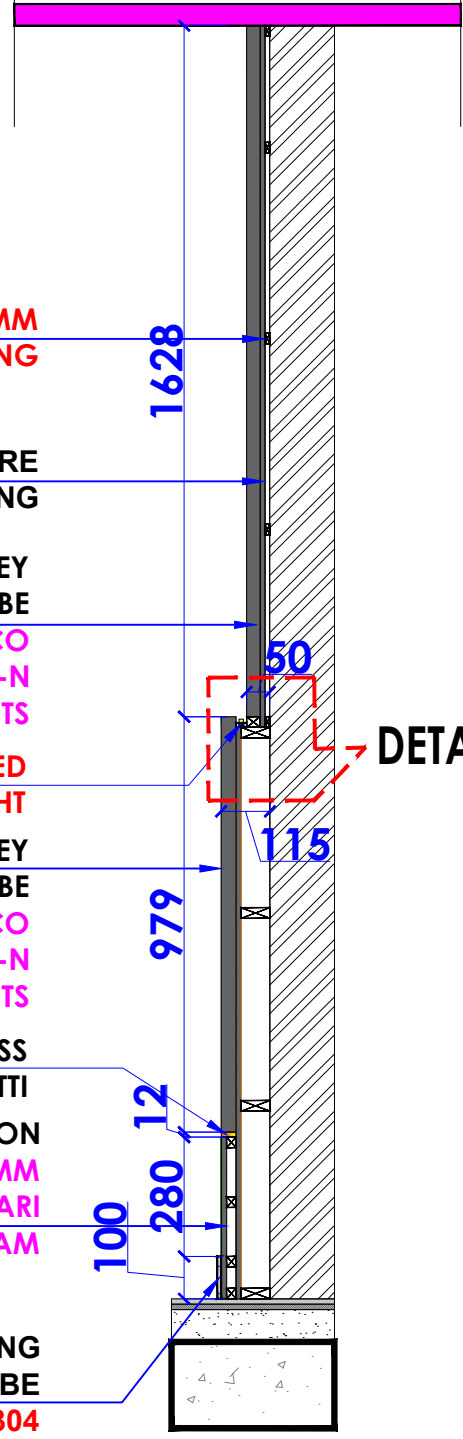
INDIRECT LED STRIP LIGHT

38MM X 38MM MDF GREY ROUND FLUTE PANELS TO BE FINISHED WITH DUCO PAINT-0977 COOL CRYSTAL-N FROM ASIAN PAINTS

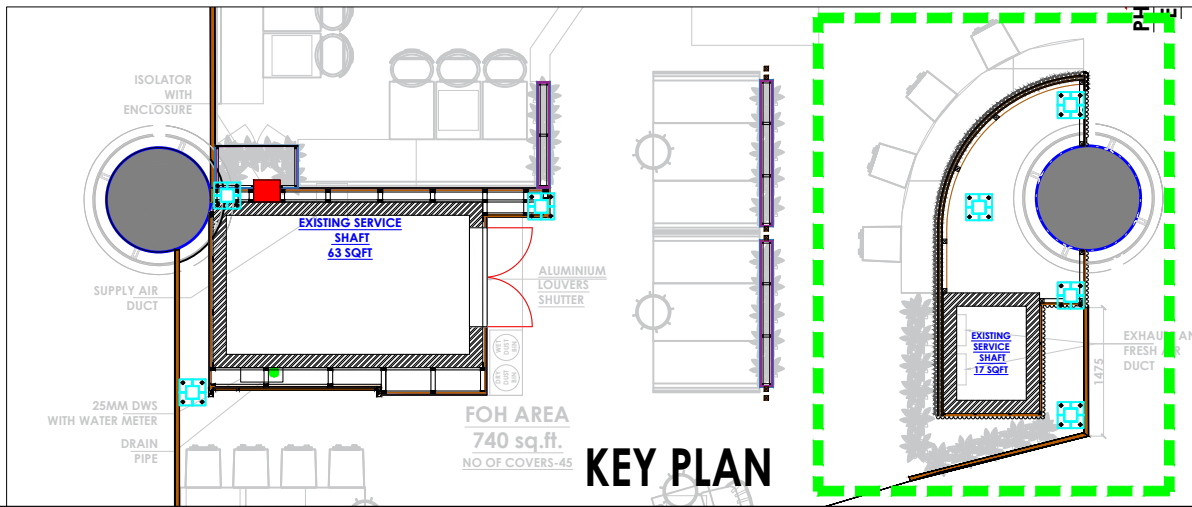
12MM HT. BRASS INLAY PATTI

FIRE RATED PLY PANELING ON WALL TO BE FINISHED WITH 1MM LAMINATE 14669 SINFA SAMARI OAK FROM MERINOLAM

100MM HT SKIRTING BELOW COUNTER TO BE FINISHED IN SS 304 GRADE SKIRTING



SECTION X



KEY PLAN

- NOTES :**
1. FIGURED DIMENSIONS ARE TO BE USED IN PREFERENCE TO SCALED SIZES. ALL DIMENSIONS MUST BE CHECKED BEFORE COMMENCING WORK ON SITE.
 2. THIS DRAWINGS TO BE READ IN CONJUNCTION WITH ALL OTHER RELEVANT DRAWINGS.
 3. ALL PROPOSED WORKS TO BE CARRIED OUT IN ACCORDANCE WITH TECHNICAL SPECIFICATIONS AND SCHEDULES MENTIONED FOR INTERIOR WORKS.
 4. READ THIS DRAWING IN CONJUNCTION WITH ALL CONSULTANTS' & SPECIALISTS' DRAWINGS, DETAILS, SCHEDULES & SPECIFICATIONS FOR:
 - i. SPRINKLER INSTALLATION
 - ii. AUTOMATIC FIRE DETECTION SYSTEMS
 - iii. AIR CONDITIONING SYSTEM & DISTRIBUTION (HVAC)
 - iv. EMERGENCY LIGHTING
 - v. PRIMARY WIRING DESIGN & DISTRIBUTION
 5. ALL WORK IS TO BE CARRIED OUT STRICTLY IN ACCORDANCE WITH IS STANDARDS (WHERE APPLICABLE) & BEST TRADE PRACTICES. ALL WORK MUST SATISFY THE REQUIREMENTS OF THE LOCAL AUTHORITIES.
 6. WHITE WATER DESIGN STUDIO TO APPROVE ALL CONTRACTORS' SETTINGS OUT & ALL CO-ORDINATION SHOP DRAWINGS PRIOR TO ALL MANUFACTURERS, CONTRACTORS, INSTALLERS & SPECIALISTS TO BE RESPONSIBLE FOR ENSURING THAT ALL OF THEIR COMMENCEMENT OF INSTALLATION
 7. WORKS FULLY COMPLY WITH THE REQUIREMENTS OF THE LOCAL AUTHORITIES & FIRE DEPARTMENT & THAT ALL SAFETY STANDARDS ARE MET THROUGHOUT.
 8. ALL FIT-OUT CONTRACTORS & SPECIALISTS TO PREPARE FULL SHOP DRAWINGS WITH SPECIFIC REFERENCE TO SITE CONDITIONS FOR WHITE WATER DESIGN STUDIO APPROVAL PRIOR TO MANUFACTURE & INSTALLATION AS APPROPRIATE TO THEIR TASK.

KEY PLAN :

AMMENDMENTS :

S.NO.	REV. DATE	DESCRIPTION

DRAWING NO : 13

DRAWING TITLE :
PARTITION DETAIL

LOCATION :
LVL-WEST-(ISHA FF-27)

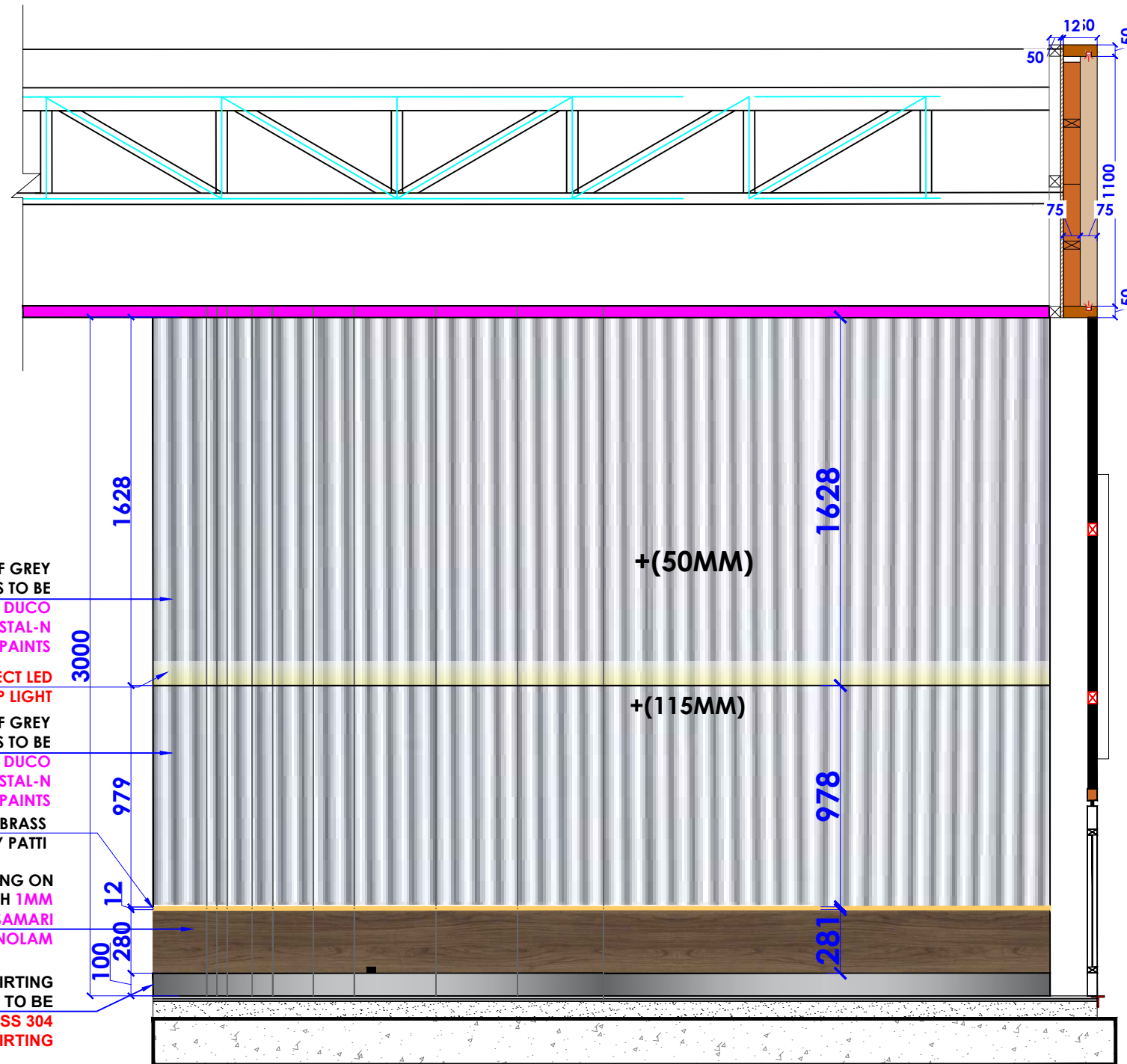
DATE : 27-02-2024
SCALE : NTS
DRN. BY : PRATIKSHA
CHKD. BY : QAISAR

PROJECT :
HYDERABAD AIRPORT

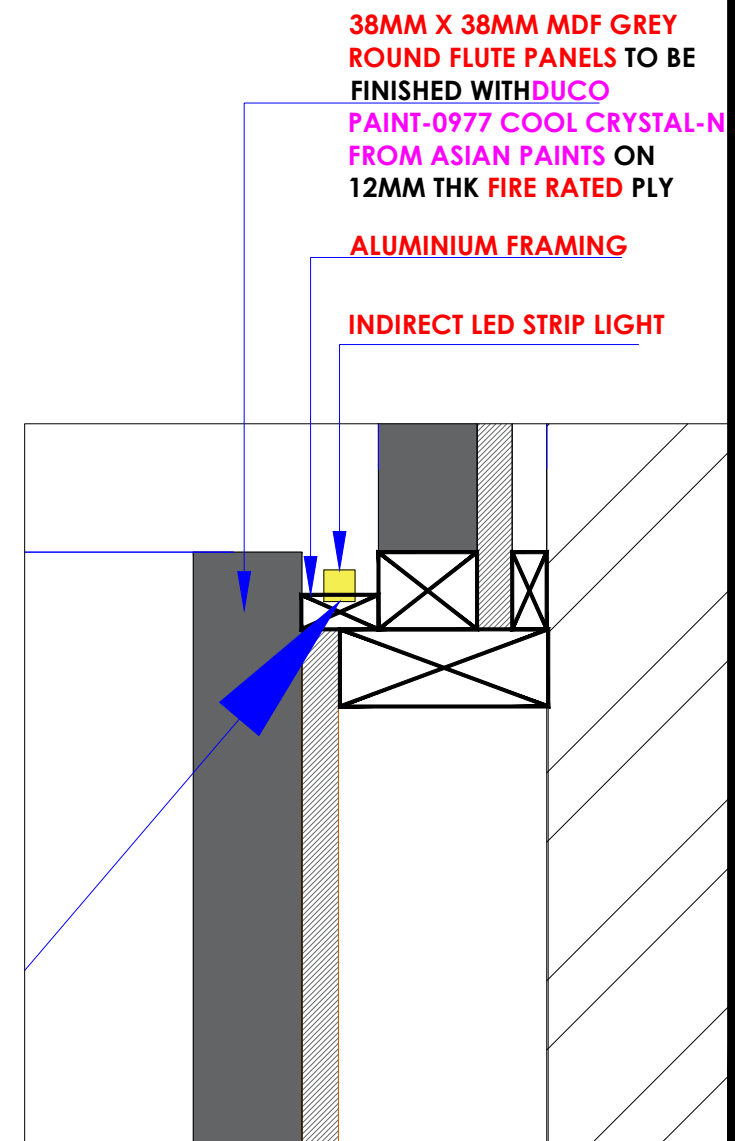
CLIENT :
TRAVELS FOOD SERVICES

WHITE WATER DESIGN STUDIO R

HEAD OFFICE:-
Anchorage, off Govandi Station Rd
Near Amarnath Patil Ground, Govandi-(E)
Mumbai 400 088
TEL: +91 22 6740 7640.
Email: studio@whitewaterdesign.in



FRONT ELEVATION



DETAIL A

- NOTES :**
1. THE COPYRIGHT OF THIS DRAWING REMAINS WITH WHITE WATER DESIGN STUDIO AND IT MAY NOT BE REPRODUCED IN ANY WHICH MANNER WITHOUT PRIOR WRITTEN CONSENT.
 2. FIGURED DIMENSIONS ARE TO BE USED IN PREFERENCE TO SCALED SIZES. ALL DIMENSIONS MUST BE CHECKED BEFORE COMMENCING WORK ON SITE.
 3. THIS DRAWINGS TO BE READ IN CONJUNCTION WITH ALL OTHER RELEVANT DRAWINGS.
 4. ALL PROPOSED WORKS TO BE CARRIED OUT IN ACCORDANCE WITH TECHNICAL SPECIFICATIONS AND SCHEDULES MENTIONED FOR INTERIOR WORKS.
 5. READ THIS DRAWING IN CONJUNCTION WITH ALL CONSULTANTS' & SPECIALISTS' DRAWINGS, DETAILS, SCHEDULES & SPECIFICATIONS FOR :
i. SPRINKLER INSTALLATION
ii. AUTOMATIC FIRE DETECTION SYSTEMS
iii. AIR CONDITIONING SYSTEM & DISTRIBUTION (HVAC)
iv. EMERGENCY LIGHTING
v. PRIMARY WIRING DESIGN & DISTRIBUTION
 6. ALL WORK IS TO BE CARRIED OUT STRICTLY IN ACCORDANCE WITH IS STANDARDS (WHERE APPLICABLE) & BEST TRADE PRACTICES. ALL WORK MUST SATISFY THE REQUIREMENTS OF THE LOCAL AUTHORITIES.
 7. WHITE WATER DESIGN STUDIO TO APPROVE ALL CONTRACTORS' SETTINGS OUT & ALL CO-ORDINATION SHOP DRAWINGS PRIOR TO ALL MANUFACTURERS, CONTRACTORS, INSTALLERS & SPECIALISTS TO BE RESPONSIBLE FOR ENSURING THAT ALL OF THEIR COMMENCEMENT OF INSTALLATION
 8. WORKS FULLY COMPLY WITH THE REQUIREMENTS OF THE LOCAL AUTHORITIES & FIRE DEPARTMENT & THAT ALL SAFETY STANDARDS ARE MET THROUGHOUT.
 9. ALL FIT-OUT CONTRACTORS & SPECIALISTS TO PREPARE FULL SHOP DRAWINGS WITH SPECIFIC REFERENCE TO SITE CONDITIONS FOR WHITE WATER DESIGN STUDIO APPROVAL PRIOR TO MANUFACTURE & INSTALLATION AS APPROPRIATE TO THEIR TASK.



AMMENDMENTS :

S.NO.	REV.DATE	DESCRIPTION

DRAWING NO : 14

DRAWING TITLE :
PARTITION DETAIL

LOCATION :
LVL-WEST-(ISHA FF-27)

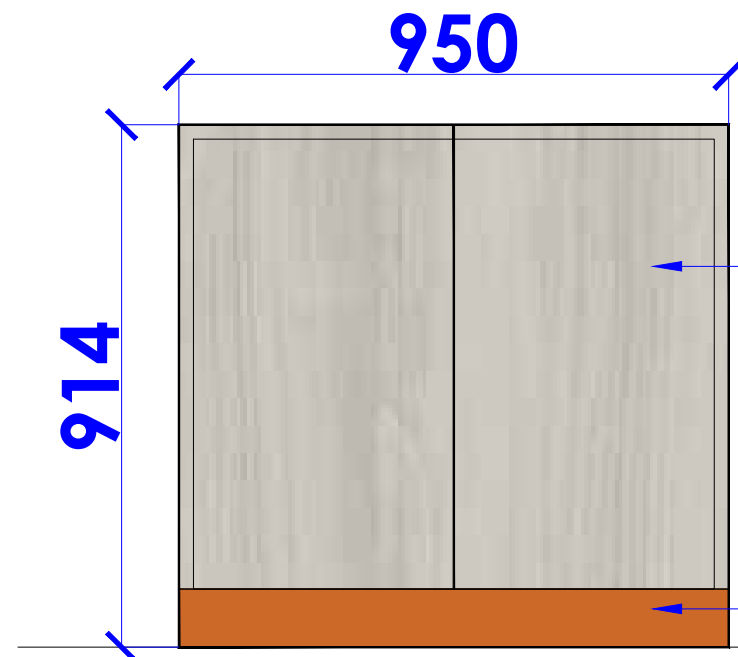
DATE : 27-02-2024
SCALE : NTS
DRN. BY : PRATIKSHA
CHKD. BY : QAISAR

PROJECT :
HYDERABAD AIRPORT

CLIENT :
TRAVELS FOOD SERVICES



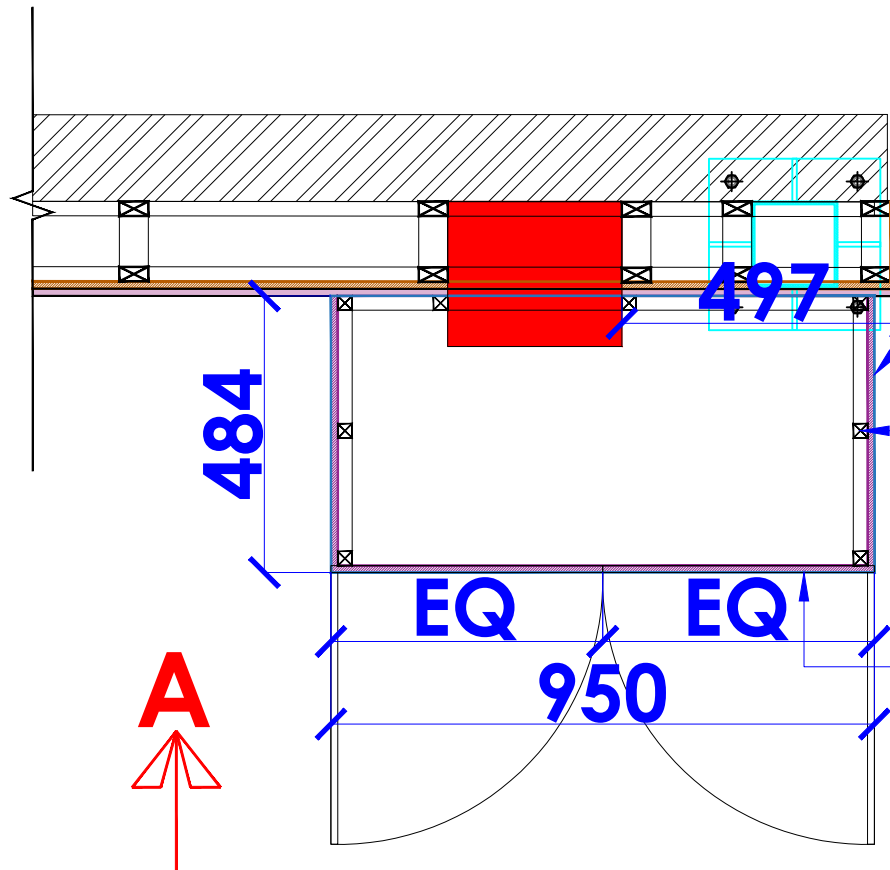
HEAD OFFICE :-
Anchorage, off Govandi Station Rd
Near Amarnath Patil Ground, Govandi-(E)
Mumbai 400 088
TEL: +91 22 6740 7640.
Email: studio@whitewaterdesign.in



ELEVATION

914MM HT 12MM PLY (FIRE RATED) BOXING WITH SHUTTERS FOR ACCESS OF ISOLATOR ON 25MM X 25MM THK ALUMINIUM FRAMEWORK TO BE FINISHED WITH 1MM THK LAMINATE 14689 WINTER SAMSARA MAPLE FROM MERINOLAM

L-847 EXOTIC BEACHWOOD WOODEN FLOORING FROM ROYALE TOUCHE SKIRTING

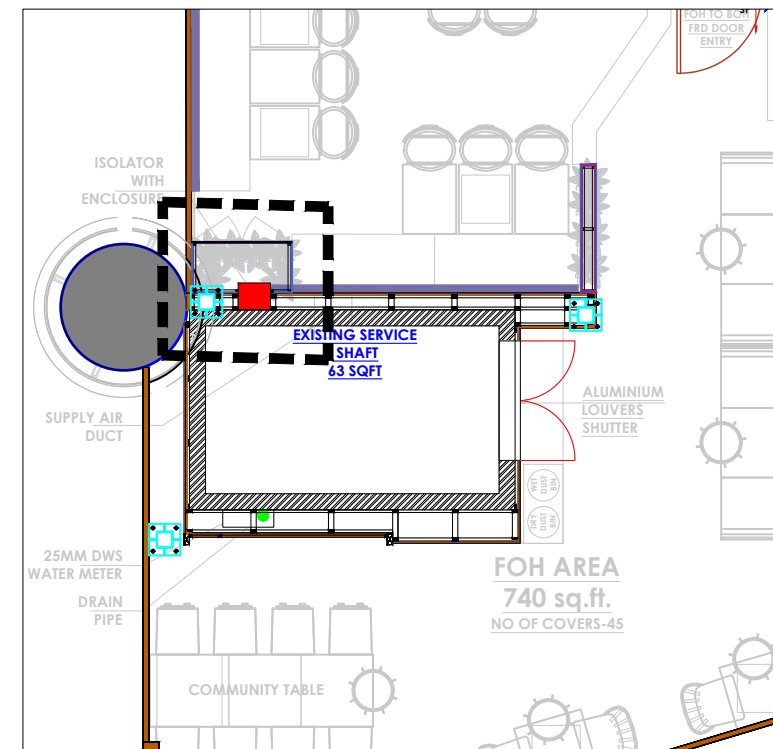


PLAN

12MM PLY (FIRE RATED) TO BE FINISHED WITH 1MM THK LAMINATE 14689 WINTER SAMSARA MAPLE FROM MERINOLAM

25MM X 25MM THK ALUMINIUM FRAMEWORK

SHUTTERS FOR ACCESS OF ISOLATOR



KEY PLAN

NOTES :

- THE COPYRIGHT OF THIS DRAWING REMAINS WITH WHITE WATER DESIGN STUDIO AND IT MAY NOT BE REPRODUCED IN ANY WHICH MANNER WITHOUT PRIOR WRITTEN CONSENT.
- FIGURED DIMENSIONS ARE TO BE USED IN PREFERENCE TO SCALED SIZES. ALL DIMENSIONS MUST BE CHECKED BEFORE COMMENCING WORK ON SITE.
 - THIS DRAWINGS TO BE READ IN CONJUNCTION WITH ALL OTHER RELEVANT DRAWINGS.
 - ALL PROPOSED WORKS TO BE CARRIED OUT IN ACCORDANCE WITH TECHNICAL SPECIFICATIONS AND SCHEDULES MENTIONED FOR INTERIOR WORKS.
 - READ THIS DRAWING IN CONJUNCTION WITH ALL CONSULTANTS' & SPECIALISTS' DRAWINGS, DETAILS, SCHEDULES & SPECIFICATIONS FOR :
 i. SPRINKLER INSTALLATION
 ii. AUTOMATIC FIRE DETECTION SYSTEMS
 iii. AIR CONDITIONING SYSTEM & DISTRIBUTION (HVAC)
 iv. EMERGENCY LIGHTING
 v. PRIMARY WIRING DESIGN & DISTRIBUTION
 - ALL WORK IS TO BE CARRIED OUT STRICTLY IN ACCORDANCE WITH IS STANDARDS (WHERE APPLICABLE) & BEST TRADE PRACTICES. ALL WORK MUST SATISFY THE REQUIREMENTS OF THE LOCAL AUTHORITIES.
 - WHITE WATER DESIGN STUDIO TO APPROVE ALL CONTRACTORS' SETTINGS OUT & ALL CO-ORDINATION SHOP DRAWINGS PRIOR TO ALL MANUFACTURERS, CONTRACTORS, INSTALLERS & SPECIALISTS TO BE RESPONSIBLE FOR ENSURING THAT ALL OF THEIR COMMENCEMENT OF INSTALLATION
 - WORKS FULLY COMPLY WITH THE REQUIREMENTS OF THE LOCAL AUTHORITIES & FIRE DEPARTMENT & THAT ALL SAFETY STANDARDS ARE MET THROUGHOUT.
 - ALL FIT-OUT CONTRACTORS & SPECIALISTS TO PREPARE FULL SHOP DRAWINGS WITH SPECIFIC REFERENCE TO SITE CONDITIONS FOR WHITE WATER DESIGN STUDIO APPROVAL PRIOR TO MANUFACTURE & INSTALLATION AS APPROPRIATE TO THEIR TASK.

KEY PLAN :



AMMENDMENTS :

S.NO.	REV. DATE	DESCRIPTION

DRAWING NO :

15

DRAWING TITLE :

PARTITION DETAIL

LOCATION :

LVL-WEST-(ISHA FF-27)

DATE : 27-02-2024
 SCALE : NTS
 DRN. BY : PRATIKSHA
 CHKD. BY : QAISAR

PROJECT :

HYDERABAD AIRPORT

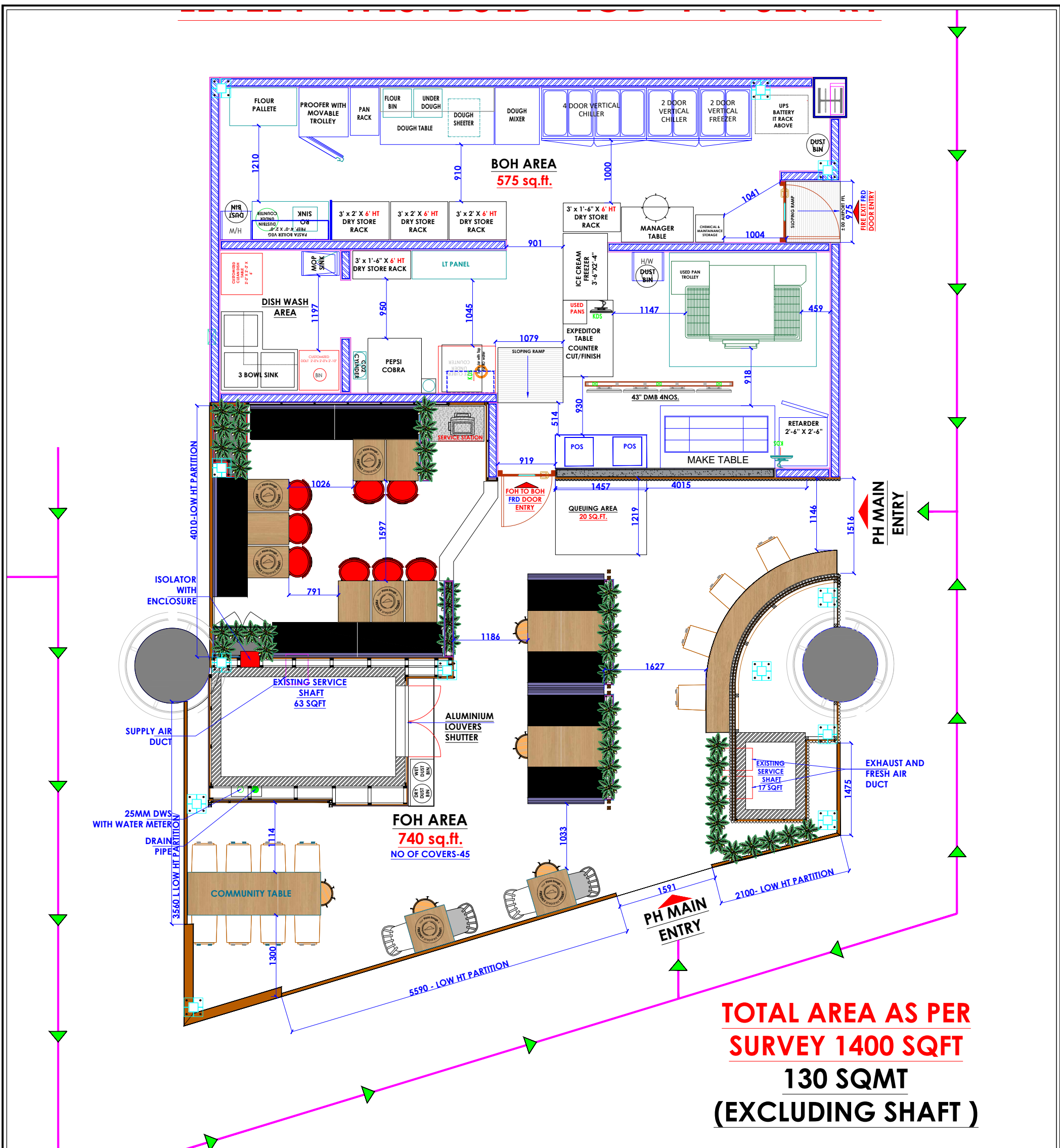
CLIENT :

TRAVELS FOOD SERVICES

WHITE WATER R
 DESIGN STUDIO



HEAD OFFICE:-
 Anchorage, off Govandi Station Rd
 Near Amarnath Patil Ground, Govandi-(E)
 Mumbai 400 088
 TEL: +91 22 6740 7640.
 Email: studio@whitewaterdesign.in



AREA LEGEND -

TOTAL AREA	1400 SQ. FT.
BOH AREA	575 SQ. FT.
FOH AREA	740 SQ. FT.
NO. OF COVERS	45 NOS.

NOTES:
THE COPYRIGHT OF THIS DRAWING REMAINS WITH WHITE WATER DESIGN STUDIO AND IT MAY NOT BE REPRODUCED IN ANY WHICH MANNER WITHOUT PRIOR WRITTEN CONSENT.

- FIGURED DIMENSIONS ARE TO BE USED IN PREFERENCE TO SCALED SIZES. ALL DIMENSIONS MUST BE CHECKED BEFORE COMMENCING WORK ON SITE.
- THIS DRAWINGS TO BE READ IN CONJUNCTION WITH ALL OTHER RELEVANT DRAWINGS.
- ALL PROPOSED WORKS TO BE CARRIED OUT IN ACCORDANCE WITH TECHNICAL SPECIFICATIONS AND SCHEDULES MENTIONED FOR INTERIOR WORKS.
- ALL WORK IS TO BE CARRIED OUT STRICTLY IN ACCORDANCE WITH ISI STANDARDS (WHERE APPLICABLE) & BEST TRADE PRACTICES. ALL WORK MUST SATISFY THE REQUIREMENTS OF THE LOCAL AUTHORITIES.
- WHITE WATER DESIGN STUDIO TO APPROVE ALL CONTRACTORS' SETTINGS OUT & ALL CO-ORDINATION SHOP DRAWINGS PRIOR TO ALL MANUFACTURERS, CONTRACTORS, INSTALLERS & SPECIALISTS TO BE RESPONSIBLE FOR ENSURING THAT ALL OF THEIR COMMENCEMENT OF INSTALLATION
- WORKS FULLY COMPLY WITH THE REQUIREMENTS OF THE LOCAL AUTHORITIES & FIRE DEPARTMENT & THAT ALL SAFETY STANDARDS ARE MET THROUGHOUT.
- ALL FIT-OUT CONTRACTORS & SPECIALISTS TO PREPARE FULL SHOP DRAWINGS WITH SPECIFIC REFERENCE TO SITE CONDITIONS FOR WHITE WATER DESIGN STUDIO APPROVAL PRIOR TO MANUFACTURE & INSTALLATION AS APPROPRIATE TO THEIR TASK.

KEY PLAN :



AMMENDMENTS :

SNO.	REV. DATE	DESCRIPTION

DRAWING TITLE:
FURNITURE LAYOUT

DRAWING NO.:

17

DATE : 27-02-2024
SCALE : AS STATED
DRN. BY : PRATIKSHA
CHD. BY : SHILPA

LOCATION:
LEVEL F 027 - WEST - HYDERABAD

PROJECT:
PH - LEVEL F 027 - WEST - HYDERABAD

CLIENT:

TRAVEL FOOD SERVICES

WHITE WATER
DESIGN STUDIO



HEAD OFFICE:-
Anchorage, off Govandi Station Rd.
Near Amarnath Patil Ground, Govandi-(E)
Mumbai 400 088
TEL: +91 22 6740 7640.
Email: studio@whitewaterdesign.in

FURNITURE QTY.LIST

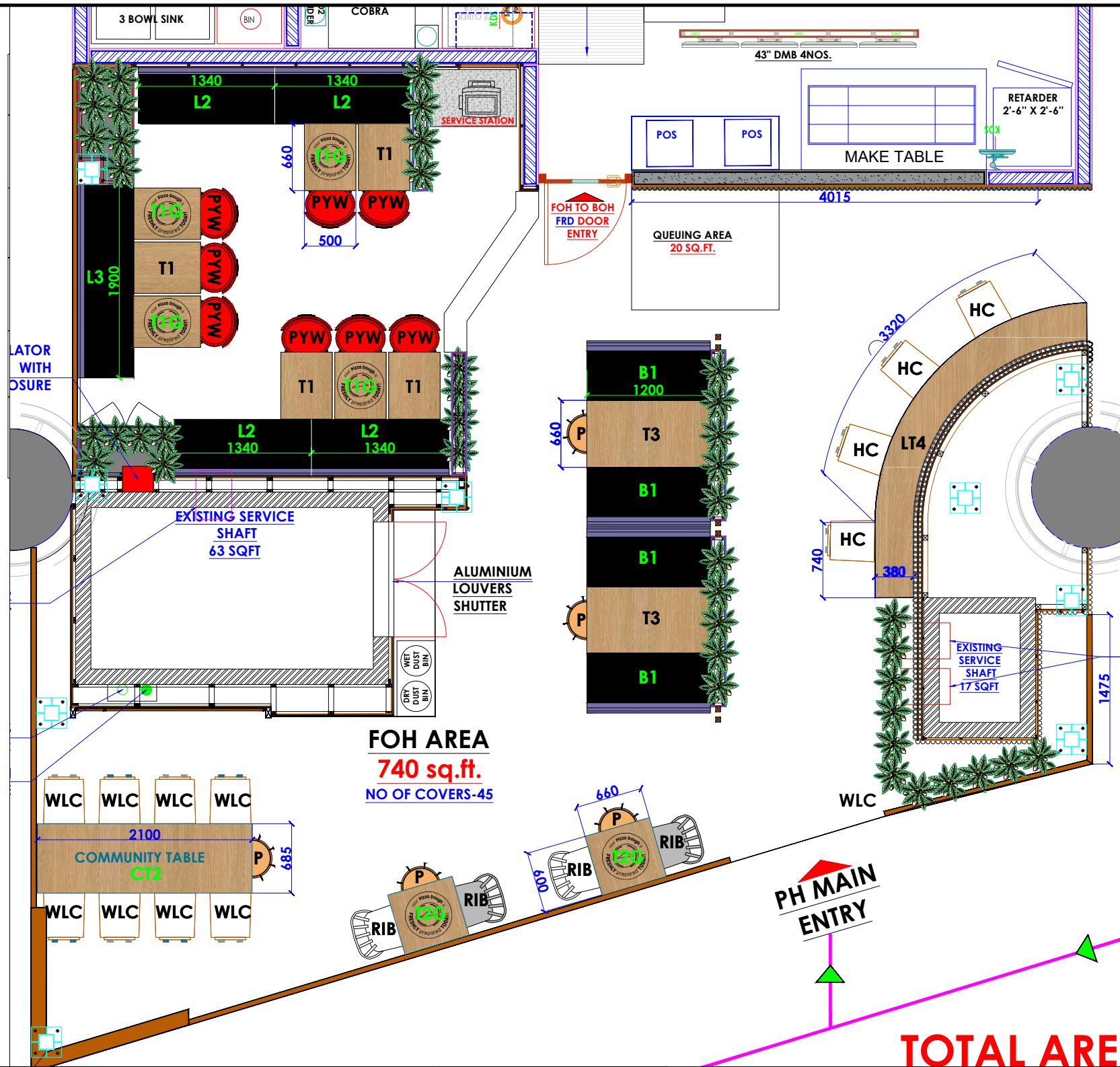
SYMBOL	DESCRIPTION	QTY.NOS
T1	TWO SEATER TABLE TABLE TOP LAMINATE (8844 FORMICA AGED ASH)	04 NOS
T1G	TWO SEATER TABLE WITH GRAPHIC	04 NOS
T2G	TWO SEATER TABLE WITH GRAPHIC	02 NOS
T3	FOUR SEATER TABLE	02 NOS
P	POUFFE-RED TOP	05 NOS
B1	TWO SEATER BENCH BLACK SEAT & GREY BACKREST FABRIC AS PER SPECIFICATIONS	04 NOS
RIB	RIB CHAIR WHITE- 02 NOS. GREY- 02 NOS.	04 NOS
CT2	COMMUNITY TABLE (SIZE:2100MM LENGTH X 685 WIDTH)	01 NOS
HC	WOODEN HIGH CHAIR WIDE	04 NOS
WLC	WOODEN LOW CHAIR	08 NOS
L2	LONG BOOTH SEAT (SIZE:1340MM LENGTH) BLACK SEAT & GREY BACKREST FABRIC AS PER SPECIFICATIONS	04 NOS
L3	LONG BOOTH SEAT (SIZE:1900MM LENGTH) BLACK SEAT & GREY BACKREST FABRIC AS PER SPECIFICATIONS	01 NOS
PYW	PYW CHAIR (RED)	08 NOS
LT4	HIGH LEDGE TABLE (L:4060MM)	01 NOS

NOTE:

GREY UPHOLSTRY: SILVER GREY CHENILLE HEAVY WEIGHT CURTAIN CUSHION FABRIC (MAKE-ETSY)

BLACK UPHOLSTRY: UPHOLSTRY FABRIC LINEN LOOK CURTAIN CUSHION FABRIC MATERIAL - BLACK-(MAKE-ETSY)

ALL TABLE TOP: ALL TABLE TOP LAMINATE (8844 FORMICA AGED ASH)



NOTES :

- THE COPYRIGHT OF THIS DRAWING REMAINS WITH WHITE WATER DESIGN STUDIO AND IT MAY NOT BE REPRODUCED IN ANY MANNER WITHOUT PRIOR WRITTEN CONSENT.
- FIGURED DIMENSIONS ARE TO BE USED IN PREFERENCE TO SCALED SIZES. ALL DIMENSIONS MUST BE CHECKED BEFORE COMMENCING WORK ON SITE.
 - THIS DRAWINGS TO BE READ IN CONJUNCTION WITH ALL OTHER RELEVANT DRAWINGS.
 - ALL PROPOSED WORKS TO BE CARRIED OUT IN ACCORDANCE WITH TECHNICAL SPECIFICATIONS AND SCHEDULES MENTIONED FOR INTERIOR WORKS.
 - READ THIS DRAWING IN CONJUNCTION WITH ALL CONSULTANTS' & SPECIALISTS' DRAWINGS, DETAILS, SCHEDULES & SPECIFICATIONS FOR :
i. SPRINKLER INSTALLATION
ii. AUTOMATIC FIRE DETECTION SYSTEMS
iii. AIR CONDITIONING SYSTEM & DISTRIBUTION (HVAC)
iv. EMERGENCY LIGHTING
v. PRIMARY WIRING DESIGN & DISTRIBUTION
 - ALL WORK IS TO BE CARRIED OUT STRICTLY IN ACCORDANCE WITH IS STANDARDS (WHERE APPLICABLE) & BEST TRADE PRACTICES. ALL WORK MUST SATISFY THE REQUIREMENTS OF THE LOCAL AUTHORITIES.
 - WHITE WATER DESIGN STUDIO TO APPROVE ALL CONTRACTORS' SETTINGS OUT & ALL CO-ORDINATION SHOP DRAWINGS PRIOR TO ALL MANUFACTURERS, CONTRACTORS, INSTALLERS & SPECIALISTS TO BE RESPONSIBLE FOR ENSURING THAT ALL OF THEIR COMMENCEMENT OF INSTALLATION
 - WORKS FULLY COMPLY WITH THE REQUIREMENTS OF THE LOCAL AUTHORITIES & FIRE DEPARTMENT & THAT ALL SAFETY STANDARDS ARE MET THROUGHOUT.
 - ALL FIT-OUT CONTRACTORS & SPECIALISTS TO PREPARE FULL SHOP DRAWINGS WITH SPECIFIC REFERENCE TO SITE CONDITIONS FOR WHITE WATER DESIGN STUDIO APPROVAL PRIOR TO MANUFACTURE & INSTALLATION AS APPROPRIATE TO THEIR TASK.

KEY PLAN :



AMMENDMENTS :

S.NO.	REV.DATE	DESCRIPTION

DRAWING NO :

18

DRAWING TITLE :

FURNITURE NOMENCLATURE LAYOUT

LOCATION :

LEVEL F-WEST-HYDERABAD

DATE : 16-03-2024
SCALE : NTS
DRN. BY : PRATIKSHA
CHKD. BY : QAISAR

PROJECT :

PH- LEVEL F- WEST-HYDERABAD

CLIENT :

TRAVEL FOOD SERVICES

WHITE WATER DESIGN STUDIO R



HEAD OFFICE:-
Anchorage, off Govandi Station Rd
Near Amarnath Patil Ground, Govandi-(E)
Mumbai 400 088
TEL: +91 22 6740 7640.
Email: studio@whitewaterdesign.in

REFERENCE IMAGE FOR
PYW CHAIR

REFERENCE IMAGE FOR
GREY & WHITE RIB CHAIR

REFERENCE IMAGE FOR
WOODEN LOW CHAIR



REFERENCE IMAGE FOR
WOODEN HIGH CHAIR
(WOODEN FINISH)

REFERENCE IMAGE FOR
POUFFE

NOTES :

- THE COPYRIGHT OF THIS DRAWING REMAINS WITH WHITE WATER DESIGN STUDIO AND IT MAY NOT BE REPRODUCED IN ANY WHICH MANNER WITHOUT PRIOR WRITTEN CONSENT.
- FIGURED DIMENSIONS ARE TO BE USED IN PREFERENCES TO SCALED SIZES. ALL DIMENSIONS MUST BE CHECKED BEFORE COMMENCING WORK ON SITE.
 - THIS DRAWINGS TO BE READ IN CONJUNCTION WITH ALL OTHER RELEVANT DRAWINGS.
 - ALL PROPOSED WORKS TO BE CARRIED OUT IN ACCORDANCE WITH TECHNICAL SPECIFICATIONS AND SCHEDULES MENTIONED FOR INTERIOR WORKS.
 - READ THIS DRAWING IN CONJUNCTION WITH ALL CONSULTANTS' & SPECIALISTS' DRAWINGS, DETAILS, SCHEDULES & SPECIFICATIONS FOR :
 i. SPRINKLER INSTALLATION
 ii. AUTOMATIC FIRE DETECTION SYSTEMS
 iii. AIR CONDITIONING SYSTEM & DISTRIBUTION (HVAC)
 iv. EMERGENCY LIGHTING
 v. PRIMARY WIRING DESIGN & DISTRIBUTION
 - ALL WORK IS TO BE CARRIED OUT STRICTLY IN ACCORDANCE WITH IS STANDARDS (WHERE APPLICABLE) & BEST TRADE PRACTICES. ALL WORK MUST SATISFY THE REQUIREMENTS OF THE LOCAL AUTHORITIES.
 - WHITE WATER DESIGN STUDIO TO APPROVE ALL CONTRACTORS' SETTINGS OUT & ALL CO-ORDINATION SHOP DRAWINGS PRIOR TO ALL MANUFACTURERS, CONTRACTORS, INSTALLERS & SPECIALISTS TO BE RESPONSIBLE FOR ENSURING THAT ALL OF THEIR COMMENCEMENT OF INSTALLATION
 - WORKS FULLY COMPLY WITH THE REQUIREMENTS OF THE LOCAL AUTHORITIES & FIRE DEPARTMENT & THAT ALL SAFETY STANDARDS ARE MET THROUGHOUT.
 - ALL FIT-OUT CONTRACTORS & SPECIALISTS TO PREPARE FULL SHOP DRAWINGS WITH SPECIFIC REFERENCE TO SITE CONDITIONS FOR WHITE WATER DESIGN STUDIO APPROVAL PRIOR TO MANUFACTURE & INSTALLATION AS APPROPRIATE TO THEIR TASK.

KEY PLAN :



AMMENDMENTS :

S.NO.	REV.DATE	DESCRIPTION

DRAWING NO : **18A**

DRAWING TITLE : **TABLE DETAIL**

LOCATION : **LEVEL F-WEST-HYDERABAD**

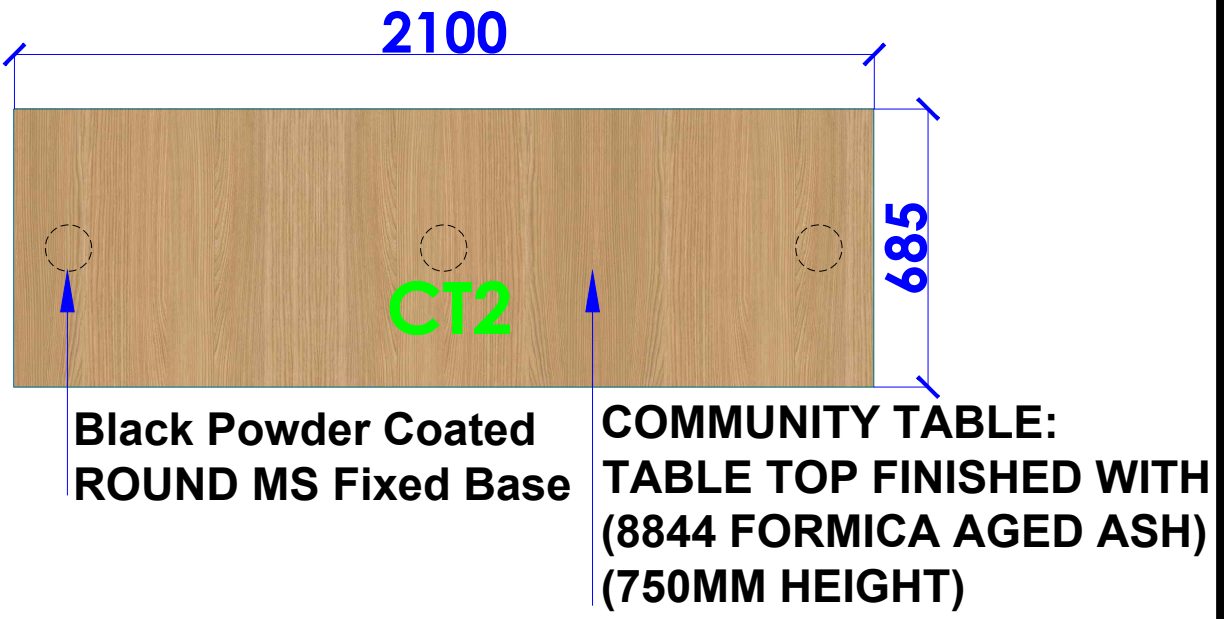
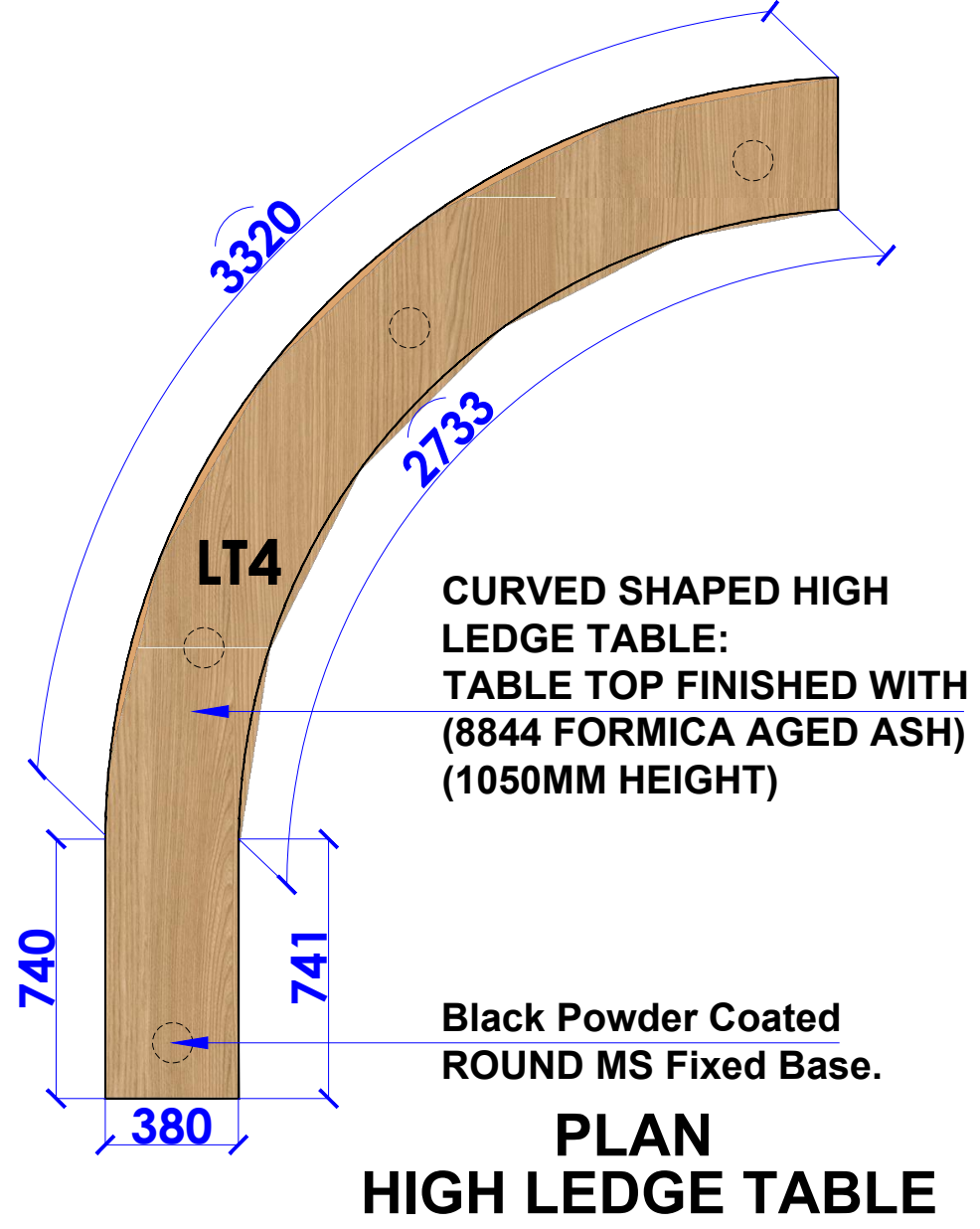
DATE : 16-03-2024
 SCALE : NTS
 DRN. BY : PRATIKSHA
 CHKD. BY : QAISAR

PROJECT : **PH- LEVEL F- WEST-HYDERABAD**

CLIENT : **TRAVEL FOOD SERVICES**



HEAD OFFICE:-
 Anchorage, off Govandi Station Rd
 Near Amarnath Patil Ground, Govandi-(E)
 Mumbai 400 088
 TEL: +91 22 6740 7640.
 Email: studio@whitewaterdesign.in



LEVEL F - WEST BULB - LOD - F-F-027-R1

- NOTES :**
- THE COPYRIGHT OF THIS DRAWING REMAINS WITH WHITE WATER DESIGN STUDIO AND IT MAY NOT BE REPRODUCED IN ANY MANNER WITHOUT PRIOR WRITTEN CONSENT.
 - FIGURED DIMENSIONS ARE TO BE USED IN PREFERENCE TO SCALED SIZES. ALL DIMENSIONS MUST BE CHECKED BEFORE COMMENCING WORK ON SITE.
 - THIS DRAWINGS TO BE READ IN CONJUNCTION WITH ALL OTHER RELEVANT DRAWINGS.
 - ALL PROPOSED WORKS TO BE CARRIED OUT IN ACCORDANCE WITH TECHNICAL SPECIFICATIONS AND SCHEDULES MENTIONED FOR INTERIOR WORKS.
 - READ THIS DRAWING IN CONJUNCTION WITH ALL CONSULTANTS' & SPECIALISTS' DRAWINGS, DETAILS, SCHEDULES & SPECIFICATIONS FOR :
 i. SPRINKLER INSTALLATION
 ii. AUTOMATIC FIRE DETECTION SYSTEMS
 iii. AIR CONDITIONING SYSTEM & DISTRIBUTION (HVAC)
 iv. EMERGENCY LIGHTING
 v. PRIMARY WIRING DESIGN & DISTRIBUTION
 - ALL WORK IS TO BE CARRIED OUT STRICTLY IN ACCORDANCE WITH IS STANDARDS (WHERE APPLICABLE) & BEST TRADE PRACTICES. ALL WORK MUST SATISFY THE REQUIREMENTS OF THE LOCAL AUTHORITIES.
 - WHITE WATER DESIGN STUDIO TO APPROVE ALL CONTRACTORS' SETTINGS OUT & ALL CO-ORDINATION SHOP DRAWINGS PRIOR TO ALL MANUFACTURERS, CONTRACTORS, INSTALLERS & SPECIALISTS TO BE RESPONSIBLE FOR ENSURING THAT ALL OF THEIR COMMENCEMENT OF INSTALLATION
 - WORKS FULLY COMPLY WITH THE REQUIREMENTS OF THE LOCAL AUTHORITIES & FIRE DEPARTMENT & THAT ALL SAFETY STANDARDS ARE MET THROUGHOUT.
 - ALL FIT-OUT CONTRACTORS & SPECIALISTS TO PREPARE FULL SHOP DRAWINGS WITH SPECIFIC REFERENCE TO SITE CONDITIONS FOR WHITE WATER DESIGN STUDIO APPROVAL PRIOR TO MANUFACTURE & INSTALLATION AS APPROPRIATE TO THEIR TASK.

KEY PLAN :



AMMENDMENTS :

S.NO.	REV.DATE	DESCRIPTION

DRAWING NO : 19

DRAWING TITLE :
EQUIPMENT DIMENSION LAYOUT

LOCATION :
LEVEL F-WEST-HYDERABAD

DATE : 27-02-2024
SCALE : NTS
DRN. BY : PRATIKSHA
CHKD. BY : QAISAR

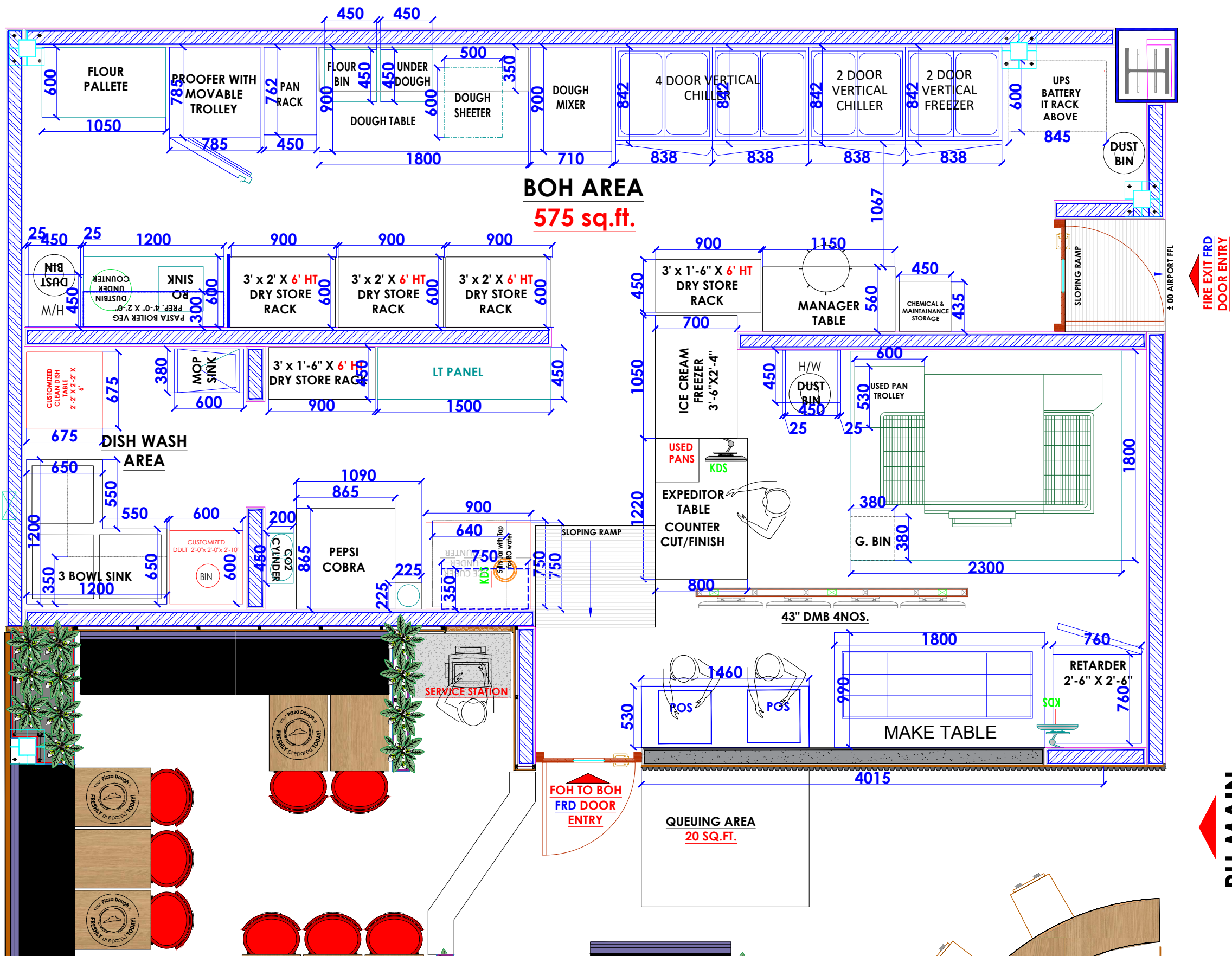
PROJECT :
PH- LEVEL F- WEST-HYDERABAD

CLIENT :
TRAVEL FOOD SERVICES

WHITE WATER DESIGN STUDIO R

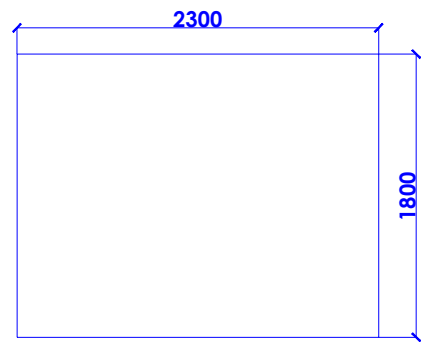


HEAD OFFICE:-
 Anchorage, off Govandi Station Rd
 Near Amarnath Patil Ground, Govandi-(E)
 Mumbai 400 088
 TEL: +91 22 6740 7640.
 Email: studio@whitewaterdesign.in

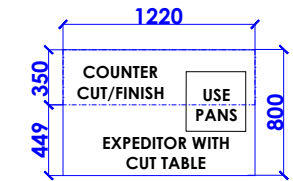


ISOLATOR

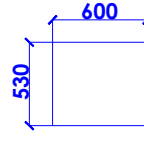
SS DEAD EQUIPMENT LEGEND



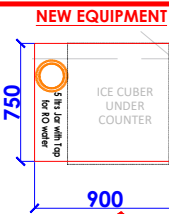
(1) EXHAUST HOOD FOR OVEN : 01 NOS.
2300 X 1800 X 350 MM HT.



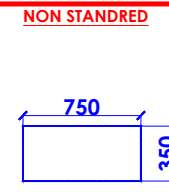
(2) EXPEDITOR WITH CUT TABLE WITH O/HEAD RACK: 01 NOS.
HEIGHT 862mm



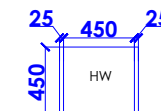
(3) USED PAN TROLLEY - 2 NOS.
HEIGHT 555mm KEPT ON EITHER SIDE OF OVEN



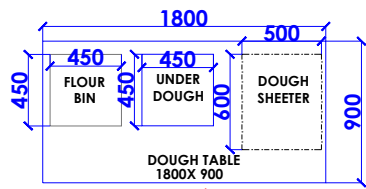
(4) BEVERAGE TABLE WITHOUT SINK + WITH 1 TROLLEY WITH WHEELS OF 3" HEIGHT FOR ICM : 01 NOS.
HEIGHT 1016mm HT




(5) MICROWAVE SHELF : 01 NOS - 750 x 350mm



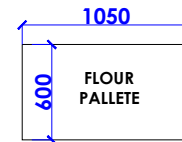
(6) HAND WASH SINK (WALL MOUNTED) WITH FLAPS ON BOTH SIDES: 02 NOS.
BOWL + FLAP TOTAL HEIGHT 300mm



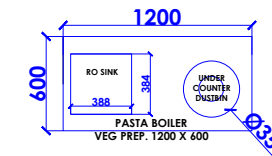
(7) DOUGH TABLE : 01 NOS.
HEIGHT 862mm + 150mm BACK SPLASH




(8) SHELF FOR DOUGH TABLE 1800 X 350mm : 01 NOS.



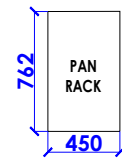
(9) FLOUR PALETTE: 01 NOS.
HEIGHT 1800mm



(10) VEG PREP WITH SINK ON LHS : 1 NOS.
HEIGHT 865mm



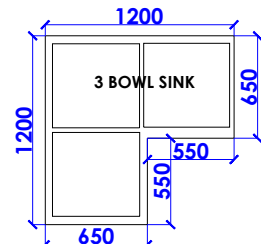
(11) SHELF FOR VEG PREP TABLE 1200 X 300mm : 01 NOS.



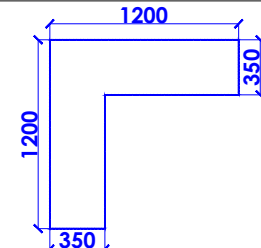
(12) PAN RACK : 01 NOS.



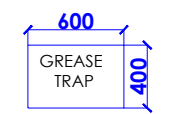
(13) CLEAN DISH TABLE WITH 2 U/S : 01 NOS.
HEIGHT 862mm HT



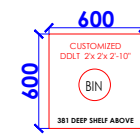
(14) 3 BOWL SINK WITH 6" HT BACK SPLASH : 01 NOS
HEIGHT 865mm



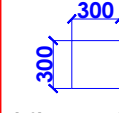
(15) SS SHELF ABOVE 3 BOWL SINK - 01 NOS



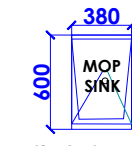
(16) GREASE BOX/ SCANNER BOX UNDER DDLT : 01 NOS.
600X 405 X 300mm HEIGHT



(17) DIRTY DISH LANDING (WITHOUT SINK) WITH O/HEAD SHELF : 01 NOS.
HEIGHT 865mm + 152mm BACK SPLASH

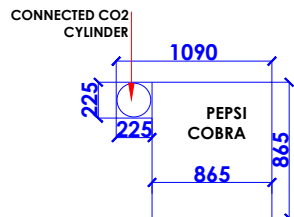


(18) PRINTER SHELF : 01 NOS.
300 X 300mm

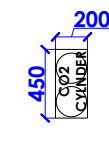


(19) MOP SINK : 01 NOS.
600 X 380mm

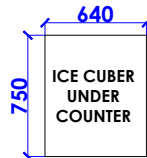
LIVE EQUIPMENT LEGEND



PEPSI COBRA : 01 NOS.
HEIGHT 1675mm



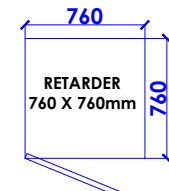
CO2 CYLINDERS: 01 NOS.



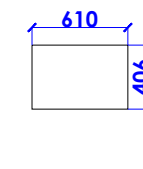
ICE CUBE MACHINE : 01 NOS.



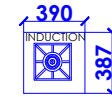
DOUGH ROLLER : 01 NOS.



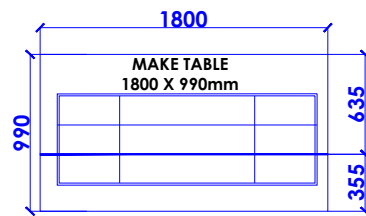
RETARDER : 01 NOS.
HEIGHT 1980mm
DOOR HINGES ON LHS



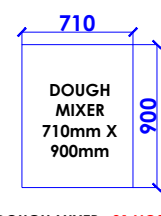
MICROWAVE : 01 NOS.



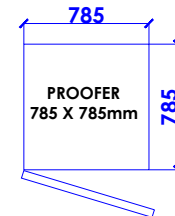
NOTE: INDUCTION TO BE KEPT ON VEG PREP TABLE
INDUCTION : 01 NOS.



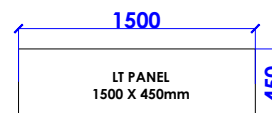
MAKE TABLE : 01 NOS.
HEIGHT 862mm (CUSTOMER SIDE)
HEIGHT 862mm (KITCHEN SIDE)



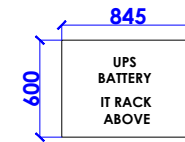
DOUGH MIXER : 01 NOS.



PROOFER : 01 NOS.
DOOR HINGES ON LHS



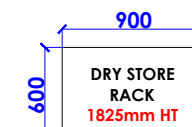
LT PANEL : 01 NOS.



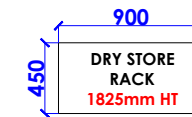
UPS - 6 KVA - 1 NOS.

MISC. INVENTORY

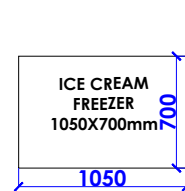
FLOUR BIN : 01 NOS.



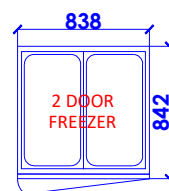
DRY STORE RACK 900 x 600mm (3 NOS.)
HEIGHT 1825mm



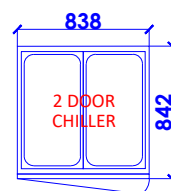
DRY STORE RACK 900 x 450mm (2 NOS.)
HEIGHT 1825mm




ICE CREAM FREEZER : 01 NOS.



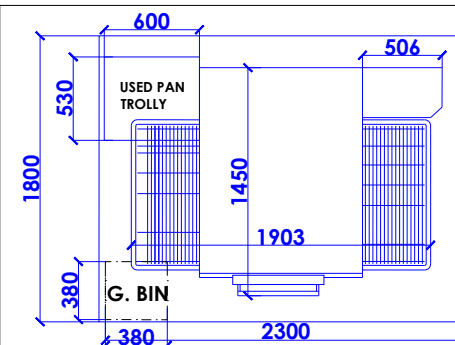
2 DOOR FREEZER : RHS HINGES 01 NOS.



2 DOOR CHILLER : LHS HINGES 01 NOS.



4 DOOR CHILLER : 01 NOS.



ELECTRICAL OVEN : 01 NOS.

NOTES :

THE COPYRIGHT OF THIS DRAWING REMAINS WITH WHITE WATER DESIGN STUDIO AND IT MAY NOT BE REPRODUCED IN ANY WHICH MANNER WITHOUT PRIOR WRITTEN CONSENT.

- FIGURED DIMENSIONS ARE TO BE USED IN PREFERENCE TO SCALED SIZES. ALL DIMENSIONS MUST BE CHECKED BEFORE COMMENCING WORK ON SITE.
- THIS DRAWINGS TO BE READ IN CONJUNCTION WITH ALL OTHER RELEVANT DRAWINGS.
- ALL PROPOSED WORKS TO BE CARRIED OUT IN ACCORDANCE WITH TECHNICAL SPECIFICATIONS AND SCHEDULES MENTIONED FOR INTERIOR WORKS.
- READ THIS DRAWING IN CONJUNCTION WITH ALL CONSULTANTS' & SPECIALISTS' DRAWINGS, DETAILS, SCHEDULES & SPECIFICATIONS FOR :
i. SPRINKLER INSTALLATION
ii. AUTOMATIC FIRE DETECTION SYSTEMS
iii. AIR CONDITIONING SYSTEM & DISTRIBUTION (HVAC)
iv. EMERGENCY LIGHTING
v. PRIMARY WIRING DESIGN & DISTRIBUTION
- ALL WORK IS TO BE CARRIED OUT STRICTLY IN ACCORDANCE WITH IS STANDARDS (WHERE APPLICABLE) & BEST TRADE PRACTICES. ALL WORK MUST SATISFY THE REQUIREMENTS OF THE LOCAL AUTHORITIES.
- WHITE WATER DESIGN STUDIO TO APPROVE ALL CONTRACTORS' SETTINGS OUT & ALL CO-ORDINATION SHOP DRAWINGS PRIOR TO ALL MANUFACTURERS, CONTRACTORS, INSTALLERS & SPECIALISTS TO BE RESPONSIBLE FOR ENSURING THAT ALL OF THEIR COMMENCEMENT OF INSTALLATION
- WORKS FULLY COMPLY WITH THE REQUIREMENTS OF THE LOCAL AUTHORITIES & FIRE DEPARTMENT & THAT ALL SAFETY STANDARDS ARE MET THROUGHOUT.
- ALL FIT-OUT CONTRACTORS & SPECIALISTS TO PREPARE FULL SHOP DRAWINGS WITH SPECIFIC REFERENCE TO SITE CONDITIONS FOR WHITE WATER DESIGN STUDIO APPROVAL PRIOR TO MANUFACTURE & INSTALLATION AS APPROPRIATE TO THEIR TASK.

KEY PLAN :



AMMENDMENTS :

S.NO.	REV.DATE	DESCRIPTION

DRAWING NO :

20

DRAWING TITLE :

EQUIPMENT LEGEND

LOCATION :

LEVEL F-WEST-HYDERABAD

DATE : 27-02-2024

SCALE : NTS

DRN. BY : PRATIKSHA

CHKD. BY : QAISAR

PROJECT :

PH- LEVEL F- WEST-HYDERABAD

CLIENT :

TRAVEL FOOD SERVICES

WHITE WATER
DESIGN STUDIO R



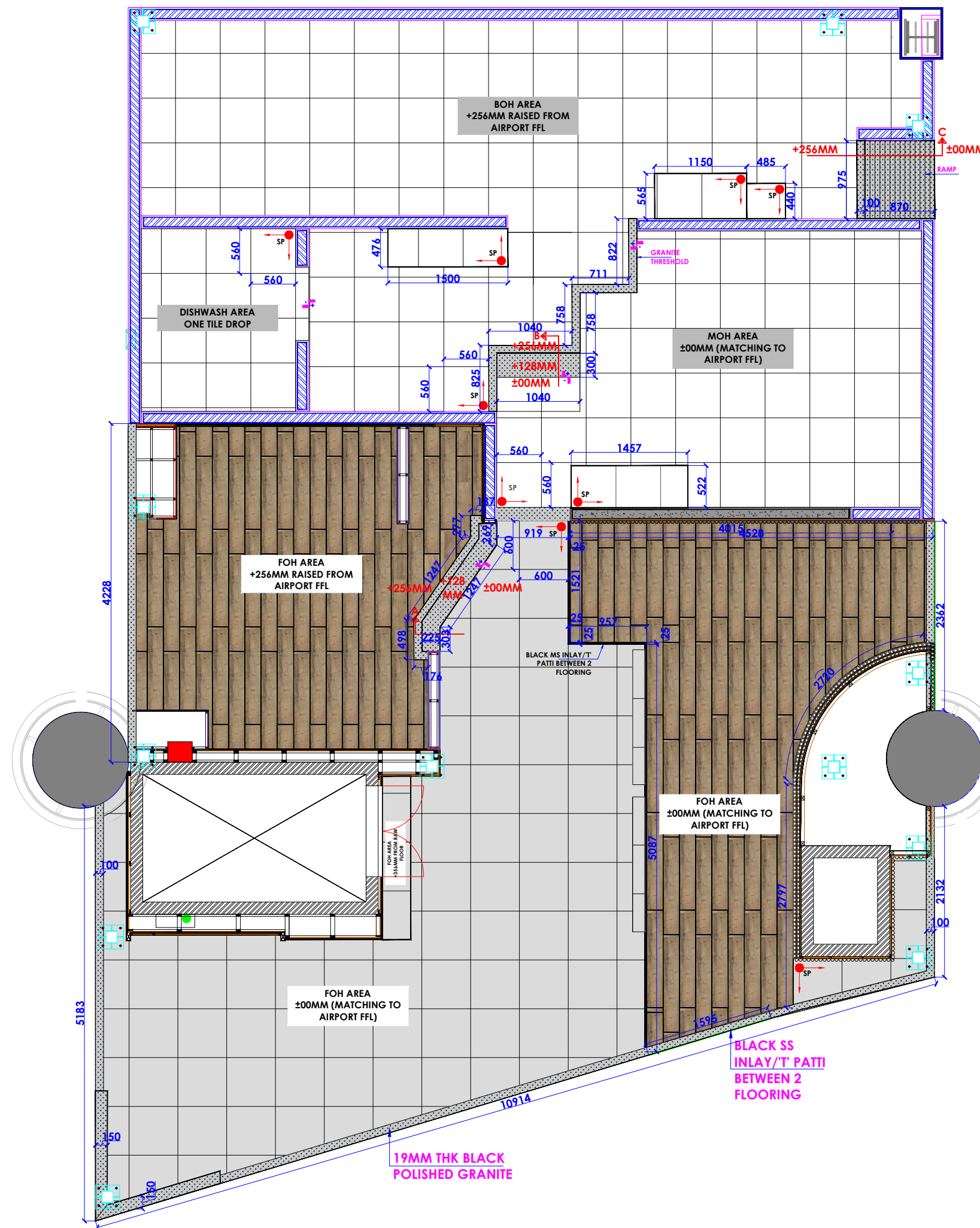
HEAD OFFICE:-
Anchorage, off Govandi Station Rd
Near Amarnath Patil Ground, Govandi-(E)
Mumbai 400 088
TEL: +91 22 6740 7640.
Email: studio@whitewaterdesign.in

LEGEND -

NO.	INDICATION	NAME OF MATERIAL	SIZE OF MATERIAL
1.		DELPHI GRAY VITRIFIED TILES FROM KAJARIA WITH 3MM SPACER FILLED WITH BLACK GROUTING (FOH AREA)	2'-0" x 2'-0"
2.		KOTA STONE TILE IN BOH AREA	1'-10" x 1'-10"
3.		19MM THK BLACK POLISHED GRANITE FOR THRESHOLD & STEP	
4.		FLOORING START POINT	
5.		L-847 EXOTIC BEACHWOOD WOODEN FLOORING FROM ROYALE TOUCHE	8" WIDE x 4'-0" LENGTH



WOODEN FLOORING REFERENCE



- NOTES :**
- THE COPYRIGHT OF THIS DRAWING REMAINS WITH WHITE WATER DESIGN STUDIO AND IT MAY NOT BE REPRODUCED IN ANY MANNER WITHOUT PRIOR WRITTEN CONSENT.
 - FIGURED DIMENSIONS ARE TO BE USED IN PREFERENCE TO SCALED SIZES. ALL DIMENSIONS MUST BE CHECKED BEFORE COMMENCING WORK ON SITE.
 - THIS DRAWINGS TO BE READ IN CONJUNCTION WITH ALL OTHER RELEVANT DRAWINGS.
 - ALL PROPOSED WORKS TO BE CARRIED OUT IN ACCORDANCE WITH TECHNICAL SPECIFICATIONS AND SCHEDULES MENTIONED FOR INTERIOR WORKS.
 - READ THIS DRAWING IN CONJUNCTION WITH ALL CONSULTANTS' & SPECIALISTS' DRAWINGS, DETAILS, SCHEDULES & SPECIFICATIONS FOR :
 i. SPRINKLER INSTALLATION
 ii. AUTOMATIC FIRE DETECTION SYSTEMS
 iii. AIR CONDITIONING SYSTEM & DISTRIBUTION (HVAC)
 iv. EMERGENCY LIGHTING
 v. PRIMARY WIRING DESIGN & DISTRIBUTION
 - ALL WORK IS TO BE CARRIED OUT STRICTLY IN ACCORDANCE WITH IS STANDARDS (WHERE APPLICABLE) & BEST TRADE PRACTICES. ALL WORK MUST SATISFY THE REQUIREMENTS OF THE LOCAL AUTHORITIES.
 - WHITE WATER DESIGN STUDIO TO APPROVE ALL CONTRACTORS' SETTINGS OUT & ALL CO-ORDINATION SHOP DRAWINGS PRIOR TO ALL MANUFACTURERS, CONTRACTORS, INSTALLERS & SPECIALISTS TO BE RESPONSIBLE FOR ENSURING THAT ALL OF THEIR COMMENCEMENT OF INSTALLATION
 - WORKS FULLY COMPLY WITH THE REQUIREMENTS OF THE LOCAL AUTHORITIES & FIRE DEPARTMENT & THAT ALL SAFETY STANDARDS ARE MET THROUGHOUT.
 - ALL FIT-OUT CONTRACTORS & SPECIALISTS TO PREPARE FULL SHOP DRAWINGS WITH SPECIFIC REFERENCE TO SITE CONDITIONS FOR WHITE WATER DESIGN STUDIO APPROVAL PRIOR TO MANUFACTURE & INSTALLATION AS APPROPRIATE TO THEIR TASK.

KEY PLAN :

AMMENDMENTS :

S.NO.	REV. DATE	DESCRIPTION

DRAWING NO : 21

DRAWING TITLE :
FLOORING LAYOUT

LOCATION :
 LEVEL F-WEST-HYDERABAD

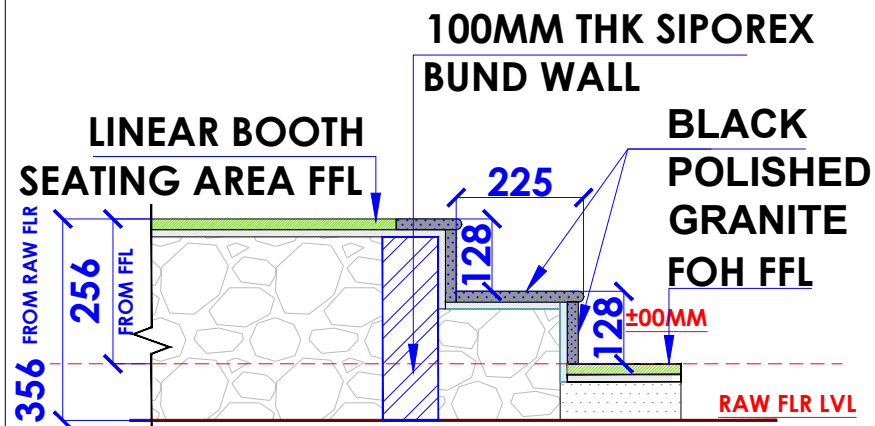
DATE : 27-02-2024
SCALE : NTS
DRN. BY : SHILPA
CHKD. BY : QAISAR

PROJECT :
 PH- LEVEL F- WEST-HYDERABAD

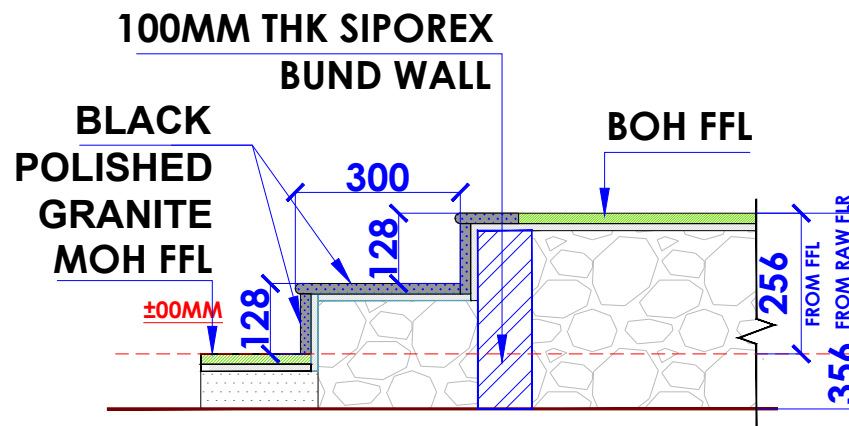
CLIENT :
 TRAVEL FOOD SERVICES

WHITE WATER DESIGN STUDIO R

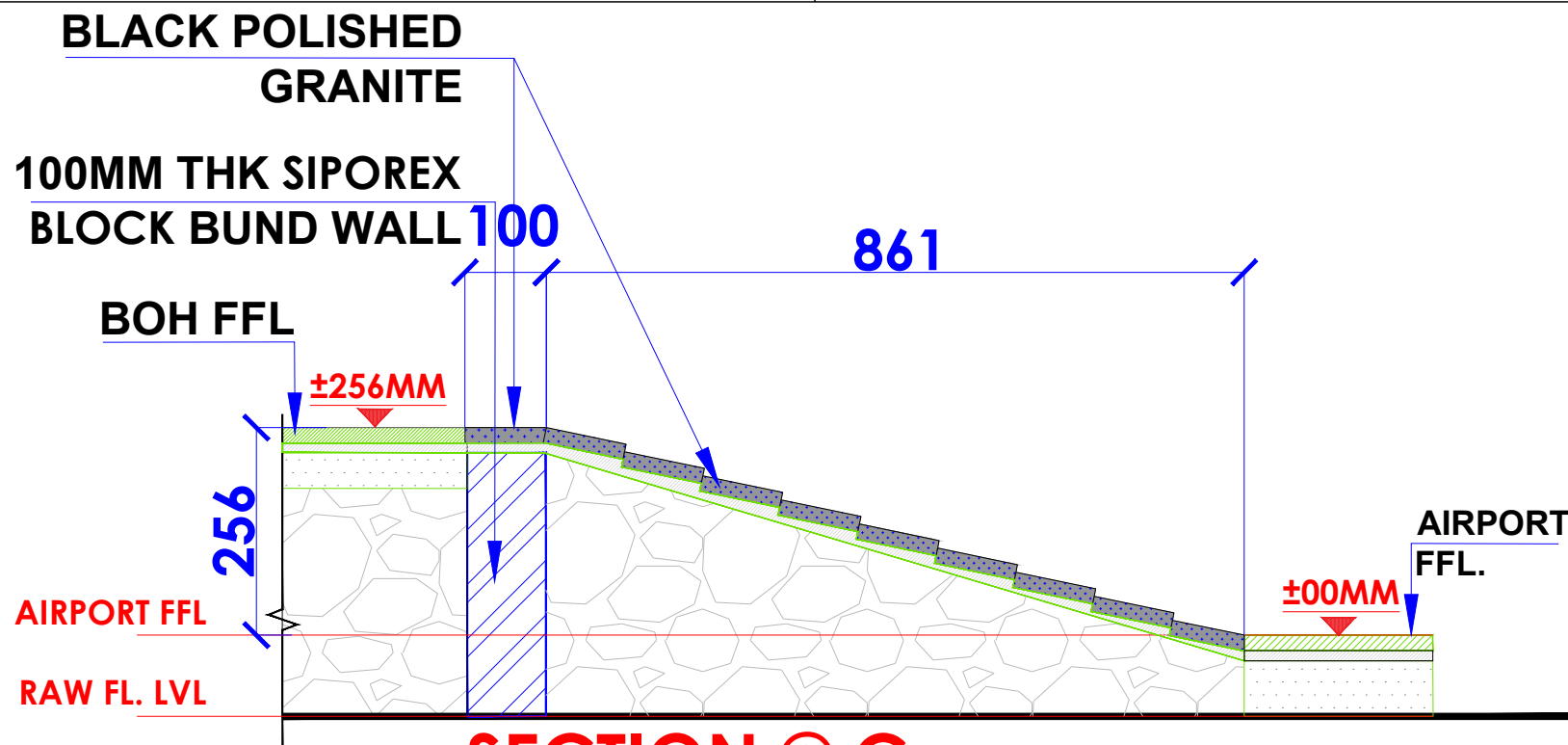
HEAD OFFICE:-
 Anchorage, off Govandi Station Rd
 Near Amarnath Patil Ground, Govandi-(E)
 Mumbai 400 088
 TEL: +91 22 6740 7640.
 Email: studio@whitewaterdesign.in



SECTION @ A
LINEAR BOOTH SEATING AREA FLOOR SECTION




SECTION @ B
MOH TO BOH ENTRY FLR SECTION



SECTION @ C
RAMP DETAIL SERVICE ENTRY FLR SECTION

- NOTES :**
- THE COPYRIGHT OF THIS DRAWING REMAINS WITH WHITE WATER DESIGN STUDIO AND IT MAY NOT BE REPRODUCED IN ANY MANNER WITHOUT PRIOR WRITTEN CONSENT.
 - FIGURED DIMENSIONS ARE TO BE USED IN PREFERENCE TO SCALED SIZES. ALL DIMENSIONS MUST BE CHECKED BEFORE COMMENCING WORK ON SITE.
 - THIS DRAWINGS TO BE READ IN CONJUNCTION WITH ALL OTHER RELEVANT DRAWINGS.
 - ALL PROPOSED WORKS TO BE CARRIED OUT IN ACCORDANCE WITH TECHNICAL SPECIFICATIONS AND SCHEDULES MENTIONED FOR INTERIOR WORKS.
 - READ THIS DRAWING IN CONJUNCTION WITH ALL CONSULTANTS' & SPECIALISTS' DRAWINGS, DETAILS, SCHEDULES & SPECIFICATIONS FOR :
 i. SPRINKLER INSTALLATION
 ii. AUTOMATIC FIRE DETECTION SYSTEMS
 iii. AIR CONDITIONING SYSTEM & DISTRIBUTION (HVAC)
 iv. EMERGENCY LIGHTING
 v. PRIMARY WIRING DESIGN & DISTRIBUTION
 - ALL WORK IS TO BE CARRIED OUT STRICTLY IN ACCORDANCE WITH IS STANDARDS (WHERE APPLICABLE) & BEST TRADE PRACTICES. ALL WORK MUST SATISFY THE REQUIREMENTS OF THE LOCAL AUTHORITIES.
 - WHITE WATER DESIGN STUDIO TO APPROVE ALL CONTRACTORS' SETTINGS OUT & ALL CO-ORDINATION SHOP DRAWINGS PRIOR TO ALL MANUFACTURERS, CONTRACTORS, INSTALLERS & SPECIALISTS TO BE RESPONSIBLE FOR ENSURING THAT ALL OF THEIR COMMENCEMENT OF INSTALLATION
 - WORKS FULLY COMPLY WITH THE REQUIREMENTS OF THE LOCAL AUTHORITIES & FIRE DEPARTMENT & THAT ALL SAFETY STANDARDS ARE MET THROUGHOUT.
 - ALL FIT-OUT CONTRACTORS & SPECIALISTS TO PREPARE FULL SHOP DRAWINGS WITH SPECIFIC REFERENCE TO SITE CONDITIONS FOR WHITE WATER DESIGN STUDIO APPROVAL PRIOR TO MANUFACTURE & INSTALLATION AS APPROPRIATE TO THEIR TASK.



AMMENDMENTS :

S.NO.	REV.DATE	DESCRIPTION

DRAWING NO : 22

DRAWING TITLE :
FLOOR SECTIONS DETAIL

LOCATION :
LEVEL F-WEST-HYDERABAD

DATE : 27-02-2024
SCALE : NTS
DRN. BY : SHILPA
CHKD. BY : QAISAR

PROJECT :
PH- LEVEL F- WEST-HYDERABAD

CLIENT :
TRAVEL FOOD SERVICES

WHITE WATER DESIGN STUDIO R

WW

HEAD OFFICE:-
 Anchorage, off Govandi Station Rd
 Near Amarnath Patil Ground, Govandi-(E)
 Mumbai 400 088
 TEL: +91 22 6740 7640.
 Email: studio@whitewaterdesign.in

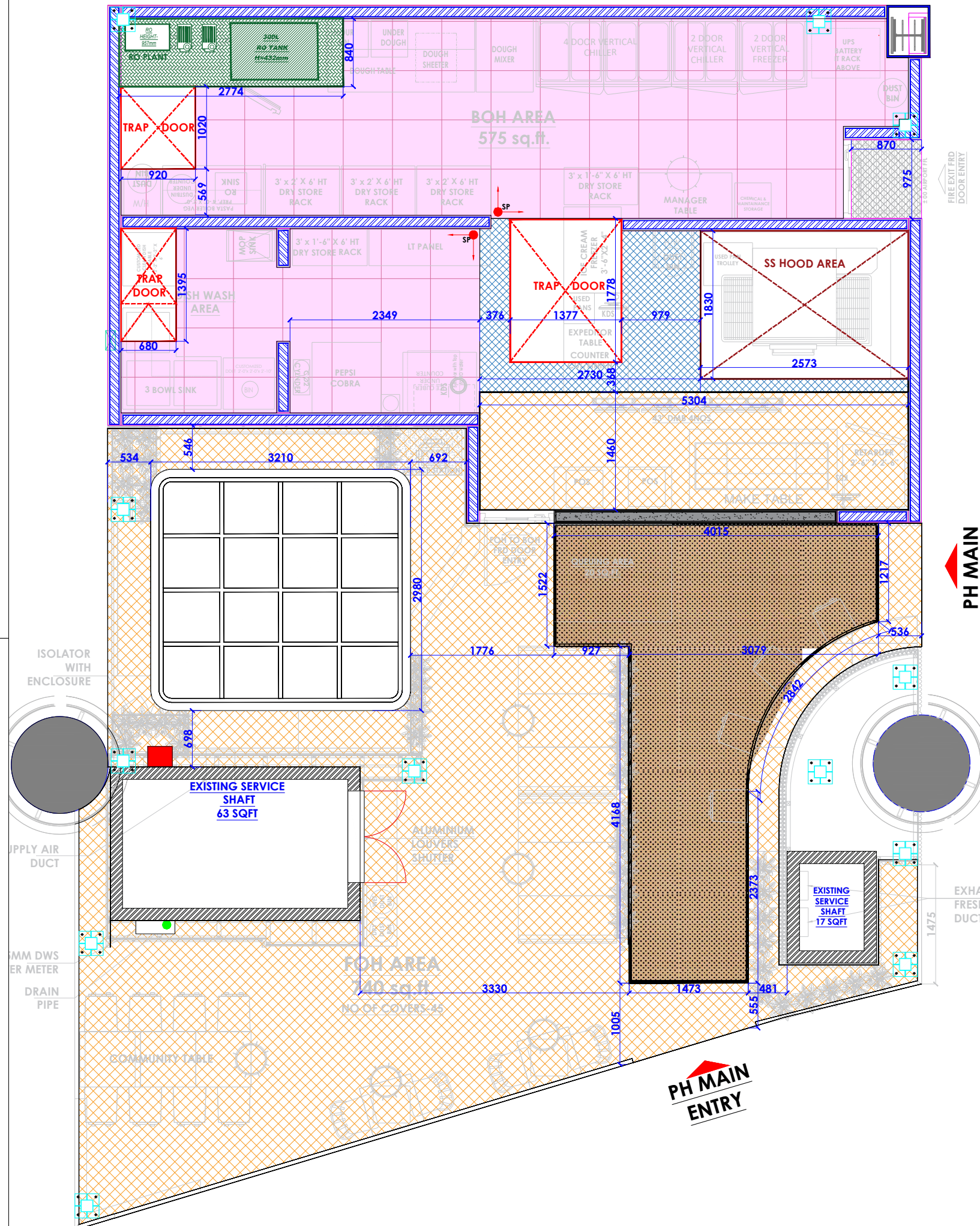


**REFERENCE IMAGE FOR
RAFTER CEILING**

CEILING LEGEND -

	GYPSON CEILING TO BE FINISHED WITH PAINT (COTTON WOOL L -104 MAKE - ASIAN PAINTS) (@ FOH AREA & MOH AREA) (3000MM HT BOTTOM FROM AIRPORT FFL)
	2" X 3" HT. WOODEN RAFTER CEILING HANGED FROM MS STRUCTURE @ 3000MM HT BOTTOM FROM AIRPORT FFL (@ LINEAR BOOTH SEATING AREA)
	PERFORATED CEILING (@ FOH AREA) (3000MM HT BOTTOM FROM AIRPORT FFL)
	NEOLITH PANELS COLOUR-NERO CEILING (ABOVE RAMP) (3000MM HT BOTTOM FROM AIRPORT FFL)
	GYPSON CEILING TO BE FINISHED WITH PAINT (COTTON WOOL L -104 MAKE - ASIAN PAINTS) (@ MOH AREA) (2656MM HT BOTTOM FROM AIRPORT FFL)
	METAL GRID CEILING (@ BOH AREA) (2656MM HT BOTTOM FROM AIRPORT FFL)

NO CEILING AREA IN BOH TO BE FINISHED WITH LUSTER PAINT - DARK SHADOW-8294 (MAKE-ASIAN PAINTS)



- NOTES :**
- THE COPYRIGHT OF THIS DRAWING REMAINS WITH WHITE WATER DESIGN STUDIO AND IT MAY NOT BE REPRODUCED IN ANY WHICH MANNER WITHOUT PRIOR WRITTEN CONSENT.
 - FIGURED DIMENSIONS ARE TO BE USED IN PREFERENCES TO SCALED SIZES. ALL DIMENSIONS MUST BE CHECKED BEFORE COMMENCING WORK ON SITE.
 - THIS DRAWINGS TO BE READ IN CONJUNCTION WITH ALL OTHER RELEVANT DRAWINGS.
 - ALL PROPOSED WORKS TO BE CARRIED OUT IN ACCORDANCE WITH TECHNICAL SPECIFICATIONS AND SCHEDULES MENTIONED FOR INTERIOR WORKS.
 - READ THIS DRAWING IN CONJUNCTION WITH ALL CONSULTANTS' & SPECIALISTS' DRAWINGS, DETAILS, SCHEDULES & SPECIFICATIONS FOR :
i. SPRINKLER INSTALLATION
ii. AUTOMATIC FIRE DETECTION SYSTEMS
iii. AIR CONDITIONING SYSTEM & DISTRIBUTION (HVAC)
iv. EMERGENCY LIGHTING
v. PRIMARY WIRING DESIGN & DISTRIBUTION
 - ALL WORK IS TO BE CARRIED OUT STRICTLY IN ACCORDANCE WITH IS STANDARDS (WHERE APPLICABLE) & BEST TRADE PRACTICES. ALL WORK MUST SATISFY THE REQUIREMENTS OF THE LOCAL AUTHORITIES.
 - WHITE WATER DESIGN STUDIO TO APPROVE ALL CONTRACTORS' SETTINGS OUT & ALL CO-ORDINATION SHOP DRAWINGS PRIOR TO ALL MANUFACTURERS, CONTRACTORS, INSTALLERS & SPECIALISTS TO BE RESPONSIBLE FOR ENSURING THAT ALL OF THEIR COMMENCEMENT OF INSTALLATION
 - WORKS FULLY COMPLY WITH THE REQUIREMENTS OF THE LOCAL AUTHORITIES & FIRE DEPARTMENT & THAT ALL SAFETY STANDARDS ARE MET THROUGHOUT.
 - ALL FIT-OUT CONTRACTORS & SPECIALISTS TO PREPARE FULL SHOP DRAWINGS WITH SPECIFIC REFERENCE TO SITE CONDITIONS FOR WHITE WATER DESIGN STUDIO APPROVAL PRIOR TO MANUFACTURE & INSTALLATION AS APPROPRIATE TO THEIR TASK.

KEY PLAN :

AMMENDMENTS :

S.NO.	REV.DATE	DESCRIPTION

DRAWING NO : 23

DRAWING TITLE :
CEILING LAYOUT

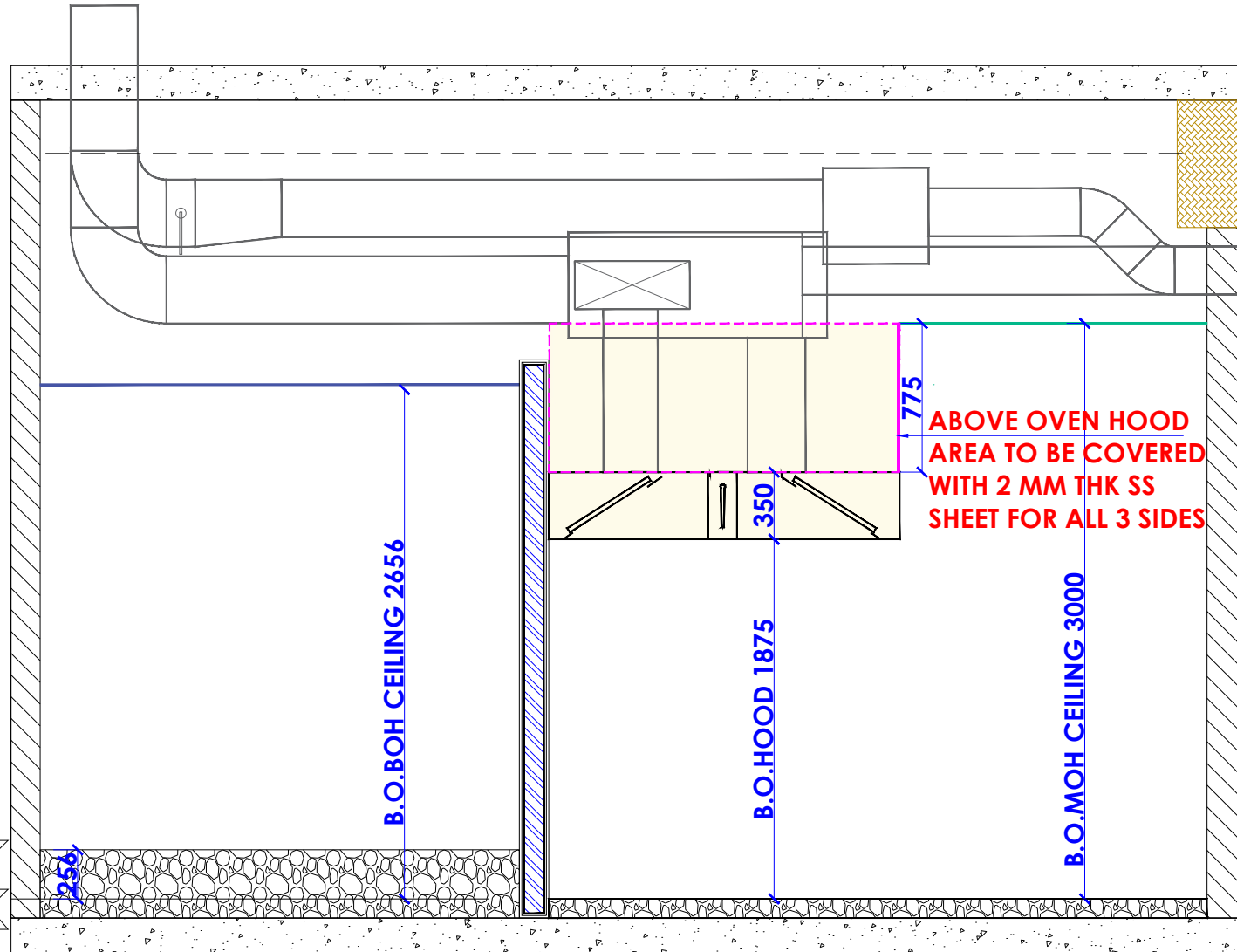
LOCATION :
LEVEL F-WEST-HYDERABAD

DATE : 27-02-2024
SCALE : NTS
DRN. BY : PRATIKSHA
CHKD. BY : QAISAR

PROJECT :
PH- LEVEL F- WEST-HYDERABAD

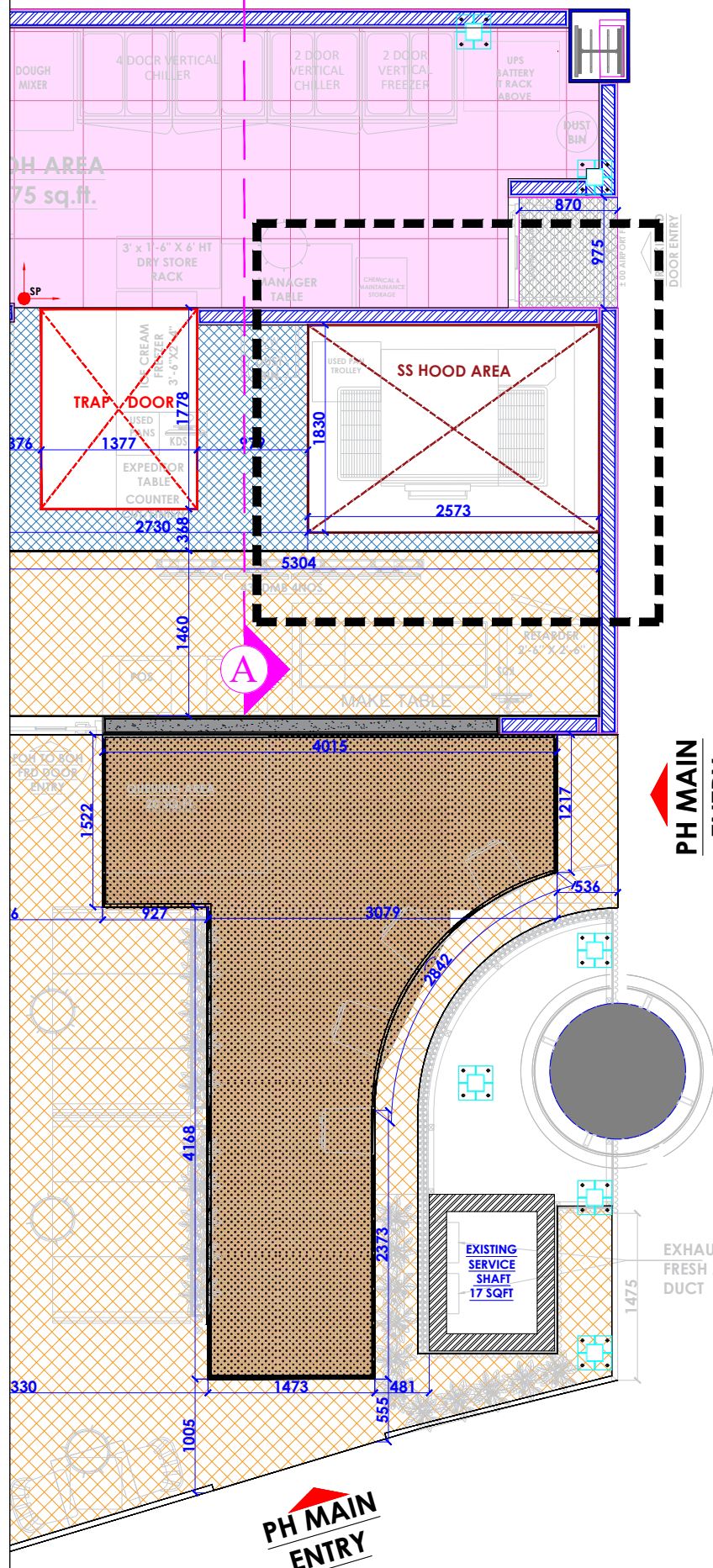
CLIENT :
TRAVEL FOOD SERVICES

HEAD OFFICE:-
Anchorage, off Govandi Station Rd
Near Amarnath Patil Ground, Govandi-(E)
Mumbai 400 088
TEL: +91 22 6740 7640.
Email: studio@whitewaterdesign.in



SECTION 'A'

+256 FROM AIRPORT FFL
 +00 AIRPORT FFL
 -100 RAW FLR LVL



PH MAIN ENTRY

- NOTES :**
- THE COPYRIGHT OF THIS DRAWING REMAINS WITH WHITE WATER DESIGN STUDIO AND IT MAY NOT BE REPRODUCED IN ANY MANNER WITHOUT PRIOR WRITTEN CONSENT.
 - FIGURED DIMENSIONS ARE TO BE USED IN PREFERENCE TO SCALED SIZES. ALL DIMENSIONS MUST BE CHECKED BEFORE COMMENCING WORK ON SITE.
 - THIS DRAWINGS TO BE READ IN CONJUNCTION WITH ALL OTHER RELEVANT DRAWINGS.
 - ALL PROPOSED WORKS TO BE CARRIED OUT IN ACCORDANCE WITH TECHNICAL SPECIFICATIONS AND SCHEDULES MENTIONED FOR INTERIOR WORKS.
 - READ THIS DRAWING IN CONJUNCTION WITH ALL CONSULTANTS' & SPECIALISTS' DRAWINGS, DETAILS, SCHEDULES & SPECIFICATIONS FOR :
 i. SPRINKLER INSTALLATION
 ii. AUTOMATIC FIRE DETECTION SYSTEMS
 iii. AIR CONDITIONING SYSTEM & DISTRIBUTION (HVAC)
 iv. EMERGENCY LIGHTING
 v. PRIMARY WIRING DESIGN & DISTRIBUTION
 - ALL WORK IS TO BE CARRIED OUT STRICTLY IN ACCORDANCE WITH IS STANDARDS (WHERE APPLICABLE) & BEST TRADE PRACTICES. ALL WORK MUST SATISFY THE REQUIREMENTS OF THE LOCAL AUTHORITIES.
 - WHITE WATER DESIGN STUDIO TO APPROVE ALL CONTRACTORS' SETTINGS OUT & ALL CO-ORDINATION SHOP DRAWINGS PRIOR TO ALL MANUFACTURERS, CONTRACTORS, INSTALLERS & SPECIALISTS TO BE RESPONSIBLE FOR ENSURING THAT ALL OF THEIR COMMENCEMENT OF INSTALLATION
 - WORKS FULLY COMPLY WITH THE REQUIREMENTS OF THE LOCAL AUTHORITIES & FIRE DEPARTMENT & THAT ALL SAFETY STANDARDS ARE MET THROUGHOUT.
 - ALL FIT-OUT CONTRACTORS & SPECIALISTS TO PREPARE FULL SHOP DRAWINGS WITH SPECIFIC REFERENCE TO SITE CONDITIONS FOR WHITE WATER DESIGN STUDIO APPROVAL PRIOR TO MANUFACTURE & INSTALLATION AS APPROPRIATE TO THEIR TASK.

KEY PLAN :

AMMENDMENTS :

S.NO.	REV.DATE	DESCRIPTION

DRAWING NO : **23A**

DRAWING TITLE : **CEILING LAYOUT- HOOD AREA SECTION**

LOCATION : **LEVEL F-WEST-HYDERABAD**

DATE : 27-02-2024
 SCALE : NTS
 DRN. BY : PRATIKSHA
 CHKD. BY : QAISAR

PROJECT : **PH- LEVEL F- WEST-HYDERABAD**

CLIENT : **TRAVEL FOOD SERVICES**

WHITE WATER DESIGN STUDIO R

HEAD OFFICE:-
 Anchorage, off Govandi Station Rd
 Near Amarnath Patil Ground, Govandi-(E)
 Mumbai 400 088
 TEL: +91 22 6740 7640.
 Email: studio@whitewaterdesign.in



REFERENCE IMAGE FOR
DOME SHAPED
HANGING LIGHT

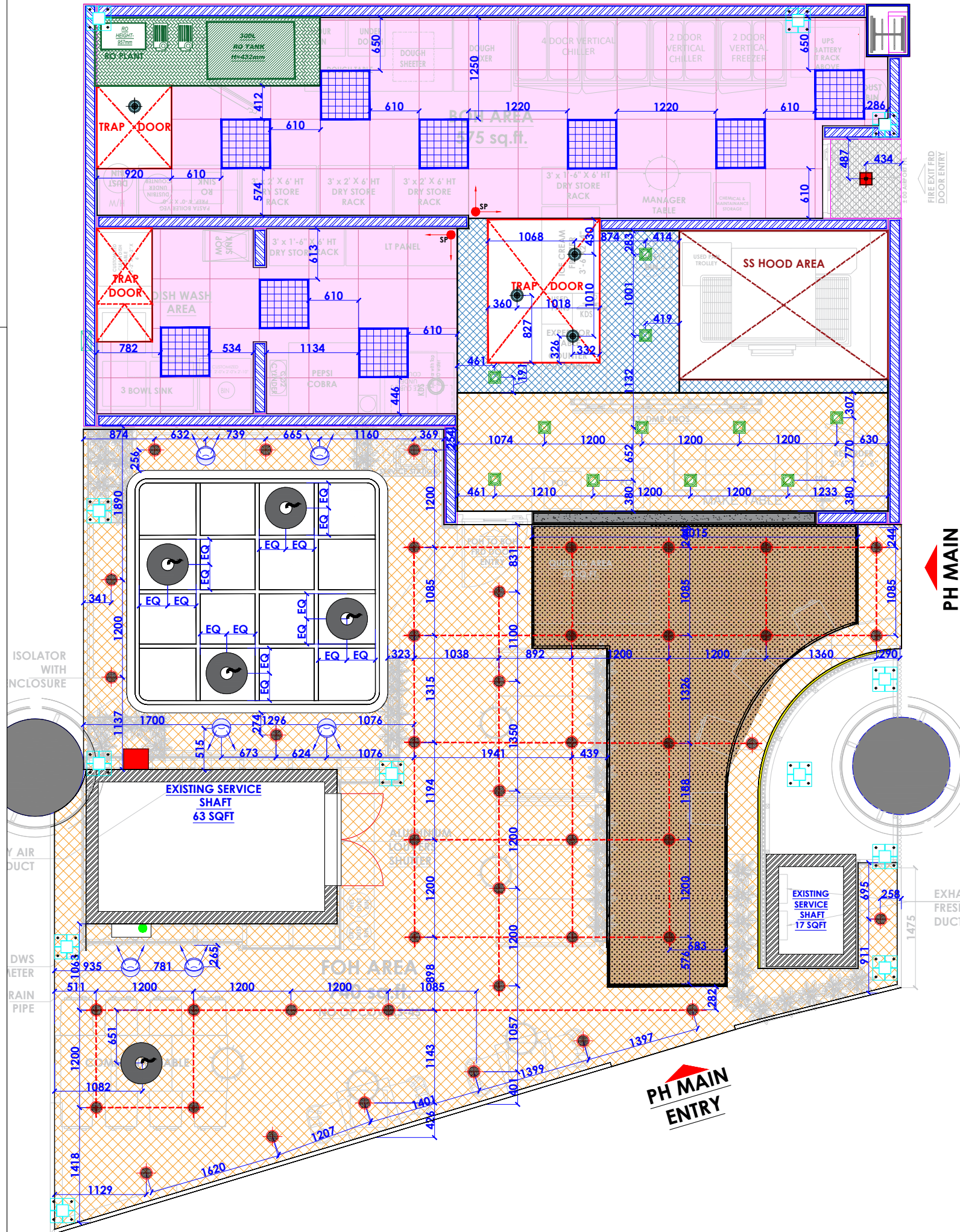
LIGHTING LEGEND -

SYMBOL	DISCRIPTION	COLOUR CODE	TEMP.	QTY
	15W 10" (250 MM DIA.) DOME SHAPED HANGING LIGHT (ABOVE LINEAR & COMMUNITY SEATING)	WARM WHITE	3000K	05
	12W CONCEALED WALL WASHER LIGHTS IN WHITE FIXTURE (FOR ARTWORK)	WARM WHITE	3000K	06
	AN - 2007 15 W LED CIRCULAR CONCEALED FITTING IN WHITE FIXTURE (FOH AREA)	WARM WHITE	3000K	44
	12W INDIRECT LED STRIP LIGHT (ABOVE LEDGE SEATING & IN FACADE)	WARM WHITE	2700K	APPROX 400 FT
	2*2 LED 36W CONCEALED RECESSED MIRROR OPTIC LIGHT (BOH AREA)	COOL WHITE	4000K	09
	24W LED SQUARE DOUBLE CONCEALED DOWN LIGHT- BLACK FIXTURE (MOH AREA)	COOL WHITE	4000K	11
	AN-2007 15 W, LED CIRCULAR CONCEALED FITTING IN WHITE FIXTURE (BOH AREA)TRAP DOOR	COOL WHITE	4000K	04
	15W LED SQUARE DOWN LIGHT CONCEALED 3000K (WARM WHITE LIGHT) IN WHITE FIXTURE WITH CLIP (FOR RAMP AREA)	WARM WHITE	3000K	01

CEILING LEGEND -

	GYPSUM CEILING TO BE FINISHED WITH PAINT (COTTON WOOL L -104 MAKE - ASIAN PAINTS) (@ FOH AREA & MOH AREA) (3000MM HT BOTTOM FROM AIRPORT FFL)
	2" X 3" HT. WOODEN RAFTER CEILING HANGED FROM MS STRUCTURE @ 3000MM HT BOTTOM FROM AIRPORT FFL (@ LINEAR BOOTH SEATING AREA)
	PERFORATED CEILING (@ FOH AREA) (3000MM HT BOTTOM FROM AIRPORT FFL)
	NEOLITH PANELS COLOUR-NERO CEILING (ABOVE RAMP) (3000MM HT BOTTOM FROM AIRPORT FFL)
	GYPSUM CEILING TO BE FINISHED WITH PAINT (COTTON WOOL L -104 MAKE - ASIAN PAINTS) (@ MOH AREA) (2656MM HT BOTTOM FROM AIRPORT FFL)
	METAL GRID CEILING (@ BOH AREA) (2656MM HT BOTTOM FROM AIRPORT FFL)

NO CEILING AREA IN BOH TO BE FINISHED
WITH LUSTER PAINT - DARK SHADOW-8294
(MAKE-ASIAN PAINTS)



NOTES :

- THE COPYRIGHT OF THIS DRAWING REMAINS WITH WHITE WATER DESIGN STUDIO AND IT MAY NOT BE REPRODUCED IN ANY WHICH MANNER WITHOUT PRIOR WRITTEN CONSENT.
- FIGURED DIMENSIONS ARE TO BE USED IN PREFERENCES TO SCALED SIZES. ALL DIMENSIONS MUST BE CHECKED BEFORE COMMENCING WORK ON SITE.
- THIS DRAWINGS TO BE READ IN CONJUNCTION WITH ALL OTHER RELEVANT DRAWINGS.
- ALL PROPOSED WORKS TO BE CARRIED OUT IN ACCORDANCE WITH TECHNICAL SPECIFICATIONS AND SCHEDULES MENTIONED FOR INTERIOR WORKS.
- READ THIS DRAWING IN CONJUNCTION WITH ALL CONSULTANTS' & SPECIALISTS' DRAWINGS, DETAILS, SCHEDULES & SPECIFICATIONS FOR :
i. SPRINKLER INSTALLATION
ii. AUTOMATIC FIRE DETECTION SYSTEMS
iii. AIR CONDITIONING SYSTEM & DISTRIBUTION (HVAC)
iv. EMERGENCY LIGHTING
v. PRIMARY WIRING DESIGN & DISTRIBUTION
- ALL WORK IS TO BE CARRIED OUT STRICTLY IN ACCORDANCE WITH IS STANDARDS (WHERE APPLICABLE) & BEST TRADE PRACTICES. ALL WORK MUST SATISFY THE REQUIREMENTS OF THE LOCAL AUTHORITIES.
- WHITE WATER DESIGN STUDIO TO APPROVE ALL CONTRACTORS' SETTINGS OUT & ALL CO-ORDINATION SHOP DRAWINGS PRIOR TO ALL MANUFACTURERS, CONTRACTORS, INSTALLERS & SPECIALISTS TO BE RESPONSIBLE FOR ENSURING THAT ALL OF THEIR COMMENCEMENT OF INSTALLATION
- WORKS FULLY COMPLY WITH THE REQUIREMENTS OF THE LOCAL AUTHORITIES & FIRE DEPARTMENT & THAT ALL SAFETY STANDARDS ARE MET THROUGHOUT.
- ALL FIT-OUT CONTRACTORS & SPECIALISTS TO PREPARE FULL SHOP DRAWINGS WITH SPECIFIC REFERENCE TO SITE CONDITIONS FOR WHITE WATER DESIGN STUDIO APPROVAL PRIOR TO MANUFACTURE & INSTALLATION AS APPROPRIATE TO THEIR TASK.

KEY PLAN :



AMMENDMENTS :

S.NO.	REV. DATE	DESCRIPTION

DRAWING NO :

24

DRAWING TITLE :

LIGHTING LAYOUT

LOCATION :

LEVEL F-WEST-HYDERABAD

DATE : 27-02-2024

SCALE : NTS

DRN. BY : PRATIKSHA

CHKD. BY : QAISAR

PROJECT :

PH- LEVEL F- WEST-HYDERABAD

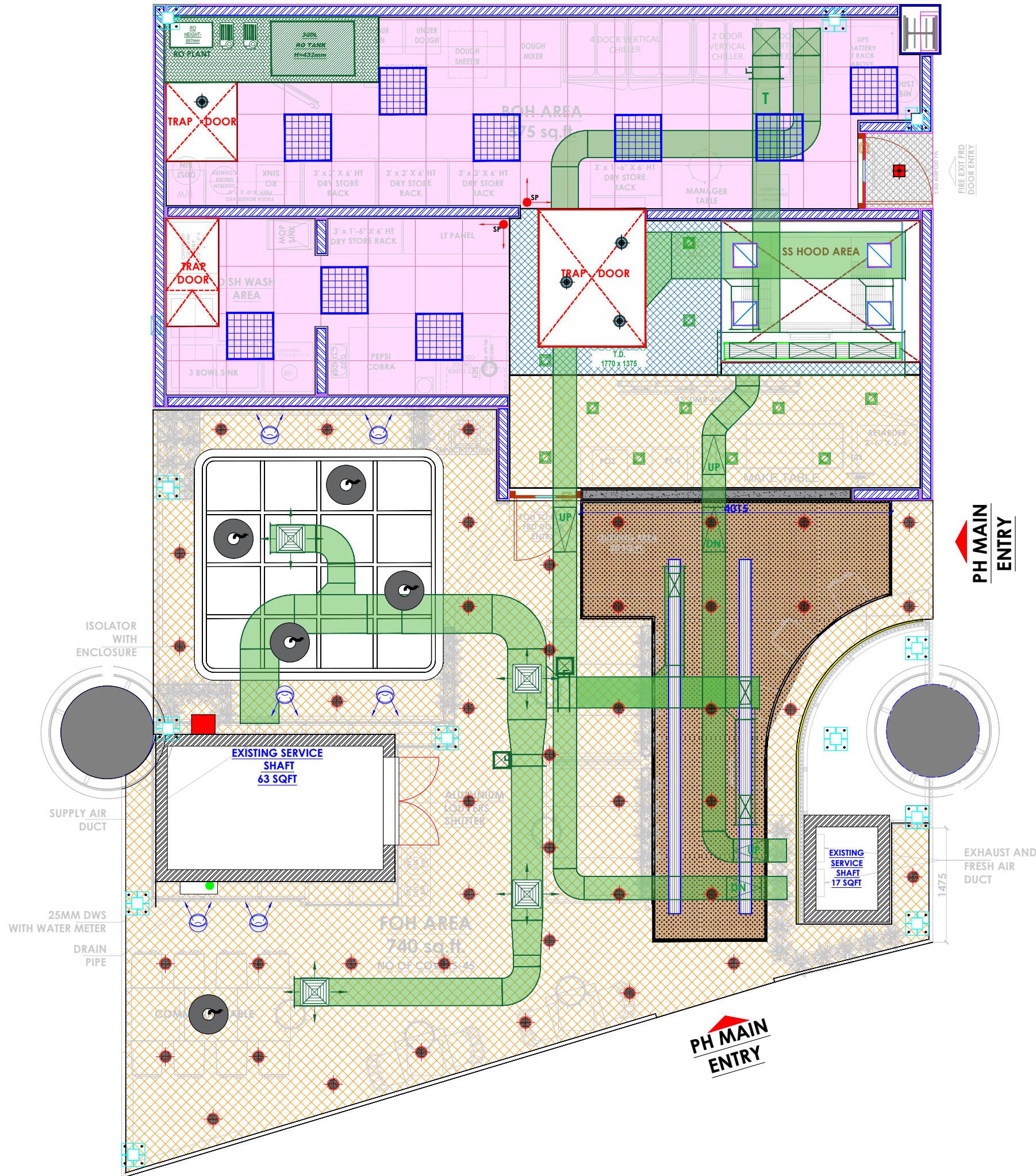
CLIENT :

TRAVEL FOOD SERVICES

**WHITE WATER
DESIGN STUDIO R**



HEAD OFFICE:-
Anchorage, off Govandi Station Rd
Near Amarnath Patil Ground, Govandi-(E)
Mumbai 400 088
TEL: +91 22 6740 7640.
Email: studio@whitewaterdesign.in



NOTES :

- THE COPYRIGHT OF THIS DRAWING REMAINS WITH WHITE WATER DESIGN STUDIO AND IT MAY NOT BE REPRODUCED IN ANY WHICH MANNER WITHOUT PRIOR WRITTEN CONSENT.
- FIGURED DIMENSIONS ARE TO BE USED IN PREFERENCE TO SCALED SIZES. ALL DIMENSIONS MUST BE CHECKED BEFORE COMMENCING WORK ON SITE.
 - THIS DRAWINGS TO BE READ IN CONJUNCTION WITH ALL OTHER RELEVANT DRAWINGS.
 - ALL PROPOSED WORKS TO BE CARRIED OUT IN ACCORDANCE WITH TECHNICAL SPECIFICATIONS AND SCHEDULES MENTIONED FOR INTERIOR WORKS.
 - READ THIS DRAWING IN CONJUNCTION WITH ALL CONSULTANTS' & SPECIALISTS' DRAWINGS, DETAILS, SCHEDULES & SPECIFICATIONS FOR :
 i. SPRINKLER INSTALLATION
 ii. AUTOMATIC FIRE DETECTION SYSTEMS
 iii. AIR CONDITIONING SYSTEM & DISTRIBUTION (HVAC)
 iv. EMERGENCY LIGHTING
 v. PRIMARY WIRING DESIGN & DISTRIBUTION
 - ALL WORK IS TO BE CARRIED OUT STRICTLY IN ACCORDANCE WITH IS STANDARDS (WHERE APPLICABLE) & BEST TRADE PRACTICES. ALL WORK MUST SATISFY THE REQUIREMENTS OF THE LOCAL AUTHORITIES.
 - WHITE WATER DESIGN STUDIO TO APPROVE ALL CONTRACTORS' SETTINGS OUT & ALL CO-ORDINATION SHOP DRAWINGS PRIOR TO ALL MANUFACTURERS, CONTRACTORS, INSTALLERS & SPECIALISTS TO BE RESPONSIBLE FOR ENSURING THAT ALL OF THEIR COMMENCEMENT OF INSTALLATION
 - WORKS FULLY COMPLY WITH THE REQUIREMENTS OF THE LOCAL AUTHORITIES & FIRE DEPARTMENT & THAT ALL SAFETY STANDARDS ARE MET THROUGHOUT.
 - ALL FIT-OUT CONTRACTORS & SPECIALISTS TO PREPARE FULL SHOP DRAWINGS WITH SPECIFIC REFERENCE TO SITE CONDITIONS FOR WHITE WATER DESIGN STUDIO APPROVAL PRIOR TO MANUFACTURE & INSTALLATION AS APPROPRIATE TO THEIR TASK.

KEY PLAN :



AMMENDMENTS :

S.NO.	REV.DATE	DESCRIPTION

DRAWING NO :

25

DRAWING TITLE :

LIGHTING COORDINATION LAYOUT

LOCATION :

LEVEL F-WEST-HYDERABAD

DATE : 27-02-2024
 SCALE : NTS
 DRN. BY : PRATIKSHA
 CHKD. BY : QAISAR

PROJECT :

PH- LEVEL F- WEST-HYDERABAD

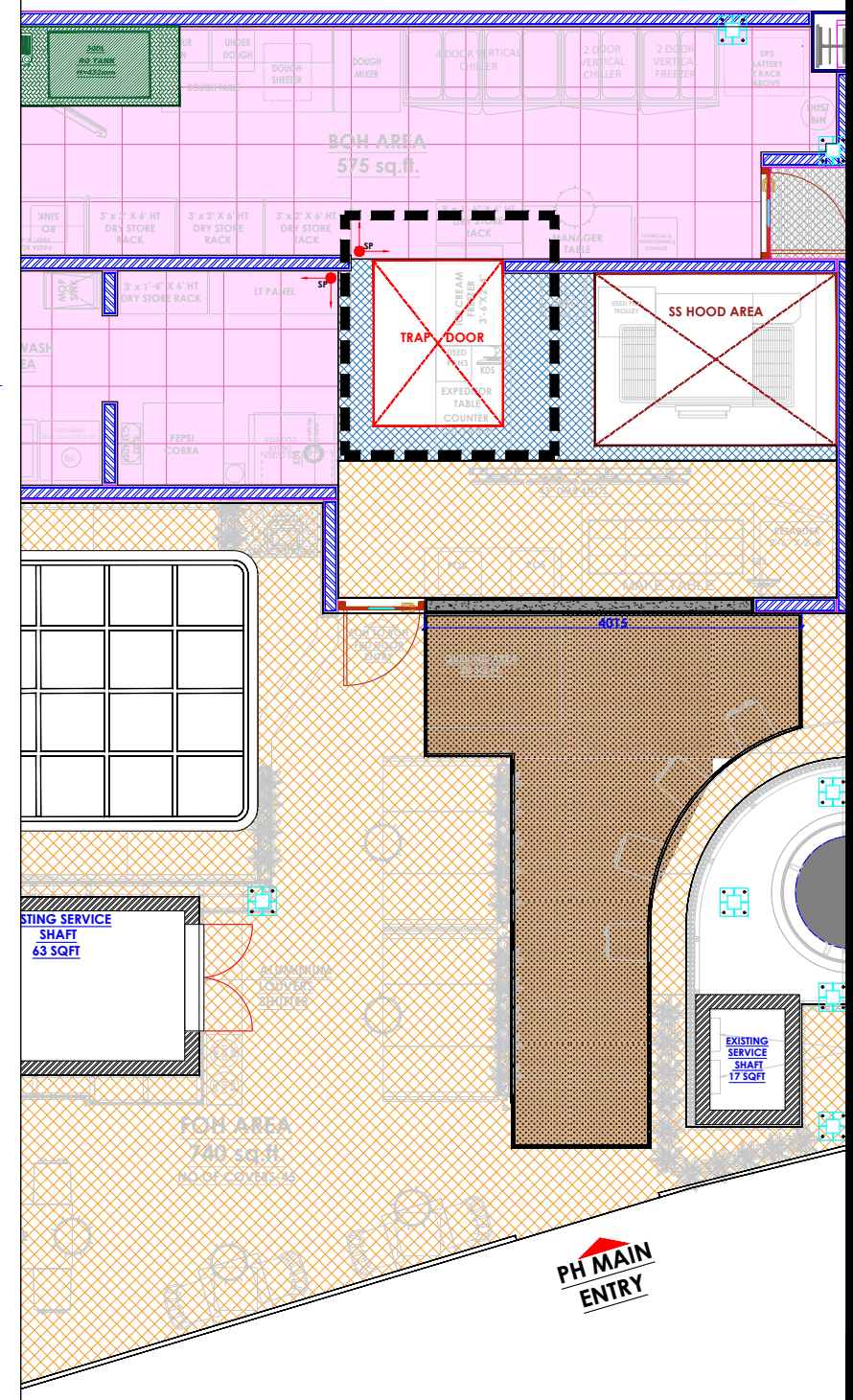
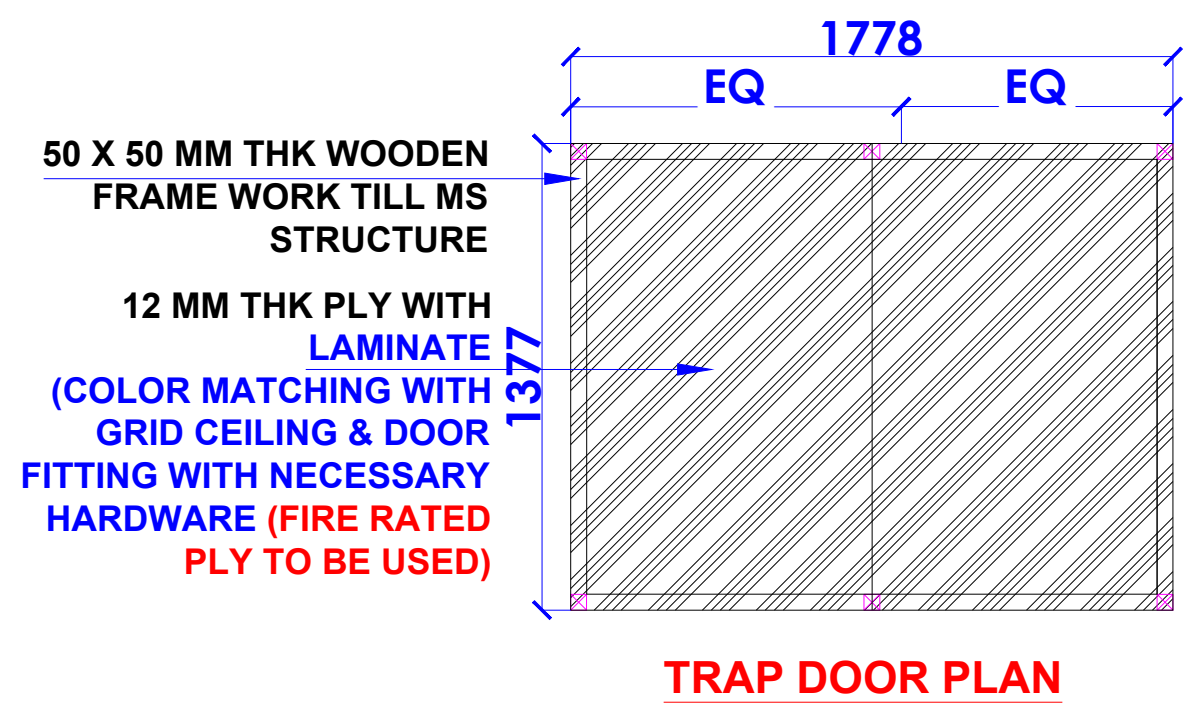
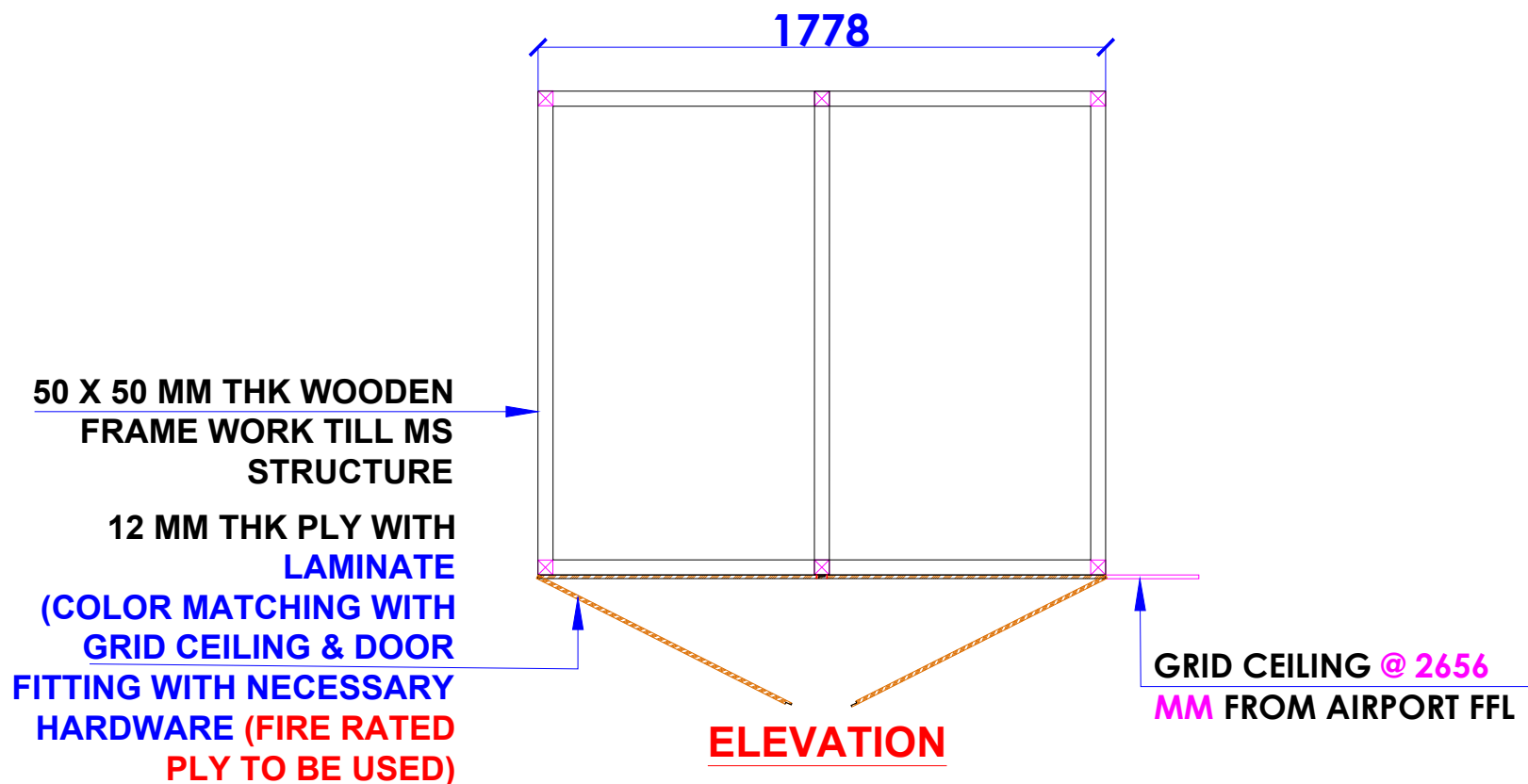
CLIENT :

TRAVEL FOOD SERVICES

WHITE WATER R
 DESIGN STUDIO



HEAD OFFICE:-
 Anchorage, off Govandi Station Rd
 Near Amarnath Patil Ground, Govandi-(E)
 Mumbai 400 088
 TEL: +91 22 6740 7640.
 Email: studio@whitewaterdesign.in



- NOTES :**
- THE COPYRIGHT OF THIS DRAWING REMAINS WITH WHITE WATER DESIGN STUDIO AND IT MAY NOT BE REPRODUCED IN ANY WHICH MANNER WITHOUT PRIOR WRITTEN CONSENT.
 - FIGURED DIMENSIONS ARE TO BE USED IN PREFERENCE TO SCALED SIZES. ALL DIMENSIONS MUST BE CHECKED BEFORE COMMENCING WORK ON SITE.
 - THIS DRAWINGS TO BE READ IN CONJUNCTION WITH ALL OTHER RELEVANT DRAWINGS.
 - ALL PROPOSED WORKS TO BE CARRIED OUT IN ACCORDANCE WITH TECHNICAL SPECIFICATIONS AND SCHEDULES MENTIONED FOR INTERIOR WORKS.
 - READ THIS DRAWING IN CONJUNCTION WITH ALL CONSULTANTS' & SPECIALISTS' DRAWINGS, DETAILS, SCHEDULES & SPECIFICATIONS FOR :
 - SPRINKLER INSTALLATION
 - AUTOMATIC FIRE DETECTION SYSTEMS
 - AIR CONDITIONING SYSTEM & DISTRIBUTION (HVAC)
 - EMERGENCY LIGHTING
 - PRIMARY WIRING DESIGN & DISTRIBUTION
 - ALL WORK IS TO BE CARRIED OUT STRICTLY IN ACCORDANCE WITH IS STANDARDS (WHERE APPLICABLE) & BEST TRADE PRACTICES. ALL WORK MUST SATISFY THE REQUIREMENTS OF THE LOCAL AUTHORITIES.
 - WHITE WATER DESIGN STUDIO TO APPROVE ALL CONTRACTORS' SETTINGS OUT & ALL CO-ORDINATION SHOP DRAWINGS PRIOR TO BE RESPONSIBLE FOR ENSURING THAT ALL OF THEIR COMMENCEMENT OF INSTALLATION
 - WORKS FULLY COMPLY WITH THE REQUIREMENTS OF THE LOCAL AUTHORITIES & FIRE DEPARTMENT & THAT ALL SAFETY STANDARDS ARE MET THROUGHOUT.
 - ALL FIT-OUT CONTRACTORS & SPECIALISTS TO PREPARE FULL SHOP DRAWINGS WITH SPECIFIC REFERENCE TO SITE CONDITIONS FOR WHITE WATER DESIGN STUDIO APPROVAL PRIOR TO MANUFACTURE & INSTALLATION AS APPROPRIATE TO THEIR TASK.

KEY PLAN :

AMMENDMENTS :

S.NO.	REV.DATE	DESCRIPTION

DRAWING NO : 26

DRAWING TITLE : TRAP DOOR DETAIL

LOCATION : LEVEL F-WEST-HYDERABAD

DATE : 27-02-2024
SCALE : NTS
DRN. BY : PRATIKSHA
CHKD. BY : QAISAR

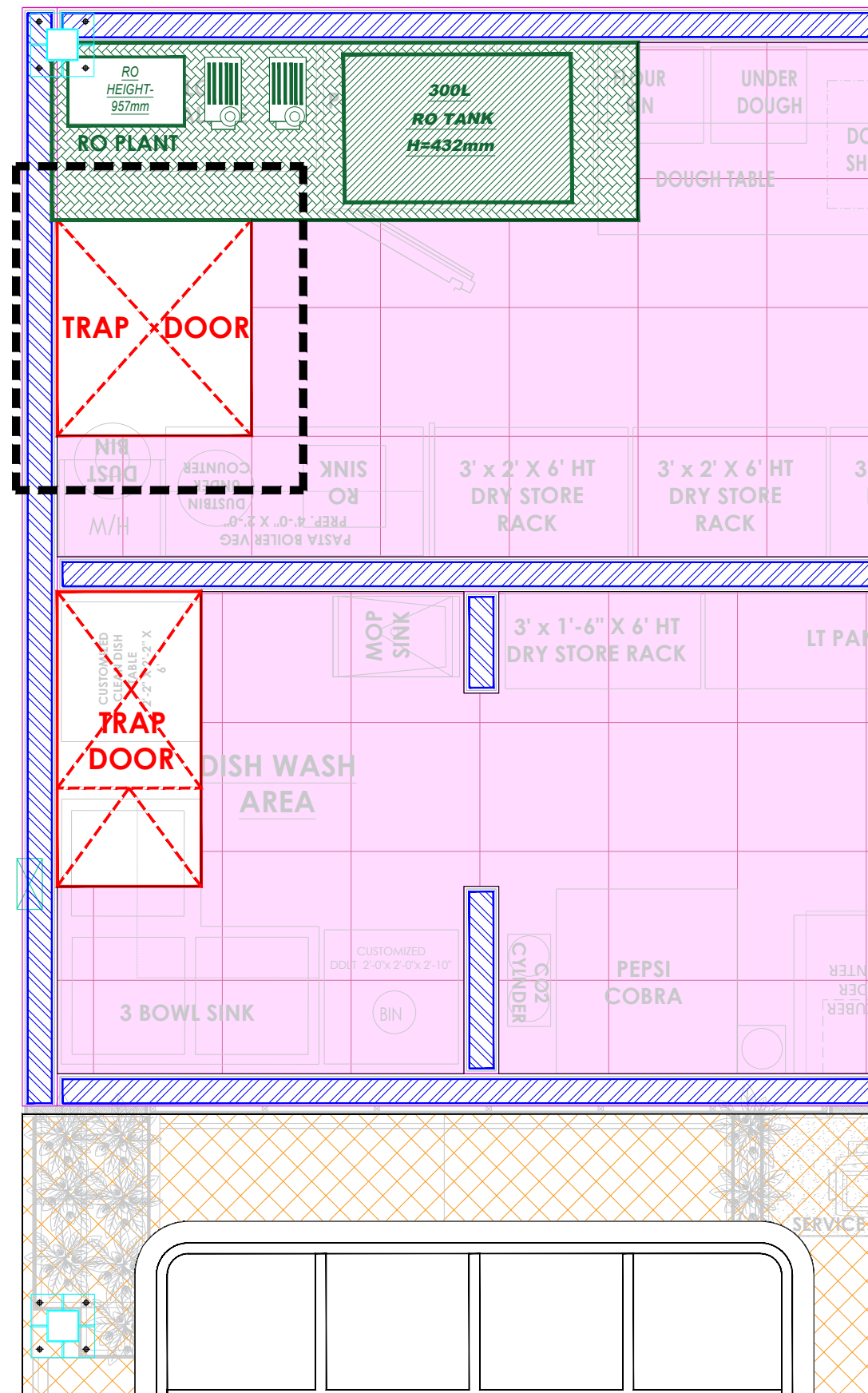
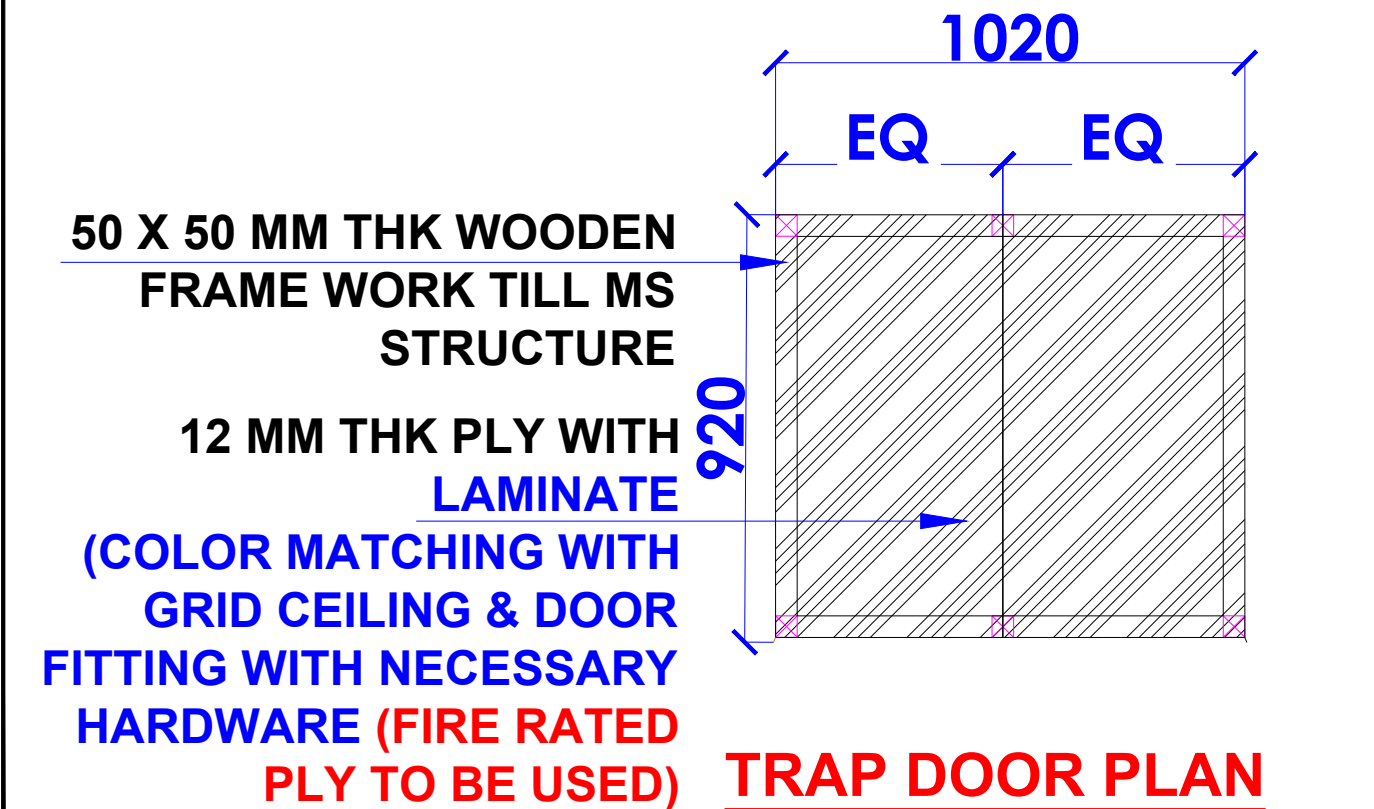
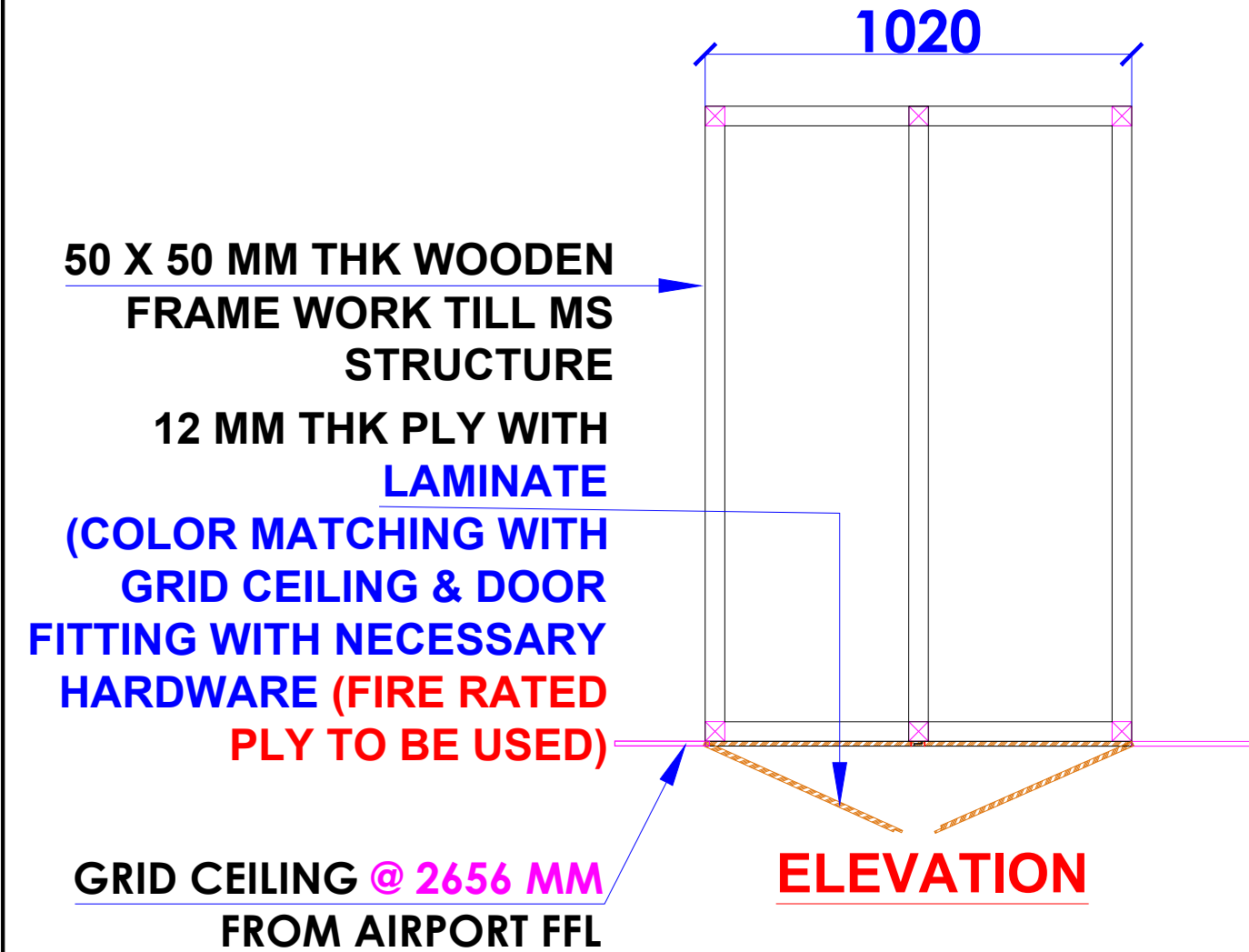
PROJECT : PH- LEVEL F- WEST-HYDERABAD

CLIENT : TRAVEL FOOD SERVICES

WHITE WATER DESIGN STUDIO R

WW

HEAD OFFICE:-
 Anchorage, off Govandi Station Rd
 Near Amarnath Patil Ground, Govandi-(E)
 Mumbai 400 088
 TEL: +91 22 6740 7640.
 Email: studio@whitewaterdesign.in



- NOTES :**
- THE COPYRIGHT OF THIS DRAWING REMAINS WITH WHITE WATER DESIGN STUDIO AND IT MAY NOT BE REPRODUCED IN ANY WHICH MANNER WITHOUT PRIOR WRITTEN CONSENT.
 - FIGURED DIMENSIONS ARE TO BE USED IN PREFERENCE TO SCALED SIZES. ALL DIMENSIONS MUST BE CHECKED BEFORE COMMENCING WORK ON SITE.
 - THIS DRAWINGS TO BE READ IN CONJUNCTION WITH ALL OTHER RELEVANT DRAWINGS.
 - ALL PROPOSED WORKS TO BE CARRIED OUT IN ACCORDANCE WITH TECHNICAL SPECIFICATIONS AND SCHEDULES MENTIONED FOR INTERIOR WORKS.
 - READ THIS DRAWING IN CONJUNCTION WITH ALL CONSULTANTS' & SPECIALISTS' DRAWINGS, DETAILS, SCHEDULES & SPECIFICATIONS FOR :
 - SPRINKLER INSTALLATION
 - AUTOMATIC FIRE DETECTION SYSTEMS
 - AIR CONDITIONING SYSTEM & DISTRIBUTION (HVAC)
 - EMERGENCY LIGHTING
 - PRIMARY WIRING DESIGN & DISTRIBUTION
 - ALL WORK IS TO BE CARRIED OUT STRICTLY IN ACCORDANCE WITH IS STANDARDS (WHERE APPLICABLE) & BEST TRADE PRACTICES. ALL WORK MUST SATISFY THE REQUIREMENTS OF THE LOCAL AUTHORITIES.
 - WHITE WATER DESIGN STUDIO TO APPROVE ALL CONTRACTORS' SETTINGS OUT & ALL CO-ORDINATION SHOP DRAWINGS PRIOR TO ALL MANUFACTURERS, CONTRACTORS, INSTALLERS & SPECIALISTS TO BE RESPONSIBLE. FOR ENSURING THAT ALL OF THEIR COMMENCEMENT OF INSTALLATION
 - WORKS FULLY COMPLY WITH THE REQUIREMENTS OF THE LOCAL AUTHORITIES & FIRE DEPARTMENT & THAT ALL SAFETY STANDARDS ARE MET THROUGHOUT.
 - ALL FIT-OUT CONTRACTORS & SPECIALISTS TO PREPARE FULL SHOP DRAWINGS WITH SPECIFIC REFERENCE TO SITE CONDITIONS FOR WHITE WATER DESIGN STUDIO APPROVAL PRIOR TO MANUFACTURE & INSTALLATION AS APPROPRIATE TO THEIR TASK.



AMMENDMENTS :

S.NO.	REV.DATE	DESCRIPTION

DRAWING NO : 27

DRAWING TITLE : TRAP DOOR DETAIL

LOCATION : LEVEL F-WEST-HYDERABAD

DATE : 27-02-2024
 SCALE : NTS
 DRN. BY : PRATIKSHA
 CHKD. BY : QAISAR

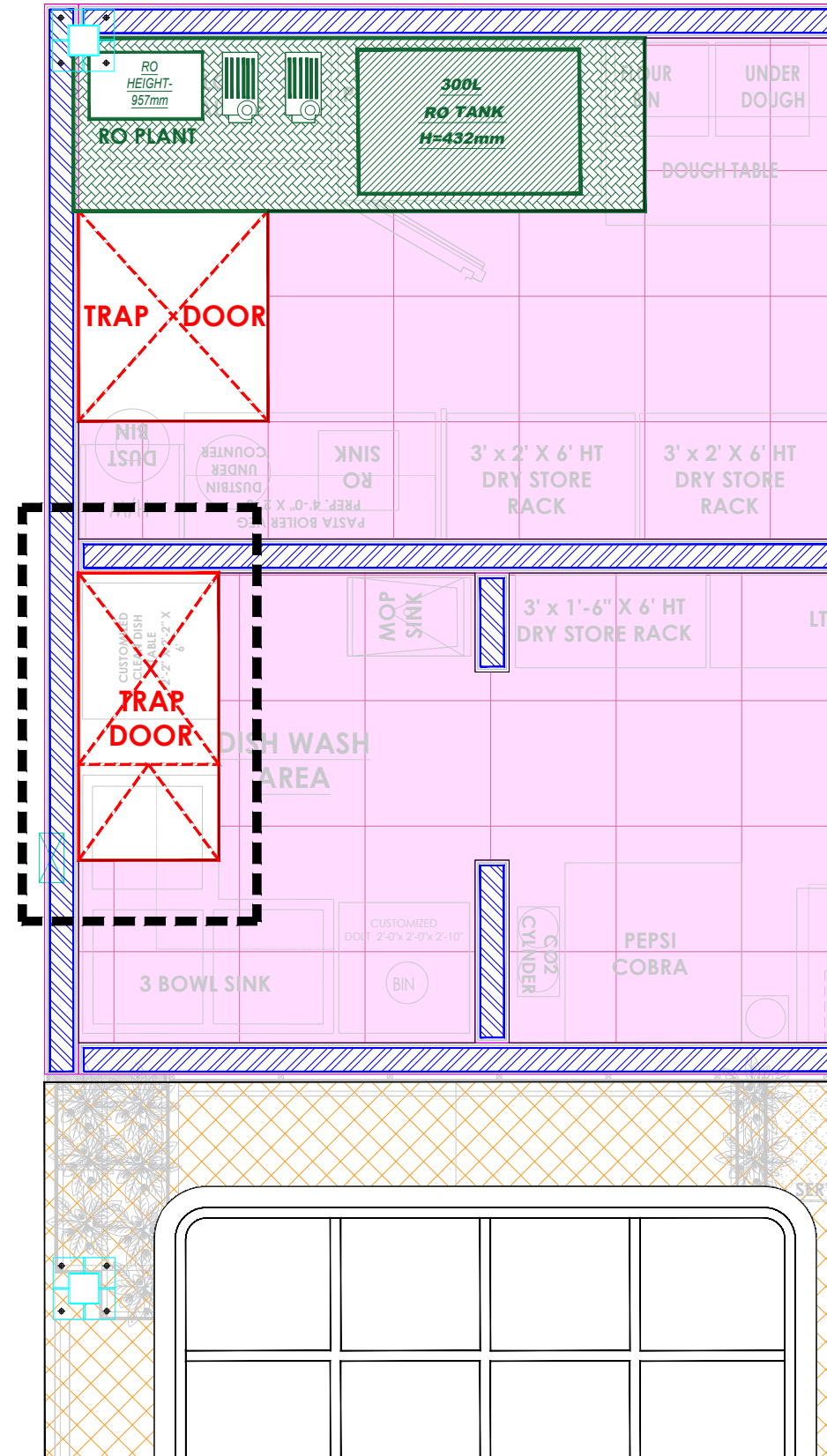
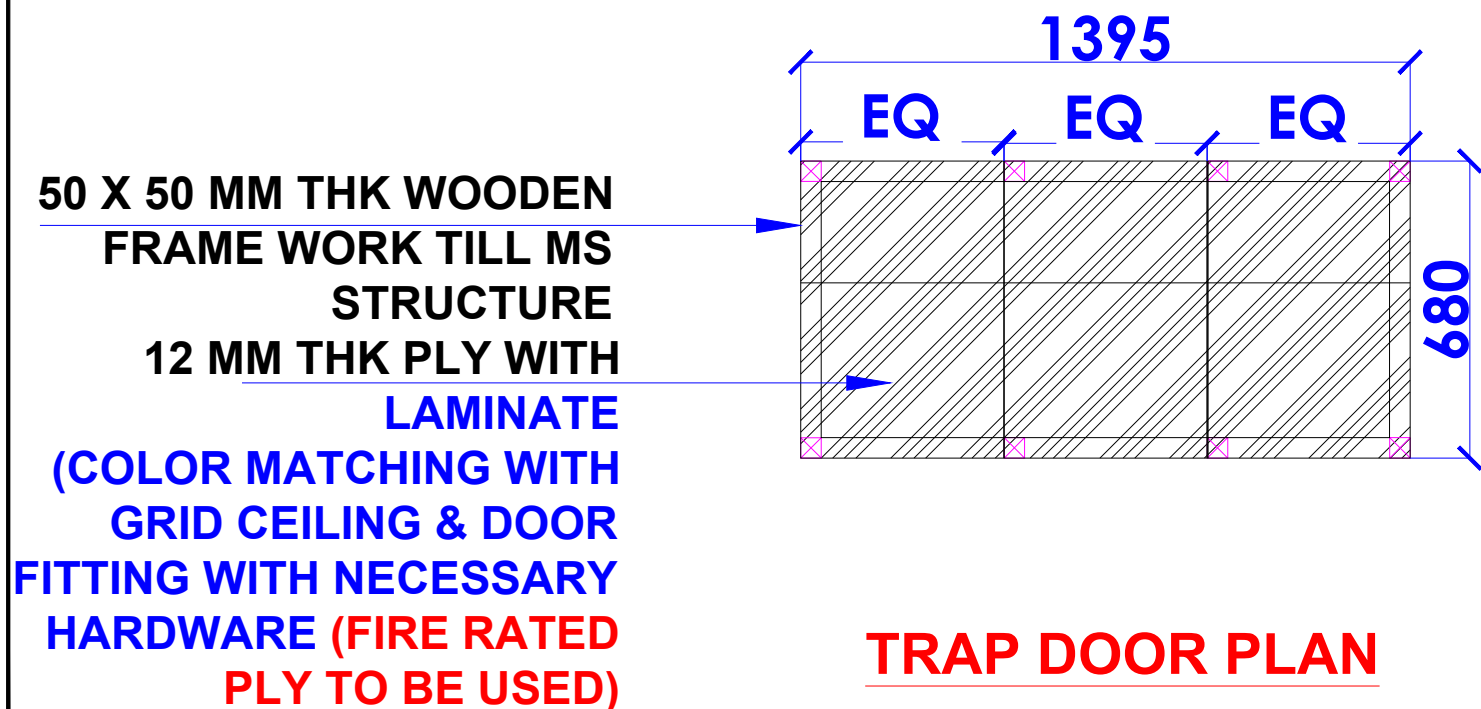
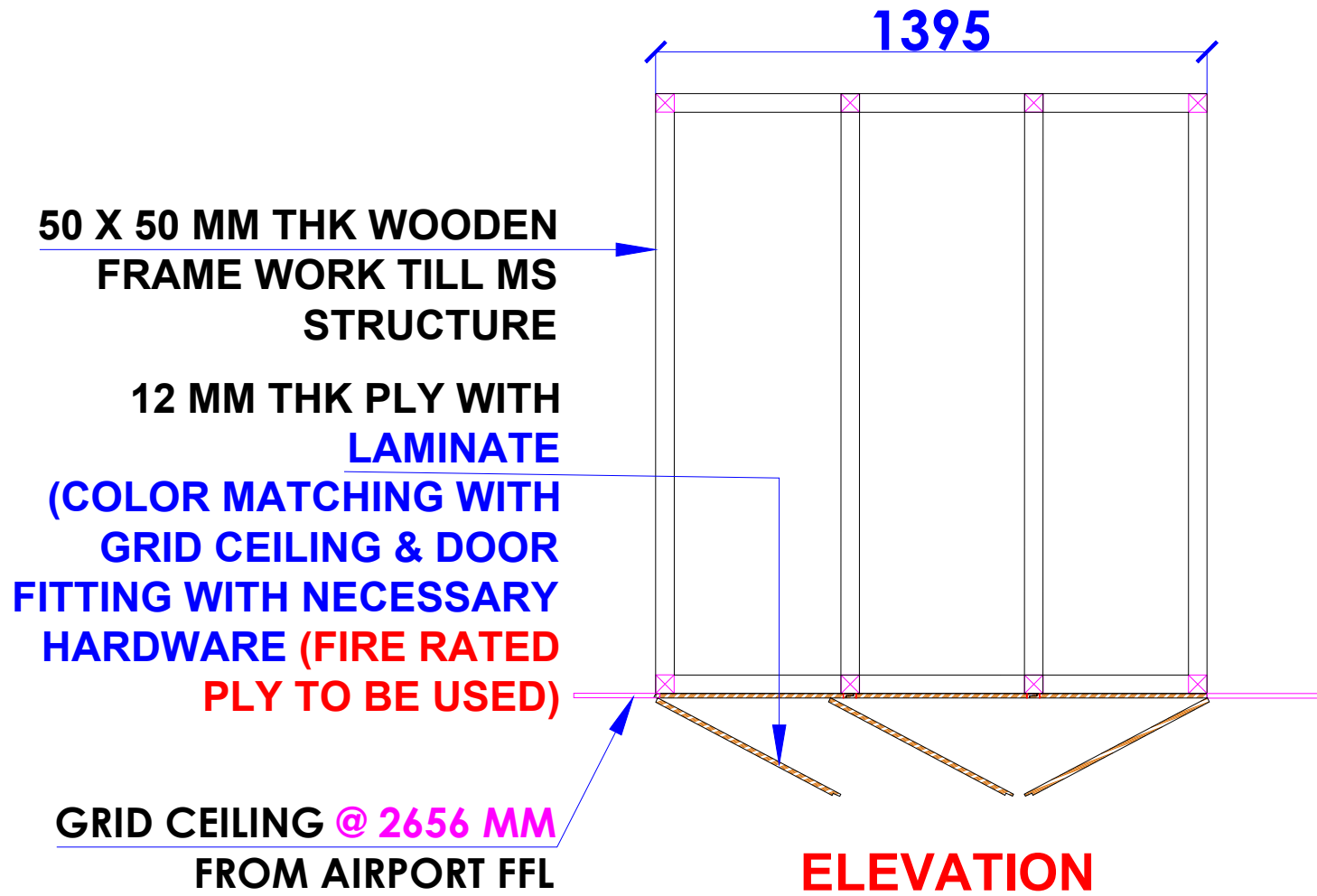
PROJECT : PH- LEVEL F- WEST-HYDERABAD

CLIENT : TRAVEL FOOD SERVICES

WHITE WATER DESIGN STUDIO R

WW

HEAD OFFICE:-
 Anchorage, off Govandi Station Rd
 Near Amarnath Patil Ground, Govandi-(E)
 Mumbai 400 088
 TEL: +91 22 6740 7640.
 Email: studio@whitewaterdesign.in



- NOTES :**
- THE COPYRIGHT OF THIS DRAWING REMAINS WITH WHITE WATER DESIGN STUDIO AND IT MAY NOT BE REPRODUCED IN ANY WHICH MANNER WITHOUT PRIOR WRITTEN CONSENT.
 - FIGURED DIMENSIONS ARE TO BE USED IN PREFERENCE TO SCALED SIZES. ALL DIMENSIONS MUST BE CHECKED BEFORE COMMENCING WORK ON SITE.
 - THIS DRAWINGS TO BE READ IN CONJUNCTION WITH ALL OTHER RELEVANT DRAWINGS.
 - ALL PROPOSED WORKS TO BE CARRIED OUT IN ACCORDANCE WITH TECHNICAL SPECIFICATIONS AND SCHEDULES MENTIONED FOR INTERIOR WORKS.
 - READ THIS DRAWING IN CONJUNCTION WITH ALL CONSULTANTS' & SPECIALISTS' DRAWINGS, DETAILS, SCHEDULES & SPECIFICATIONS FOR :
i. SPRINKLER INSTALLATION
ii. AUTOMATIC FIRE DETECTION SYSTEMS
iii. AIR CONDITIONING SYSTEM & DISTRIBUTION (HVAC)
iv. EMERGENCY LIGHTING
v. PRIMARY WIRING DESIGN & DISTRIBUTION
 - ALL WORK IS TO BE CARRIED OUT STRICTLY IN ACCORDANCE WITH IS STANDARDS (WHERE APPLICABLE) & BEST TRADE PRACTICES. ALL WORK MUST SATISFY THE REQUIREMENTS OF THE LOCAL AUTHORITIES.
 - WHITE WATER DESIGN STUDIO TO APPROVE ALL CONTRACTORS' SETTINGS OUT & ALL CO-ORDINATION SHOP DRAWINGS PRIOR TO ALL MANUFACTURERS, CONTRACTORS, INSTALLERS & SPECIALISTS TO BE RESPONSIBLE FOR ENSURING THAT ALL OF THEIR COMMENCEMENT OF INSTALLATION
 - WORKS FULLY COMPLY WITH THE REQUIREMENTS OF THE LOCAL AUTHORITIES & FIRE DEPARTMENT & THAT ALL SAFETY STANDARDS ARE MET THROUGHOUT.
 - ALL FIT-OUT CONTRACTORS & SPECIALISTS TO PREPARE FULL SHOP DRAWINGS WITH SPECIFIC REFERENCE TO SITE CONDITIONS FOR WHITE WATER DESIGN STUDIO APPROVAL PRIOR TO MANUFACTURE & INSTALLATION AS APPROPRIATE TO THEIR TASK.

KEY PLAN :

AMMENDMENTS :

S.NO.	REV.DATE	DESCRIPTION

DRAWING NO : 28

DRAWING TITLE : TRAP DOOR DETAIL

LOCATION : LEVEL F-WEST-HYDERABAD

DATE : 27-02-2024
SCALE : NTS
DRN. BY : PRATIKSHA
CHKD. BY : QAISAR

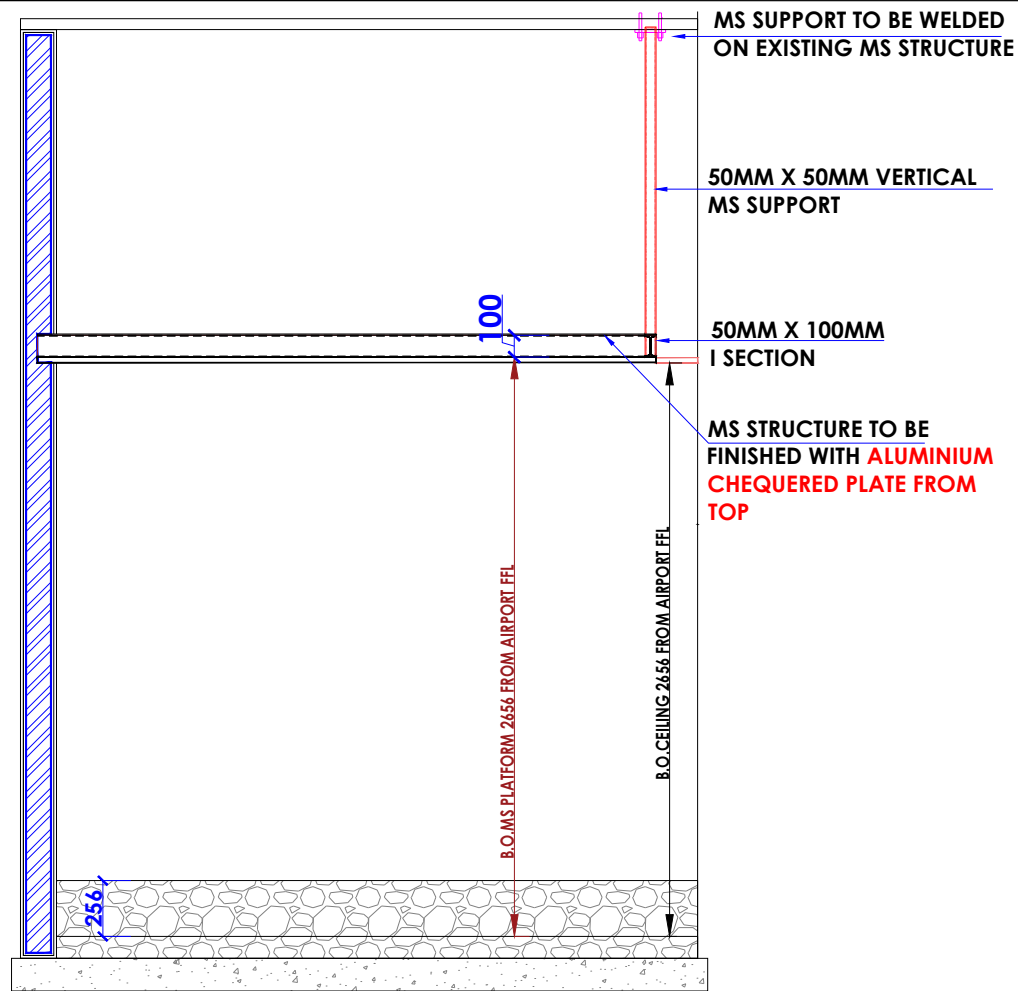
PROJECT : PH- LEVEL F- WEST-HYDERABAD

CLIENT : TRAVEL FOOD SERVICES

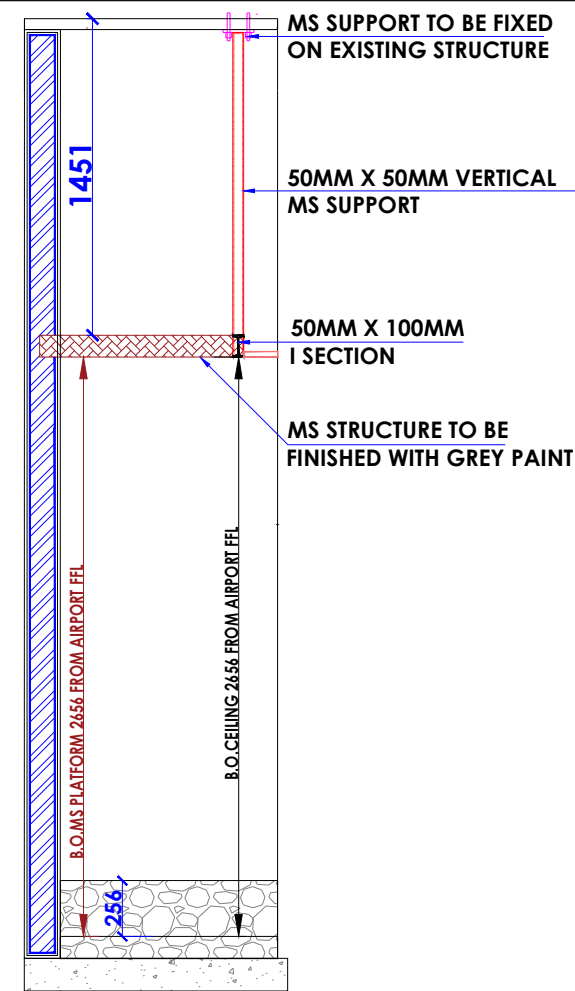
WHITE WATER DESIGN STUDIO R

WW

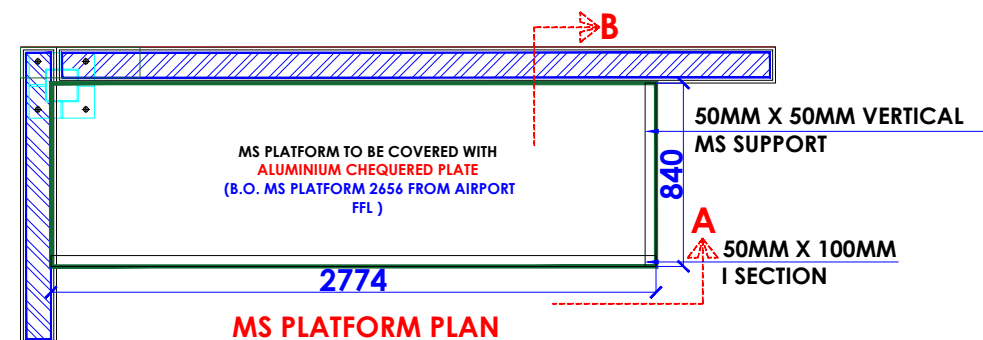
HEAD OFFICE:-
 Anchorage, off Govandi Station Rd
 Near Amarnath Patil Ground, Govandi-(E)
 Mumbai 400 088
 TEL: +91 22 6740 7640.
 Email: studio@whitewaterdesign.in



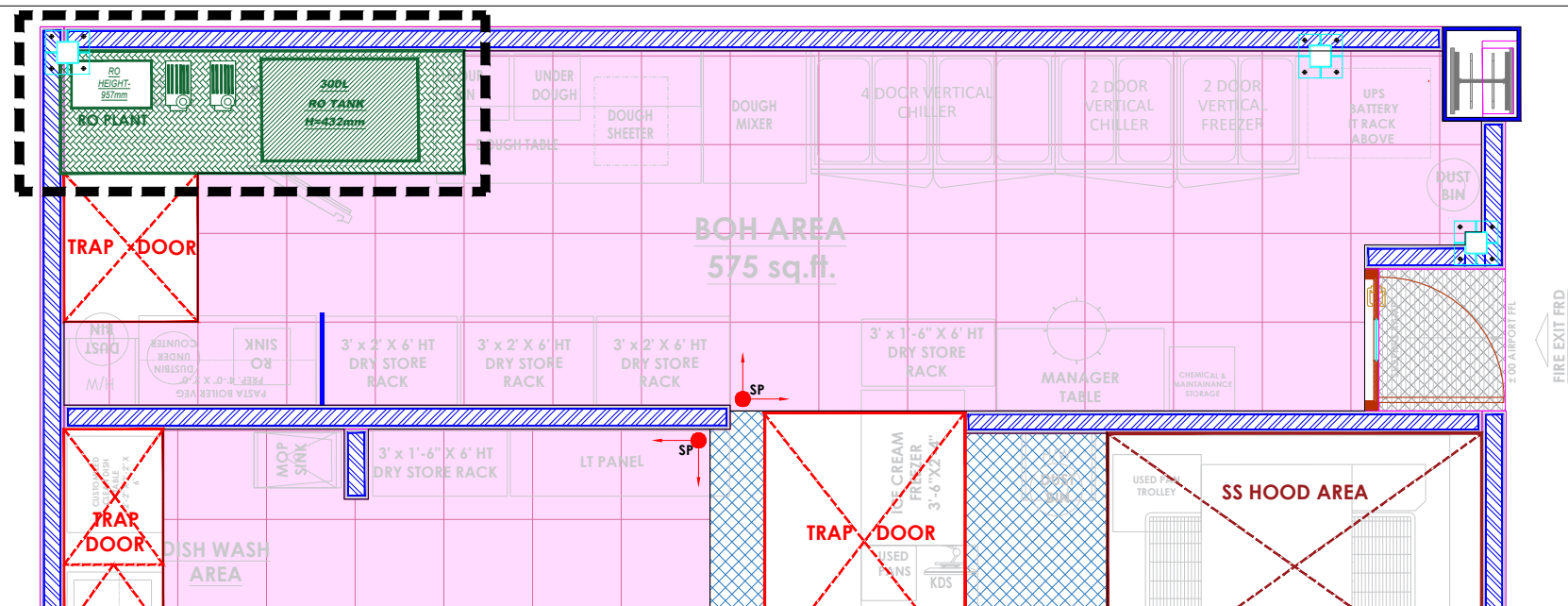
SECTION-A



SECTION-B



MS PLATFORM PLAN



NOTES :

- THE COPYRIGHT OF THIS DRAWING REMAINS WITH WHITE WATER DESIGN STUDIO AND IT MAY NOT BE REPRODUCED IN ANY WHICH MANNER WITHOUT PRIOR WRITTEN CONSENT.
- FIGURED DIMENSIONS ARE TO BE USED IN PREFERENCE TO SCALED SIZES. ALL DIMENSIONS MUST BE CHECKED BEFORE COMMENCING WORK ON SITE.
 - THIS DRAWINGS TO BE READ IN CONJUNCTION WITH ALL OTHER RELEVANT DRAWINGS.
 - ALL PROPOSED WORKS TO BE CARRIED OUT IN ACCORDANCE WITH TECHNICAL SPECIFICATIONS AND SCHEDULES MENTIONED FOR INTERIOR WORKS.
 - READ THIS DRAWING IN CONJUNCTION WITH ALL CONSULTANTS' & SPECIALISTS' DRAWINGS, DETAILS, SCHEDULES & SPECIFICATIONS FOR :
 - SPRINKLER INSTALLATION
 - AUTOMATIC FIRE DETECTION SYSTEMS
 - AIR CONDITIONING SYSTEM & DISTRIBUTION (HVAC)
 - EMERGENCY LIGHTING
 - PRIMARY WIRING DESIGN & DISTRIBUTION
 - ALL WORK IS TO BE CARRIED OUT STRICTLY IN ACCORDANCE WITH IS STANDARDS (WHERE APPLICABLE) & BEST TRADE PRACTICES. ALL WORK MUST SATISFY THE REQUIREMENTS OF THE LOCAL AUTHORITIES.
 - WHITE WATER DESIGN STUDIO TO APPROVE ALL CONTRACTORS' SETTINGS OUT & ALL CO-ORDINATION SHOP DRAWINGS PRIOR TO ALL MANUFACTURERS, CONTRACTORS, INSTALLERS & SPECIALISTS TO BE RESPONSIBLE FOR ENSURING THAT ALL OF THEIR COMMENCEMENT OF INSTALLATION
 - WORKS FULLY COMPLY WITH THE REQUIREMENTS OF THE LOCAL AUTHORITIES & FIRE DEPARTMENT & THAT ALL SAFETY STANDARDS ARE MET THROUGHOUT.
 - ALL FIT-OUT CONTRACTORS & SPECIALISTS TO PREPARE FULL SHOP DRAWINGS WITH SPECIFIC REFERENCE TO SITE CONDITIONS FOR WHITE WATER DESIGN STUDIO APPROVAL PRIOR TO MANUFACTURE & INSTALLATION AS APPROPRIATE TO THEIR TASK.

KEY PLAN :



AMMENDMENTS :

S.NO.	REV.DATE	DESCRIPTION

DRAWING NO :

29

DRAWING TITLE :

MS STRUCTURE DETAIL

LOCATION :

LEVEL F-WEST-HYDERABAD

DATE : 27-02-2024

SCALE : NTS

DRN. BY : PRATIKSHA

CHKD. BY : QAISAR

PROJECT :

PH- LEVEL F- WEST-HYDERABAD

CLIENT :

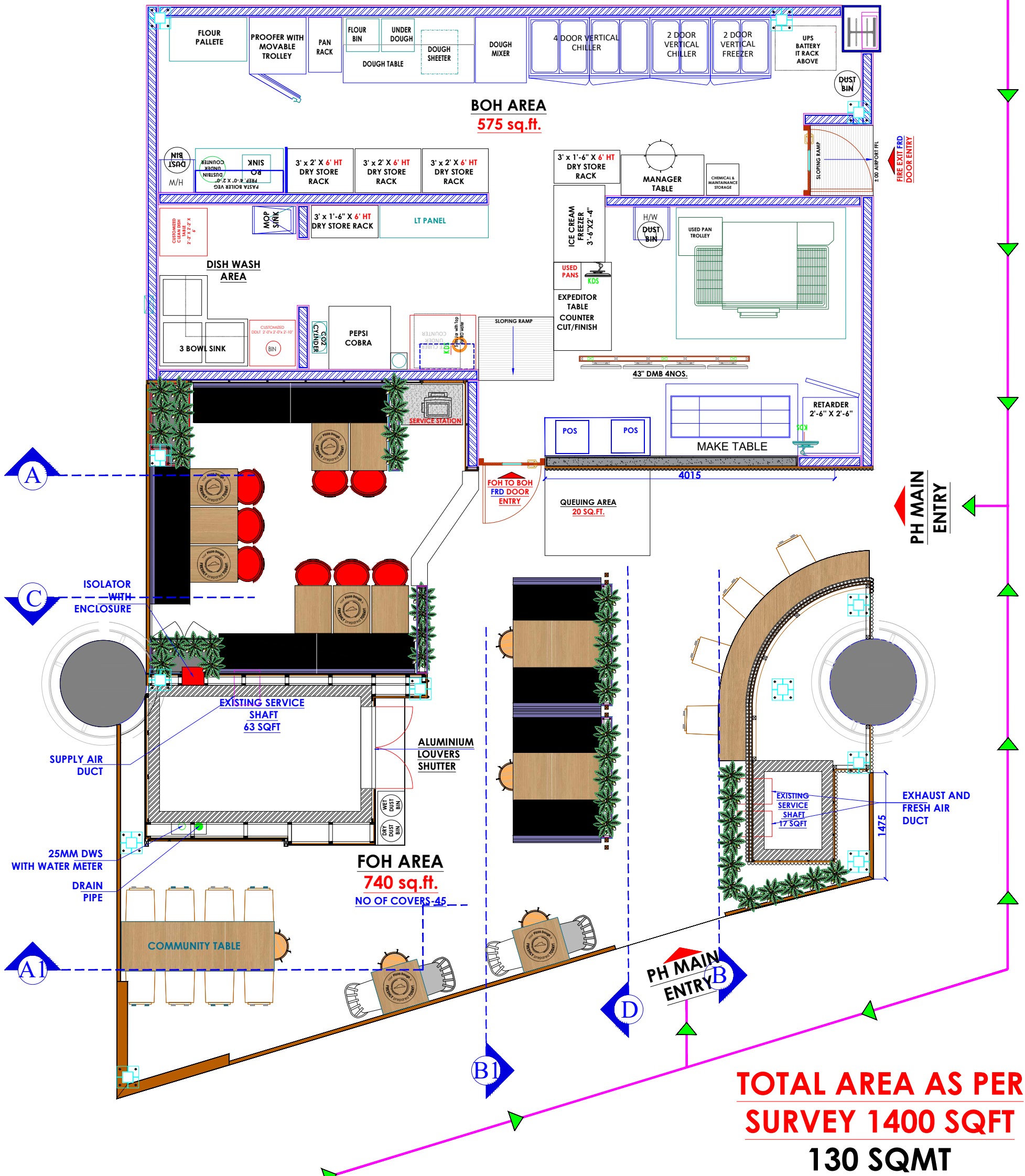
TRAVEL FOOD SERVICES

WHITE WATER
DESIGN STUDIO R



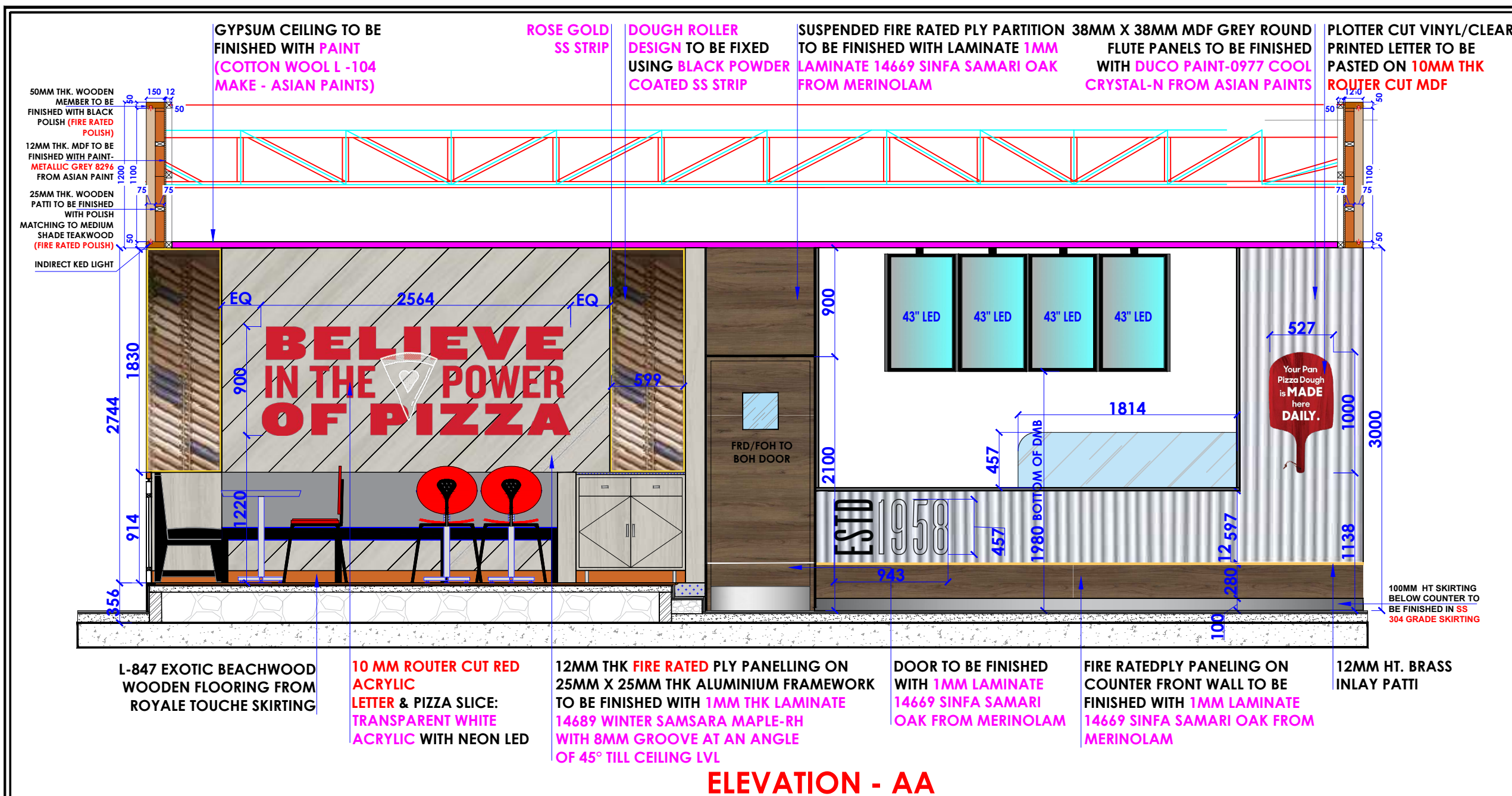
HEAD OFFICE:-
Anchorage, off Govandi Station Rd
Near Amarnath Patil Ground, Govandi-(E)
Mumbai 400 088
TEL: +91 22 6740 7640.
Email: studio@whitewaterdesign.in

LEVEL F - WEST BULB - LOD - F-F-027-R1



TOTAL AREA AS PER SURVEY 1400 SQFT
130 SQMT

<p>NOTES</p> <p>THE COPYRIGHT OF THIS DRAWING REMAINS WITH WHITE WATER DESIGN STUDIO AND IT MAY NOT BE REPRODUCED IN ANY WHICH MANNER WITHOUT PRIOR WRITTEN CONSENT.</p> <ol style="list-style-type: none"> FIGURED DIMENSIONS ARE TO BE USED IN PREFERENCES TO SCALED SIZES. ALL DIMENSIONS MUST BE CHECKED BEFORE COMMENCING WORK ON SITE. THIS DRAWINGS TO BE READ IN CONJUNCTION WITH ALL OTHER RELEVANT DRAWINGS. ALL PROPOSED WORKS TO BE CARRIED OUT IN ACCORDANCE WITH TECHNICAL SPECIFICATIONS AND SCHEDULES MENTIONED FOR INTERIOR WORKS. ALL WORK IS TO BE CARRIED OUT STRICTLY IN ACCORDANCE WITH ISI STANDARDS (WHERE APPLICABLE) & BEST TRADE PRACTICES. ALL WORK MUST SATISFY THE REQUIREMENTS OF THE LOCAL AUTHORITIES. WHITE WATER DESIGN STUDIO TO APPROVE ALL CONTRACTORS' SETTINGS OUT & ALL CO-ORDINATION SHOP DRAWINGS PRIOR TO ALL MANUFACTURERS, CONTRACTORS, INSTALLERS & SPECIALISTS TO BE RESPONSIBLE FOR ENSURING THAT ALL OF THEIR COMMENCEMENT OF INSTALLATION WORKS FULLY COMPLY WITH THE REQUIREMENTS OF THE LOCAL AUTHORITIES & FIRE DEPARTMENT & THAT ALL SAFETY STANDARDS ARE MET THROUGHOUT. ALL FIT-OUT CONTRACTORS & SPECIALISTS TO PREPARE FULL SHOP DRAWINGS WITH SPECIFIC REFERENCE TO SITE CONDITIONS FOR WHITE WATER DESIGN STUDIO APPROVAL PRIOR TO MANUFACTURE & INSTALLATION AS APPROPRIATE TO THEIR TASK. 	<p>KEY PLAN :</p>	<p>AMMENDMENTS :</p> <table border="1"> <thead> <tr> <th>SNO.</th> <th>REV. DATE</th> <th>DESCRIPTION</th> </tr> </thead> <tbody> <tr><td> </td><td> </td><td> </td></tr> <tr><td> </td><td> </td><td> </td></tr> <tr><td> </td><td> </td><td> </td></tr> <tr><td> </td><td> </td><td> </td></tr> <tr><td> </td><td> </td><td> </td></tr> <tr><td> </td><td> </td><td> </td></tr> <tr><td> </td><td> </td><td> </td></tr> <tr><td> </td><td> </td><td> </td></tr> <tr><td> </td><td> </td><td> </td></tr> </tbody> </table>	SNO.	REV. DATE	DESCRIPTION																												<p>DRAWING NO :</p> <p style="text-align: right;">30</p>	<p>CLIENT :</p> <p>TRAVEL FOOD SERVICES</p>
			SNO.	REV. DATE	DESCRIPTION																													
<p>DATE : 27-02-2024</p> <p>SCALE : AS STATED</p> <p>DRN. BY : PRATIKSHA</p> <p>CHD. BY : SHILPA</p>	<p>LOCATION :</p> <p>LEVEL F 027 - WEST - HYDERABAD</p>	<p>WHITE WATER DESIGN STUDIO</p>																																
<p>DRAWING TITLE :</p> <p>DEMARICATION LAYOUT</p>	<p>PROJECT :</p> <p>PH - LEVEL F 027 - WEST - HYDERABAD</p>	<p>HEAD OFFICE:-</p> <p>Anchorage, off Govandi Station Rd. Near Amarnath Patil Ground, Govandi-(E) Mumbai 400 088 TEL: +91 22 6740 7640. Email: studio@whitewaterdesign.in</p>																																



ELEVATION - AA



REFERENCE IMAGE



REFERENCE IMAGE

- NOTES :**
1. THE COPYRIGHT OF THIS DRAWING REMAINS WITH WHITE WATER DESIGN STUDIO AND IT MAY NOT BE REPRODUCED IN ANY WHICH MANNER WITHOUT PRIOR WRITTEN CONSENT.
 2. FIGURED DIMENSIONS ARE TO BE USED IN PREFERENCES TO SCALED SIZES. ALL DIMENSIONS MUST BE CHECKED BEFORE COMMENCING WORK ON SITE.
 3. THIS DRAWINGS TO BE READ IN CONJUNCTION WITH ALL OTHER RELEVANT DRAWINGS.
 4. ALL PROPOSED WORKS TO BE CARRIED OUT IN ACCORDANCE WITH TECHNICAL SPECIFICATIONS AND SCHEDULES MENTIONED FOR INTERIOR WORKS.
 5. READ THIS DRAWING IN CONJUNCTION WITH ALL CONSULTANTS' & SPECIALISTS' DRAWINGS, DETAILS, SCHEDULES & SPECIFICATIONS FOR :
i. SPRINKLER INSTALLATION
ii. AUTOMATIC FIRE DETECTION SYSTEMS
iii. AIR CONDITIONING SYSTEM & DISTRIBUTION (HVAC)
iv. EMERGENCY LIGHTING
v. PRIMARY WIRING DESIGN & DISTRIBUTION
 6. ALL WORK IS TO BE CARRIED OUT STRICTLY IN ACCORDANCE WITH IS STANDARDS (WHERE APPLICABLE) & BEST TRADE PRACTICES. ALL WORK MUST SATISFY THE REQUIREMENTS OF THE LOCAL AUTHORITIES.
 7. WHITE WATER DESIGN STUDIO TO APPROVE ALL CONTRACTORS' SETTINGS OUT & ALL CO-ORDINATION SHOP DRAWINGS PRIOR TO ALL MANUFACTURERS, CONTRACTORS, INSTALLERS & SPECIALISTS TO BE RESPONSIBLE FOR ENSURING THAT ALL OF THEIR COMMENCEMENT OF INSTALLATION
 8. WORKS FULLY COMPLY WITH THE REQUIREMENTS OF THE LOCAL AUTHORITIES & FIRE DEPARTMENT & THAT ALL SAFETY STANDARDS ARE MET THROUGHOUT.
 9. ALL FIT-OUT CONTRACTORS & SPECIALISTS TO PREPARE FULL SHOP DRAWINGS WITH SPECIFIC REFERENCE TO SITE CONDITIONS FOR WHITE WATER DESIGN STUDIO APPROVAL PRIOR TO MANUFACTURE & INSTALLATION AS APPROPRIATE TO THEIR TASK.



AMMENDMENTS :

S.NO.	REV. DATE	DESCRIPTION

DRAWING NO : 31

DRAWING TITLE :
ELEVATION AA

LOCATION :
LVL-WEST-(ISHA FF-27)

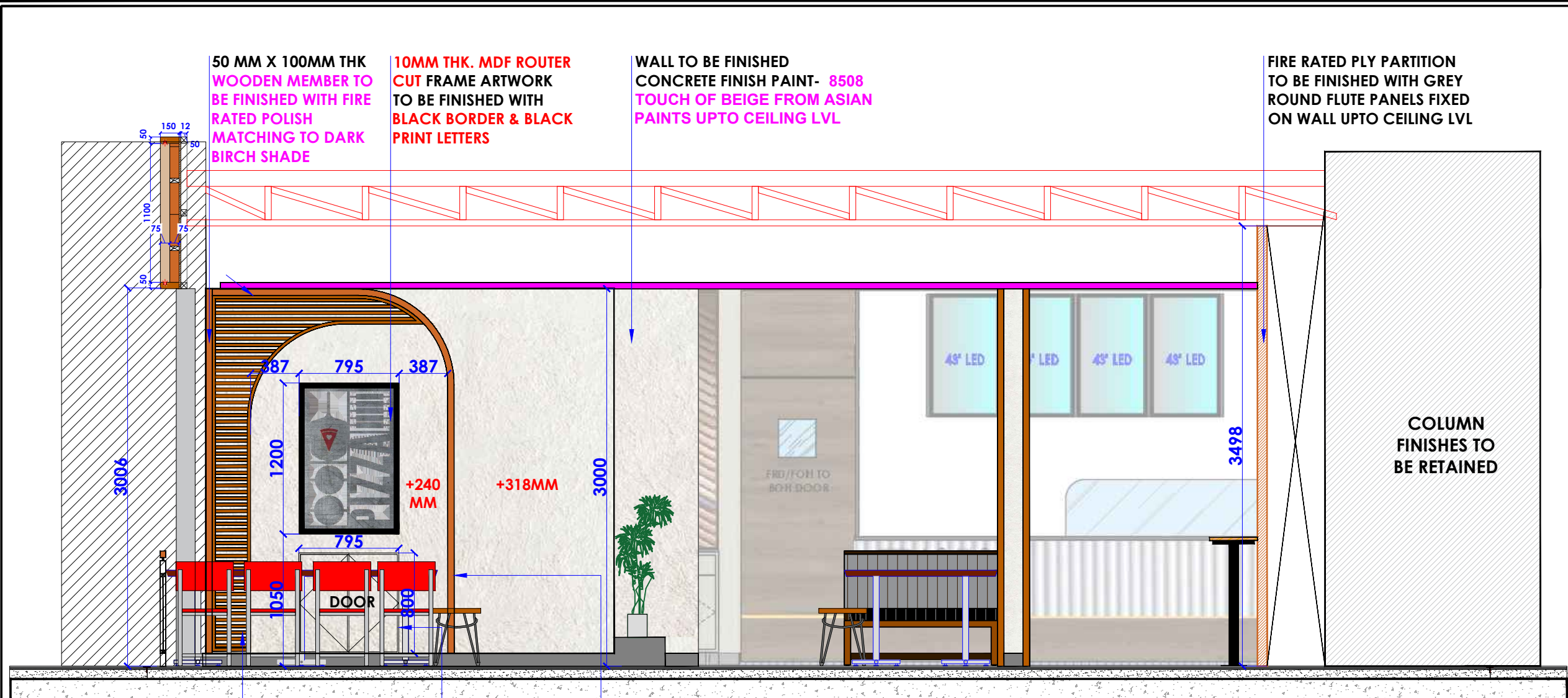
DATE : 27-02-2024
SCALE : NTS
DRN. BY : PRATIKSHA
CHKD. BY : QAISAR

PROJECT :
HYDERABAD AIRPORT

CLIENT :
TRAVELS FOOD SERVICES

WHITE WATER R
DESIGN STUDIO

HEAD OFFICE:-
Anchorage, off Govandi Station Rd
Near Amarnath Patil Ground, Govandi-(E)
Mumbai 400 088
TEL: +91 22 6740 7640.
Email: studio@whitewaterdesign.in



50 MM X 100MM THK WOODEN MEMBER TO BE FINISHED WITH FIRE RATED POLISH MATCHING TO DARK BIRCH SHADE

10MM THK. MDF ROUTER CUT FRAME ARTWORK TO BE FINISHED WITH BLACK BORDER & BLACK PRINT LETTERS

WALL TO BE FINISHED CONCRETE FINISH PAINT- 8508 TOUCH OF BEIGE FROM ASIAN PAINTS UPTO CEILING LVL

FIRE RATED PLY PARTITION TO BE FINISHED WITH GREY ROUND FLUTE PANELS FIXED ON WALL UPTO CEILING LVL

ELEVATION-AA1

25 MM X 12MM THK WOODEN BEADING PATI TO BE FINISHED WITH FIRE RATED POLISH MATCHING TO DARK OAK SHADE

DOOR FOR ACCESS OF WATER METER & DRAIN PIPE

50 MM X 100MM THK WOODEN MEMBER TO BE FINISHED WITH FIRE RATED POLISH MATCHING TO DARK BIRCH SHADE



REFERENCE IMAGE

NOTES :

- THE COPYRIGHT OF THIS DRAWING REMAINS WITH WHITE WATER DESIGN STUDIO AND IT MAY NOT BE REPRODUCED IN ANY WHICH MANNER WITHOUT PRIOR WRITTEN CONSENT.
- FIGURED DIMENSIONS ARE TO BE USED IN PREFERENCES TO SCALED SIZES. ALL DIMENSIONS MUST BE CHECKED BEFORE COMMENCING WORK ON SITE.
 - THIS DRAWINGS TO BE READ IN CONJUNCTION WITH ALL OTHER RELEVANT DRAWINGS.
 - ALL PROPOSED WORKS TO BE CARRIED OUT IN ACCORDANCE WITH TECHNICAL SPECIFICATIONS AND SCHEDULES MENTIONED FOR INTERIOR WORKS.
 - READ THIS DRAWING IN CONJUNCTION WITH ALL CONSULTANTS' & SPECIALISTS' DRAWINGS, DETAILS, SCHEDULES & SPECIFICATIONS FOR :
 i. SPRINKLER INSTALLATION
 ii. AUTOMATIC FIRE DETECTION SYSTEMS
 iii. AIR CONDITIONING SYSTEM & DISTRIBUTION (HVAC)
 iv. EMERGENCY LIGHTING
 v. PRIMARY WIRING DESIGN & DISTRIBUTION
 - ALL WORK IS TO BE CARRIED OUT STRICTLY IN ACCORDANCE WITH IS STANDARDS (WHERE APPLICABLE) & BEST TRADE PRACTICES. ALL WORK MUST SATISFY THE REQUIREMENTS OF THE LOCAL AUTHORITIES.
 - WHITE WATER DESIGN STUDIO TO APPROVE ALL CONTRACTORS' SETTINGS OUT & ALL CO-ORDINATION SHOP DRAWINGS PRIOR TO ALL MANUFACTURERS, CONTRACTORS, INSTALLERS & SPECIALISTS TO BE RESPONSIBLE FOR ENSURING THAT ALL OF THEIR COMMENCEMENT OF INSTALLATION
 - WORKS FULLY COMPLY WITH THE REQUIREMENTS OF THE LOCAL AUTHORITIES & FIRE DEPARTMENT & THAT ALL SAFETY STANDARDS ARE MET THROUGHOUT.
 - ALL FIT-OUT CONTRACTORS & SPECIALISTS TO PREPARE FULL SHOP DRAWINGS WITH SPECIFIC REFERENCE TO SITE CONDITIONS FOR WHITE WATER DESIGN STUDIO APPROVAL PRIOR TO MANUFACTURE & INSTALLATION AS APPROPRIATE TO THEIR TASK.

KEY PLAN :



AMMENDMENTS :

S.NO.	REV. DATE	DESCRIPTION

DRAWING NO :

32

DRAWING TITLE :

ELEVATION AA1

LOCATION :

LVL-WEST-(ISHA FF-27)

DATE : 27-02-2024
 SCALE : NTS
 DRN. BY : PRATIKSHA
 CHKD. BY : QAISAR

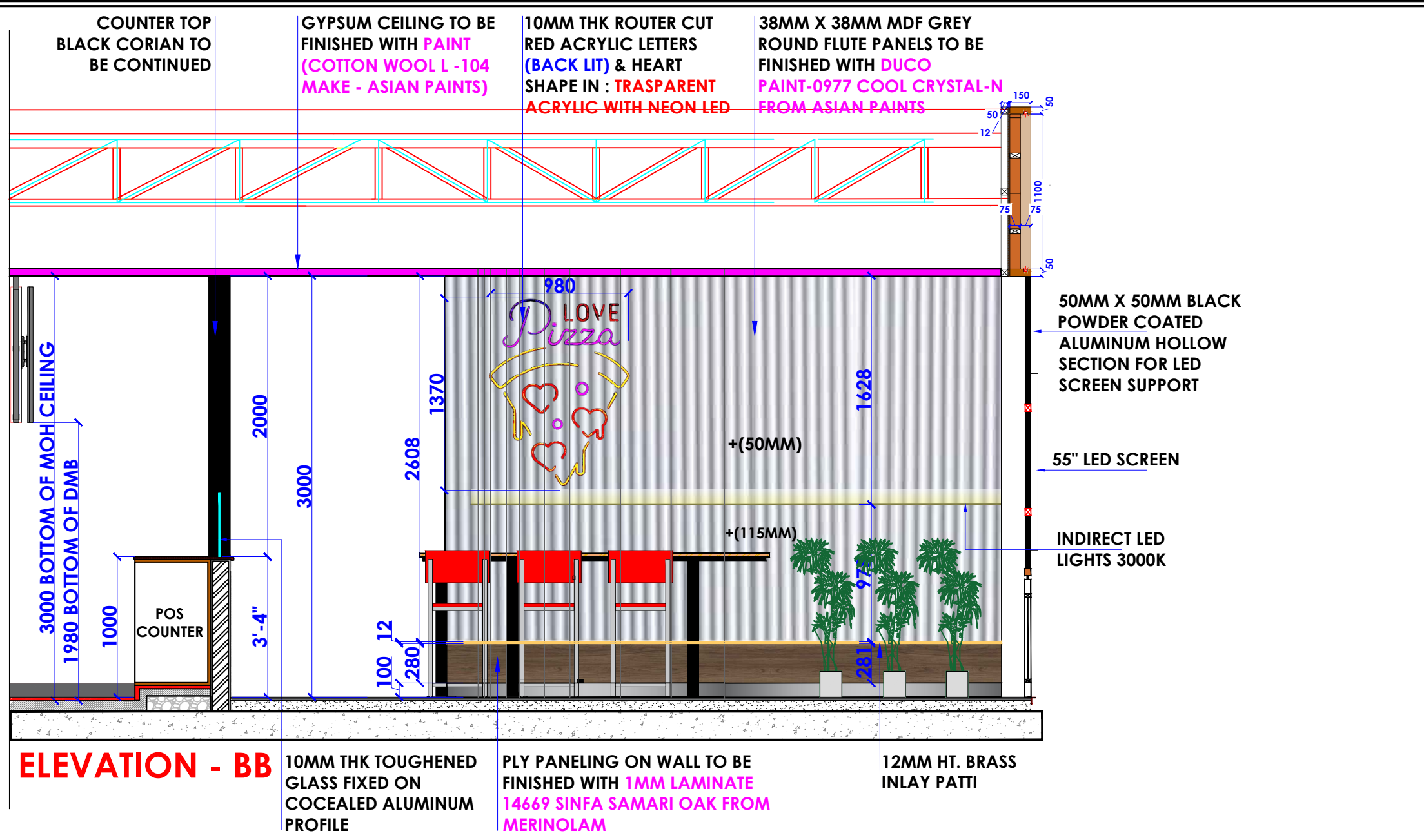
PROJECT :
 HYDERABAD AIRPORT

CLIENT :
 TRAVELS FOOD SERVICES

WHITE WATER
 DESIGN STUDIO R



HEAD OFFICE:-
 Anchorage, off Govandi Station Rd
 Near Amarnath Patil Ground, Govandi-(E)
 Mumbai 400 088
 TEL: +91 22 6740 7640.
 Email: studio@whitewaterdesign.in



- NOTES :**
- THE COPYRIGHT OF THIS DRAWING REMAINS WITH WHITE WATER DESIGN STUDIO AND IT MAY NOT BE REPRODUCED IN ANY WHICH MANNER WITHOUT PRIOR WRITTEN CONSENT.
 - FIGURED DIMENSIONS ARE TO BE USED IN PREFERENCES TO SCALED SIZES. ALL DIMENSIONS MUST BE CHECKED BEFORE COMMENCING WORK ON SITE.
 - THIS DRAWINGS TO BE READ IN CONJUNCTION WITH ALL OTHER RELEVANT DRAWINGS.
 - ALL PROPOSED WORKS TO BE CARRIED OUT IN ACCORDANCE WITH TECHNICAL SPECIFICATIONS AND SCHEDULES MENTIONED FOR INTERIOR WORKS.
 - READ THIS DRAWING IN CONJUNCTION WITH ALL CONSULTANTS' & SPECIALISTS' DRAWINGS, DETAILS, SCHEDULES & SPECIFICATIONS FOR :
i. SPRINKLER INSTALLATION
ii. AUTOMATIC FIRE DETECTION SYSTEMS
iii. AIR CONDITIONING SYSTEM & DISTRIBUTION (HVAC)
iv. EMERGENCY LIGHTING
v. PRIMARY WIRING DESIGN & DISTRIBUTION
 - ALL WORK IS TO BE CARRIED OUT STRICTLY IN ACCORDANCE WITH IS STANDARDS (WHERE APPLICABLE) & BEST TRADE PRACTICES. ALL WORK MUST SATISFY THE REQUIREMENTS OF THE LOCAL AUTHORITIES.
 - WHITE WATER DESIGN STUDIO TO APPROVE ALL CONTRACTORS' SETTINGS OUT & ALL CO-ORDINATION SHOP DRAWINGS PRIOR TO ALL MANUFACTURERS, CONTRACTORS, INSTALLERS & SPECIALISTS TO BE RESPONSIBLE FOR ENSURING THAT ALL OF THEIR COMMENCEMENT OF INSTALLATION
 - WORKS FULLY COMPLY WITH THE REQUIREMENTS OF THE LOCAL AUTHORITIES & FIRE DEPARTMENT & THAT ALL SAFETY STANDARDS ARE MET THROUGHOUT.
 - ALL FIT-OUT CONTRACTORS & SPECIALISTS TO PREPARE FULL SHOP DRAWINGS WITH SPECIFIC REFERENCE TO SITE CONDITIONS FOR WHITE WATER DESIGN STUDIO APPROVAL PRIOR TO MANUFACTURE & INSTALLATION AS APPROPRIATE TO THEIR TASK.



AMMENDMENTS :

S.NO.	REV.DATE	DESCRIPTION

DRAWING NO : 33

DRAWING TITLE :
ELEVATION BB

LOCATION :
LVL-WEST-(ISHA FF-27)

DATE : 27-02-2024
SCALE : NTS
DRN. BY : PRATIKSHA
CHKD. BY : QAISAR

PROJECT :
HYDERABAD AIRPORT

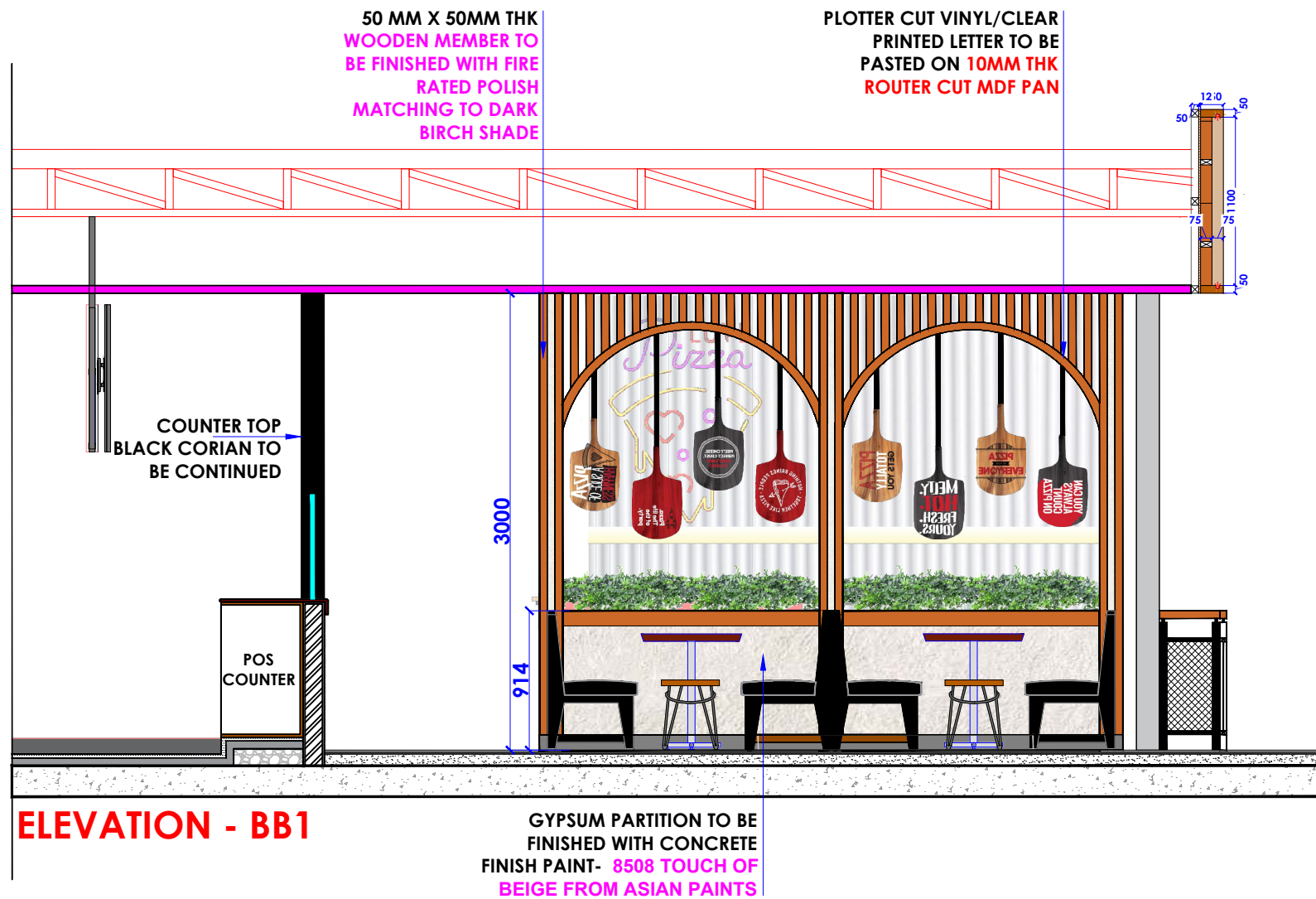
CLIENT :
TRAVELS FOOD SERVICES



HEAD OFFICE:-
Anchorage, off Govandi Station Rd
Near Amarnath Patil Ground, Govandi-(E)
Mumbai 400 088
TEL: +91 22 6740 7640.
Email: studio@whitewaterdesign.in



REFERENCE IMAGE



- NOTES :**
1. THE COPYRIGHT OF THIS DRAWING REMAINS WITH WHITE WATER DESIGN STUDIO AND IT MAY NOT BE REPRODUCED IN ANY WHICH MANNER WITHOUT PRIOR WRITTEN CONSENT.
 2. FIGURED DIMENSIONS ARE TO BE USED IN PREFERENCES TO SCALED SIZES. ALL DIMENSIONS MUST BE CHECKED BEFORE COMMENCING WORK ON SITE.
 3. THIS DRAWINGS TO BE READ IN CONJUNCTION WITH ALL OTHER RELEVANT DRAWINGS.
 4. ALL PROPOSED WORKS TO BE CARRIED OUT IN ACCORDANCE WITH TECHNICAL SPECIFICATIONS AND SCHEDULES MENTIONED FOR INTERIOR WORKS.
 5. READ THIS DRAWING IN CONJUNCTION WITH ALL CONSULTANTS' & SPECIALISTS' DRAWINGS, DETAILS, SCHEDULES & SPECIFICATIONS FOR :
 i. SPRINKLER INSTALLATION
 ii. AUTOMATIC FIRE DETECTION SYSTEMS
 iii. AIR CONDITIONING SYSTEM & DISTRIBUTION (HVAC)
 iv. EMERGENCY LIGHTING
 v. PRIMARY WIRING DESIGN & DISTRIBUTION
 6. ALL WORK IS TO BE CARRIED OUT STRICTLY IN ACCORDANCE WITH IS STANDARDS (WHERE APPLICABLE) & BEST TRADE PRACTICES. ALL WORK MUST SATISFY THE REQUIREMENTS OF THE LOCAL AUTHORITIES.
 7. WHITE WATER DESIGN STUDIO TO APPROVE ALL CONTRACTORS' SETTINGS OUT & ALL CO-ORDINATION SHOP DRAWINGS PRIOR TO ALL MANUFACTURERS, CONTRACTORS, INSTALLERS & SPECIALISTS TO BE RESPONSIBLE FOR ENSURING THAT ALL OF THEIR COMMENCEMENT OF INSTALLATION
 8. WORKS FULLY COMPLY WITH THE REQUIREMENTS OF THE LOCAL AUTHORITIES & FIRE DEPARTMENT & THAT ALL SAFETY STANDARDS ARE MET THROUGHOUT.
 9. ALL FIT-OUT CONTRACTORS & SPECIALISTS TO PREPARE FULL SHOP DRAWINGS WITH SPECIFIC REFERENCE TO SITE CONDITIONS FOR WHITE WATER DESIGN STUDIO APPROVAL PRIOR TO MANUFACTURE & INSTALLATION AS APPROPRIATE TO THEIR TASK.



AMMENDMENTS :

S.NO.	REV. DATE	DESCRIPTION

DRAWING NO : **34**

DRAWING TITLE : **ELEVATION BB1**

LOCATION : **LVL-WEST-(ISHA FF-27)**


DATE : 27-02-2024
 SCALE : NTS
 DRN. BY : PRATIKSHA
 CHKD. BY : QAISAR

PROJECT : **HYDERABAD AIRPORT**

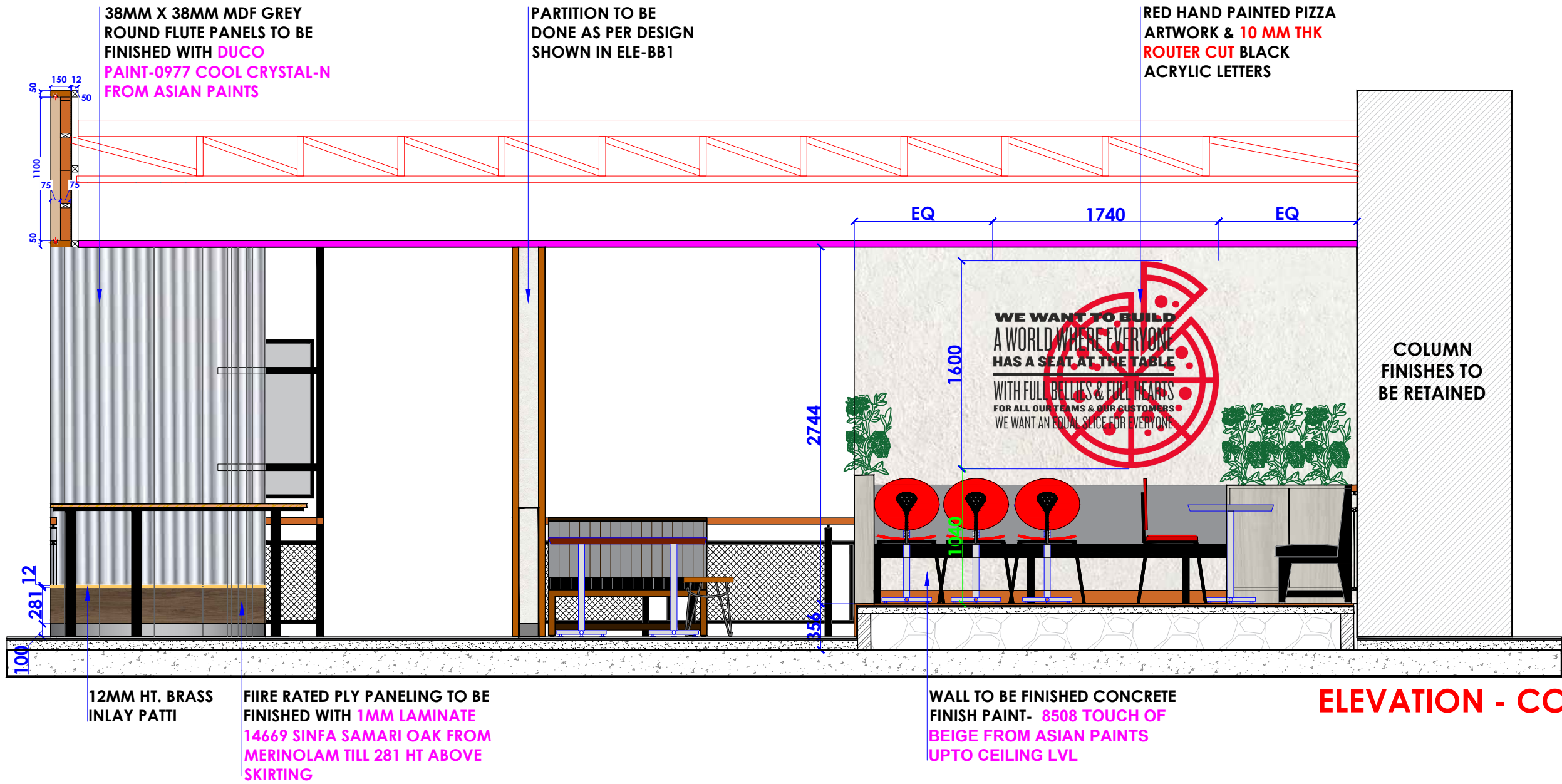
CLIENT : **TRAVELS FOOD SERVICES**



HEAD OFFICE:-
 Anchorage, off Govandi Station Rd
 Near Amarnath Patil Ground, Govandi-(E)
 Mumbai 400 088
 TEL: +91 22 6740 7640.
 Email: studio@whitewaterdesign.in



REFERENCE IMAGE



- NOTES :**
- THE COPYRIGHT OF THIS DRAWING REMAINS WITH WHITE WATER DESIGN STUDIO AND IT MAY NOT BE REPRODUCED IN ANY WHICH MANNER WITHOUT PRIOR WRITTEN CONSENT.
- FIGURED DIMENSIONS ARE TO BE USED IN PREFERENCES TO SCALED SIZES. ALL DIMENSIONS MUST BE CHECKED BEFORE COMMENCING WORK ON SITE.
 - THIS DRAWINGS TO BE READ IN CONJUNCTION WITH ALL OTHER RELEVANT DRAWINGS.
 - ALL PROPOSED WORKS TO BE CARRIED OUT IN ACCORDANCE WITH TECHNICAL SPECIFICATIONS AND SCHEDULES MENTIONED FOR INTERIOR WORKS.
 - READ THIS DRAWING IN CONJUNCTION WITH ALL CONSULTANTS' & SPECIALISTS' DRAWINGS, DETAILS, SCHEDULES & SPECIFICATIONS FOR :
 i. SPRINKLER INSTALLATION
 ii. AUTOMATIC FIRE DETECTION SYSTEMS
 iii. AIR CONDITIONING SYSTEM & DISTRIBUTION (HVAC)
 iv. EMERGENCY LIGHTING
 v. PRIMARY WIRING DESIGN & DISTRIBUTION
 - ALL WORK IS TO BE CARRIED OUT STRICTLY IN ACCORDANCE WITH IS STANDARDS (WHERE APPLICABLE) & BEST TRADE PRACTICES. ALL WORK MUST SATISFY THE REQUIREMENTS OF THE LOCAL AUTHORITIES.
 - WHITE WATER DESIGN STUDIO TO APPROVE ALL CONTRACTORS' SETTINGS OUT & ALL CO-ORDINATION SHOP DRAWINGS PRIOR TO ALL MANUFACTURERS, CONTRACTORS, INSTALLERS & SPECIALISTS TO BE RESPONSIBLE FOR ENSURING THAT ALL OF THEIR COMMENCEMENT OF INSTALLATION
 - WORKS FULLY COMPLY WITH THE REQUIREMENTS OF THE LOCAL AUTHORITIES & FIRE DEPARTMENT & THAT ALL SAFETY STANDARDS ARE MET THROUGHOUT.
 - ALL FIT-OUT CONTRACTORS & SPECIALISTS TO PREPARE FULL SHOP DRAWINGS WITH SPECIFIC REFERENCE TO SITE CONDITIONS FOR WHITE WATER DESIGN STUDIO APPROVAL PRIOR TO MANUFACTURE & INSTALLATION AS APPROPRIATE TO THEIR TASK.



AMMENDMENTS :

S.NO.	REV. DATE	DESCRIPTION

DRAWING NO : 35

DRAWING TITLE :
ELEVATION CC

LOCATION :
LVL-WEST-(ISHA FF-27)

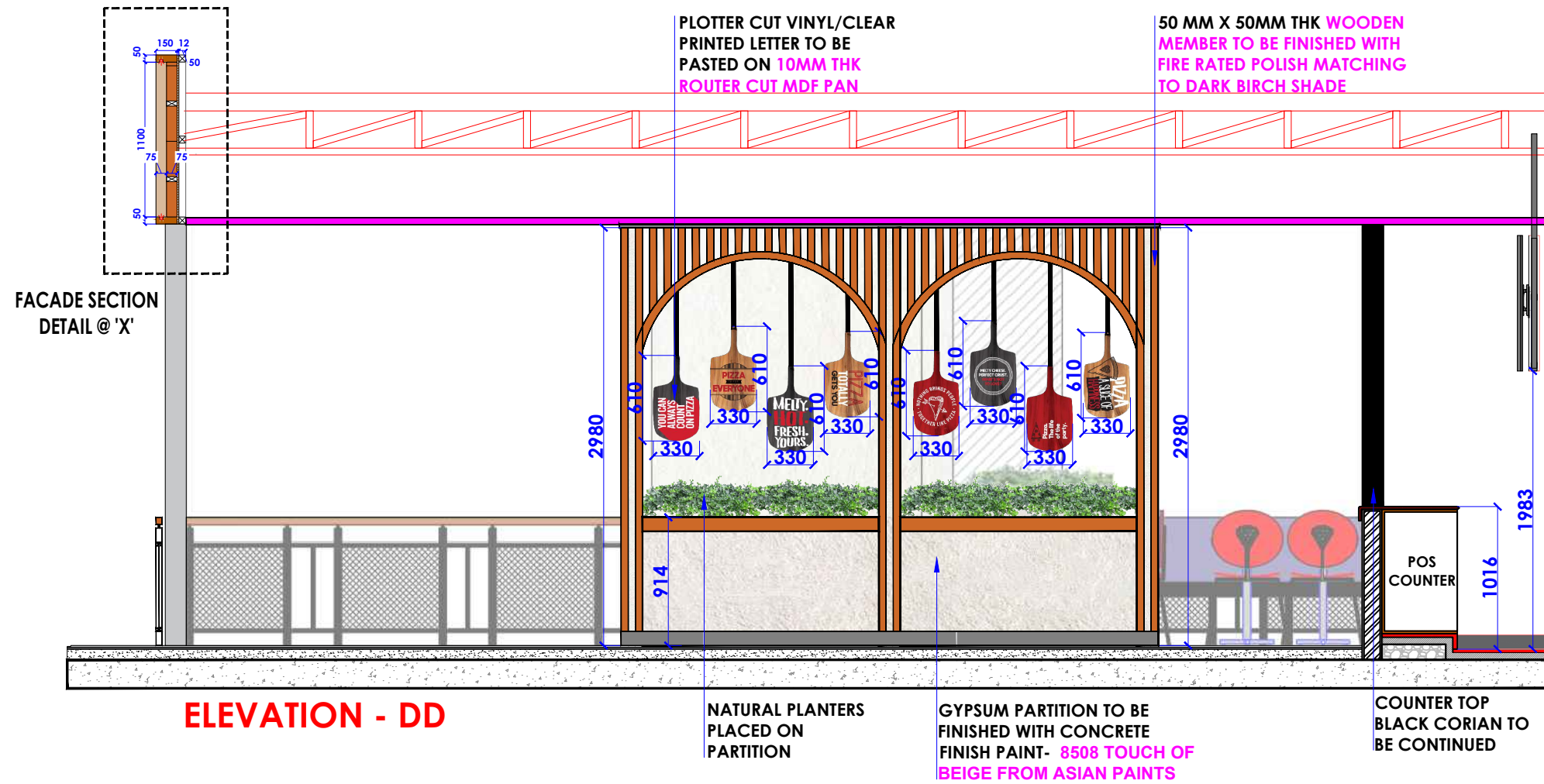
DATE : 27-02-2024
SCALE : NTS
DRN. BY : PRATIKSHA
CHKD. BY : QAISAR

PROJECT :
HYDERABAD AIRPORT

CLIENT :
TRAVELS FOOD SERVICES



HEAD OFFICE:-
 Anchorage, off Govandi Station Rd
 Near Amarnath Patil Ground, Govandi-(E)
 Mumbai 400 088
 TEL: +91 22 6740 7640.
 Email: studio@whitewaterdesign.in



NOTES :

THE COPYRIGHT OF THIS DRAWING REMAINS WITH WHITE WATER DESIGN STUDIO AND IT MAY NOT BE REPRODUCED IN ANY WHICH MANNER WITHOUT PRIOR WRITTEN CONSENT.

- FIGURED DIMENSIONS ARE TO BE USED IN PREFERENCES TO SCALED SIZES. ALL DIMENSIONS MUST BE CHECKED BEFORE COMMENCING WORK ON SITE.
- THIS DRAWINGS TO BE READ IN CONJUNCTION WITH ALL OTHER RELEVANT DRAWINGS.
- ALL PROPOSED WORKS TO BE CARRIED OUT IN ACCORDANCE WITH TECHNICAL SPECIFICATIONS AND SCHEDULES MENTIONED FOR INTERIOR WORKS.
- READ THIS DRAWING IN CONJUNCTION WITH ALL CONSULTANTS' & SPECIALISTS' DRAWINGS, DETAILS, SCHEDULES & SPECIFICATIONS FOR :
i. SPRINKLER INSTALLATION
ii. AUTOMATIC FIRE DETECTION SYSTEMS
iii. AIR CONDITIONING SYSTEM & DISTRIBUTION (HVAC)
iv. EMERGENCY LIGHTING
v. PRIMARY WIRING DESIGN & DISTRIBUTION
- ALL WORK IS TO BE CARRIED OUT STRICTLY IN ACCORDANCE WITH IS STANDARDS (WHERE APPLICABLE) & BEST TRADE PRACTICES. ALL WORK MUST SATISFY THE REQUIREMENTS OF THE LOCAL AUTHORITIES.
- WHITE WATER DESIGN STUDIO TO APPROVE ALL CONTRACTORS' SETTINGS OUT & ALL CO-ORDINATION SHOP DRAWINGS PRIOR TO ALL MANUFACTURERS, CONTRACTORS, INSTALLERS & SPECIALISTS TO BE RESPONSIBLE FOR ENSURING THAT ALL OF THEIR COMMENCEMENT OF INSTALLATION
- WORKS FULLY COMPLY WITH THE REQUIREMENTS OF THE LOCAL AUTHORITIES & FIRE DEPARTMENT & THAT ALL SAFETY STANDARDS ARE MET THROUGHOUT.
- ALL FIT-OUT CONTRACTORS & SPECIALISTS TO PREPARE FULL SHOP DRAWINGS WITH SPECIFIC REFERENCE TO SITE CONDITIONS FOR WHITE WATER DESIGN STUDIO APPROVAL PRIOR TO MANUFACTURE & INSTALLATION AS APPROPRIATE TO THEIR TASK.



AMMENDMENTS :

S.NO.	REV. DATE	DESCRIPTION

DRAWING NO :

36

DRAWING TITLE :

ELEVATION DD

LOCATION :

LVL-WEST-(ISHA FF-27)

DATE : 27-02-2024
SCALE : NTS
DRN. BY : PRATIKSHA
CHKD. BY : QAISAR

PROJECT :

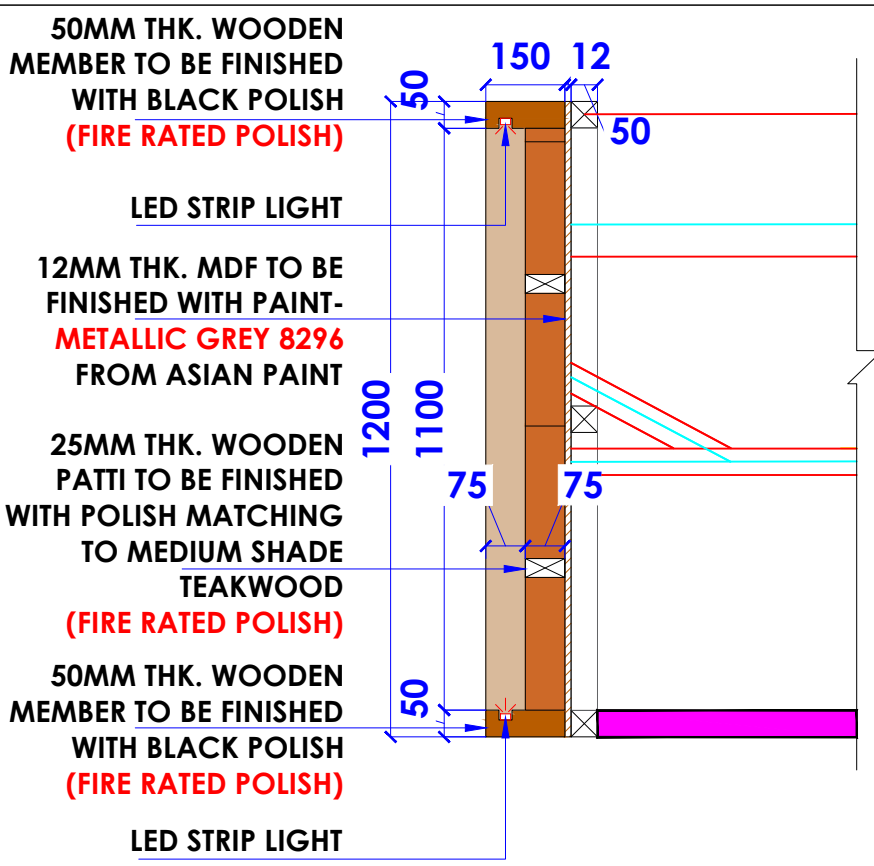
HYDERABAD AIRPORT

CLIENT :

TRAVELS FOOD SERVICES

WHITE WATER DESIGN STUDIO R

HEAD OFFICE:-
 Anchorage, off Govandi Station Rd
 Near Amarnath Patil Ground, Govandi-(E)
 Mumbai 400 088
 TEL: +91 22 6740 7640.
 Email: studio@whitewaterdesign.in



FACADE SECTION DETAIL @ 'X'

BACK - LIT
PIZZA HUT 3D
LOGO


25MM X 75MM THK. WOODEN
PATTI TO BE FINISHED WITH
POLISH MATCHING TO
MEDIUM SHADE TEAKWOOD
(FIRE RATED POLISH)

ACRYLIC 3D BACK-LIT HAT
INTERNALLY ILLUMINATED WHITE
LED SIGN CABINET WITH BRAND
RED RETURNS

3D BACK-LIT PIZZA
HUT ENGLISH
LETTER SIGNAGE

50MM X 150MM THK.
WOODEN MEMBER TO BE
FINISHED WITH BLACK POLISH
(FIRE RATED POLISH)

12MM THK. MDF TO BE
FINISHED WITH PAINT-
METALLIC GREY 8296
FROM ASIAN PAINT



FRONT FACADE ELEVATION

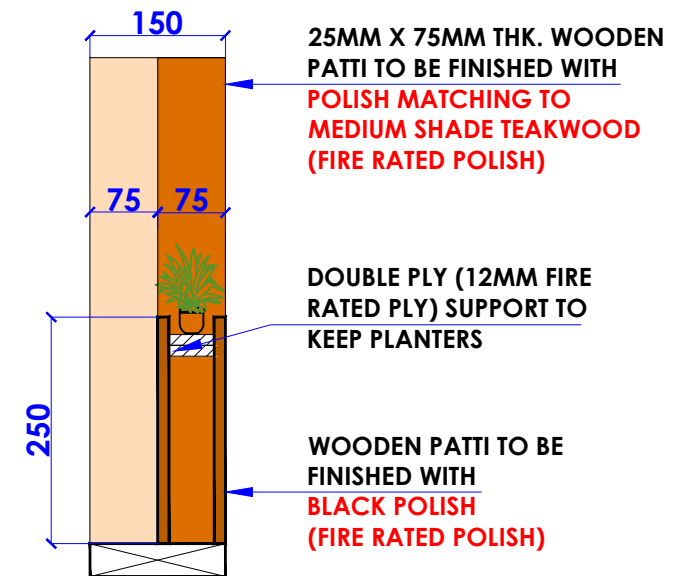
75MM X 5MM X 3MM MS PLATE
WELDED WITH BOX SECTION
AND PAINTED IN BLACK

50MM X 50MM MS
BOX/TUBE SECTION
PAINTED IN BLACK
POWDER COATED

100MM X 75MM
RAILING WITH
WOODEN HAND
RAIL

4MM THK BLACK
POWDER COATED
MESH

200 MM HT. RAIL GUARD
TO BE FINISHED WITH SS
304 GRADE FROM
OUTSIDE



SECTION 'A'

NOTES :

- THE COPYRIGHT OF THIS DRAWING REMAINS WITH WHITE WATER DESIGN STUDIO AND IT MAY NOT BE REPRODUCED IN ANY MANNER WITHOUT PRIOR WRITTEN CONSENT.
- FIGURED DIMENSIONS ARE TO BE USED IN PREFERENCE TO SCALED SIZES. ALL DIMENSIONS MUST BE CHECKED BEFORE COMMENCING WORK ON SITE.
 - THIS DRAWINGS TO BE READ IN CONJUNCTION WITH ALL OTHER RELEVANT DRAWINGS.
 - ALL PROPOSED WORKS TO BE CARRIED OUT IN ACCORDANCE WITH TECHNICAL SPECIFICATIONS AND SCHEDULES MENTIONED FOR INTERIOR WORKS.
 - READ THIS DRAWING IN CONJUNCTION WITH ALL CONSULTANTS' & SPECIALISTS' DRAWINGS, DETAILS, SCHEDULES & SPECIFICATIONS FOR :
i. SPRINKLER INSTALLATION
ii. AUTOMATIC FIRE DETECTION SYSTEMS
iii. AIR CONDITIONING SYSTEM & DISTRIBUTION (HVAC)
iv. EMERGENCY LIGHTING
v. PRIMARY WIRING DESIGN & DISTRIBUTION
 - ALL WORK IS TO BE CARRIED OUT STRICTLY IN ACCORDANCE WITH IS STANDARDS (WHERE APPLICABLE) & BEST TRADE PRACTICES. ALL WORK MUST SATISFY THE REQUIREMENTS OF THE LOCAL AUTHORITIES.
 - WHITE WATER DESIGN STUDIO TO APPROVE ALL CONTRACTORS' SETTINGS OUT & ALL CO-ORDINATION SHOP DRAWINGS PRIOR TO ALL MANUFACTURERS, CONTRACTORS, INSTALLERS & SPECIALISTS TO BE RESPONSIBLE FOR ENSURING THAT ALL OF THEIR COMMENCEMENT OF INSTALLATION
 - WORKS FULLY COMPLY WITH THE REQUIREMENTS OF THE LOCAL AUTHORITIES & FIRE DEPARTMENT & THAT ALL SAFETY STANDARDS ARE MET THROUGHOUT.
 - ALL FIT-OUT CONTRACTORS & SPECIALISTS TO PREPARE FULL SHOP DRAWINGS WITH SPECIFIC REFERENCE TO SITE CONDITIONS FOR WHITE WATER DESIGN STUDIO APPROVAL PRIOR TO MANUFACTURE & INSTALLATION AS APPROPRIATE TO THEIR TASK.

KEY PLAN :



AMMENDMENTS :

S.NO.	REV. DATE	DESCRIPTION

DRAWING NO :

37

DRAWING TITLE :

FRONT FACADE ELEVATION

LOCATION :

LVL-WEST-(ISHA FF-27)

DATE : 27-02-2024
SCALE : NTS
DRN. BY : PRATIKSHA
CHKD. BY : QAISAR

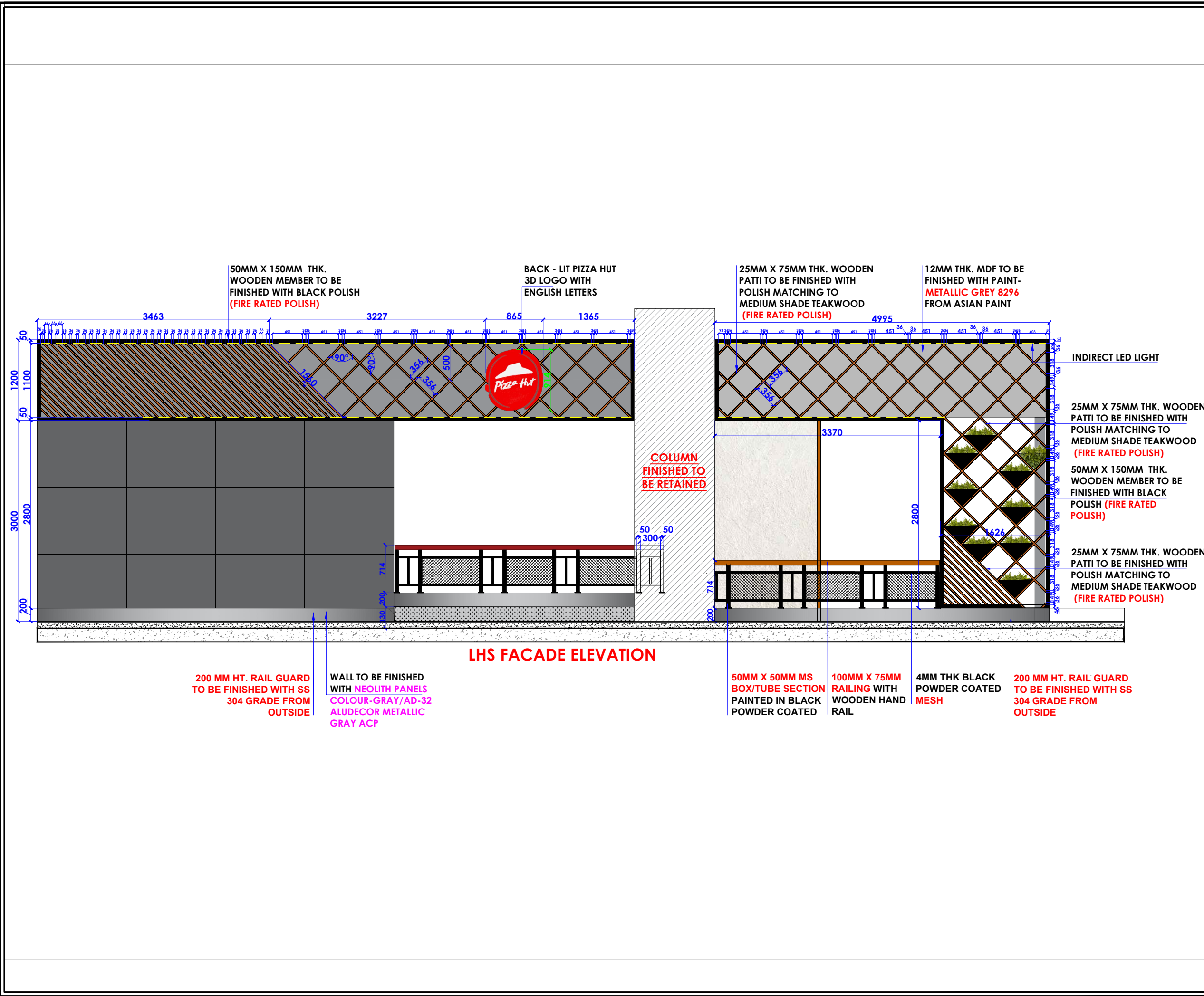
PROJECT :
HYDERABAD AIRPORT

CLIENT :
TRAVELS FOOD SERVICES

**WHITE WATER
DESIGN STUDIO R**



HEAD OFFICE:-
Anchorage, off Govandi Station Rd
Near Amarnath Patil Ground, Govandi-(E)
Mumbai 400 088
TEL: +91 22 6740 7640.
Email: studio@whitewaterdesign.in



NOTES :

- THE COPYRIGHT OF THIS DRAWING REMAINS WITH WHITE WATER DESIGN STUDIO AND IT MAY NOT BE REPRODUCED IN ANY WHICH MANNER WITHOUT PRIOR WRITTEN CONSENT.
- FIGURED DIMENSIONS ARE TO BE USED IN PREFERENCES TO SCALED SIZES. ALL DIMENSIONS MUST BE CHECKED BEFORE COMMENCING WORK ON SITE.
- THIS DRAWINGS TO BE READ IN CONJUNCTION WITH ALL OTHER RELEVANT DRAWINGS.
- ALL PROPOSED WORKS TO BE CARRIED OUT IN ACCORDANCE WITH TECHNICAL SPECIFICATIONS AND SCHEDULES MENTIONED FOR INTERIOR WORKS.
- READ THIS DRAWING IN CONJUNCTION WITH ALL CONSULTANTS' & SPECIALISTS' DRAWINGS, DETAILS, SCHEDULES & SPECIFICATIONS FOR :
i. SPRINKLER INSTALLATION
ii. AUTOMATIC FIRE DETECTION SYSTEMS
iii. AIR CONDITIONING SYSTEM & DISTRIBUTION (HVAC)
iv. EMERGENCY LIGHTING
v. PRIMARY WIRING DESIGN & DISTRIBUTION
- ALL WORK IS TO BE CARRIED OUT STRICTLY IN ACCORDANCE WITH IS STANDARDS (WHERE APPLICABLE) & BEST TRADE PRACTICES. ALL WORK MUST SATISFY THE REQUIREMENTS OF THE LOCAL AUTHORITIES.
- WHITE WATER DESIGN STUDIO TO APPROVE ALL CONTRACTORS' SETTINGS OUT & ALL CO-ORDINATION SHOP DRAWINGS PRIOR TO ALL MANUFACTURERS, CONTRACTORS, INSTALLERS & SPECIALISTS TO BE RESPONSIBLE FOR ENSURING THAT ALL OF THEIR COMMENCEMENT OF INSTALLATION
- WORKS FULLY COMPLY WITH THE REQUIREMENTS OF THE LOCAL AUTHORITIES & FIRE DEPARTMENT & THAT ALL SAFETY STANDARDS ARE MET THROUGHOUT.
- ALL FIT-OUT CONTRACTORS & SPECIALISTS TO PREPARE FULL SHOP DRAWINGS WITH SPECIFIC REFERENCE TO SITE CONDITIONS FOR WHITE WATER DESIGN STUDIO APPROVAL PRIOR TO MANUFACTURE & INSTALLATION AS APPROPRIATE TO THEIR TASK.

KEY PLAN :

AMMENDMENTS :

S.NO.	REV. DATE	DESCRIPTION

DRAWING NO : 38

DRAWING TITLE : LHS ACAD ELEVATION

LOCATION : LVL-WEST-(ISHA FF-27)

DATE : 27-02-2024
SCALE : NTS
DRN. BY : PRATIKSHA
CHKD. BY : QAISAR

PROJECT : HYDERABAD AIRPORT

CLIENT : TRAVELS FOOD SERVICES

WHITE WATER DESIGN STUDIO R

WW

HEAD OFFICE:-
 Anchorage, off Govandi Station Rd
 Near Amarnath Patil Ground, Govandi-(E)
 Mumbai 400 088
 TEL: +91 22 6740 7640.
 Email: studio@whitewaterdesign.in

NOTES :

THE COPYRIGHT OF THIS DRAWING REMAINS WITH WHITE WATER DESIGN STUDIO AND IT MAY NOT BE REPRODUCED IN ANY WHICH MANNER WITHOUT PRIOR WRITTEN CONSENT.

- FIGURED DIMENSIONS ARE TO BE USED IN PREFERENCE TO SCALED SIZES. ALL DIMENSIONS MUST BE CHECKED BEFORE COMMENCING WORK ON SITE.
- THIS DRAWINGS TO BE READ IN CONJUNCTION WITH ALL OTHER RELEVANT DRAWINGS.
- ALL PROPOSED WORKS TO BE CARRIED OUT IN ACCORDANCE WITH TECHNICAL SPECIFICATIONS AND SCHEDULES MENTIONED FOR INTERIOR WORKS.
- READ THIS DRAWING IN CONJUNCTION WITH ALL CONSULTANTS' & SPECIALISTS' DRAWINGS, DETAILS, SCHEDULES & SPECIFICATIONS FOR :
 i. SPRINKLER INSTALLATION
 ii. AUTOMATIC FIRE DETECTION SYSTEMS
 iii. AIR CONDITIONING SYSTEM & DISTRIBUTION (HVAC)
 iv. EMERGENCY LIGHTING
 v. PRIMARY WIRING DESIGN & DISTRIBUTION
- ALL WORK IS TO BE CARRIED OUT STRICTLY IN ACCORDANCE WITH IS STANDARDS (WHERE APPLICABLE) & BEST TRADE PRACTICES. ALL WORK MUST SATISFY THE REQUIREMENTS OF THE LOCAL AUTHORITIES.
- WHITE WATER DESIGN STUDIO TO APPROVE ALL CONTRACTORS' SETTINGS OUT & ALL CO-ORDINATION SHOP DRAWINGS PRIOR TO ALL MANUFACTURERS, CONTRACTORS, INSTALLERS & SPECIALISTS TO BE RESPONSIBLE FOR ENSURING THAT ALL OF THEIR COMMENCEMENT OF INSTALLATION
- WORKS FULLY COMPLY WITH THE REQUIREMENTS OF THE LOCAL AUTHORITIES & FIRE DEPARTMENT & THAT ALL SAFETY STANDARDS ARE MET THROUGHOUT.
- ALL FIT-OUT CONTRACTORS & SPECIALISTS TO PREPARE FULL SHOP DRAWINGS WITH SPECIFIC REFERENCE TO SITE CONDITIONS FOR WHITE WATER DESIGN STUDIO APPROVAL PRIOR TO MANUFACTURE & INSTALLATION AS APPROPRIATE TO THEIR TASK.

KEY PLAN :



AMMENDMENTS :

S.NO.	REV. DATE	DESCRIPTION

DRAWING NO :

39

DRAWING TITLE :

RHS FACADE ELEVATION

LOCATION :

LVL-WEST-(ISHA FF-27)

DATE : 27-02-2024
 SCALE : NTS
 DRN. BY : PRATIKSHA
 CHKD. BY : QAISAR

PROJECT :
HYDERABAD AIRPORT

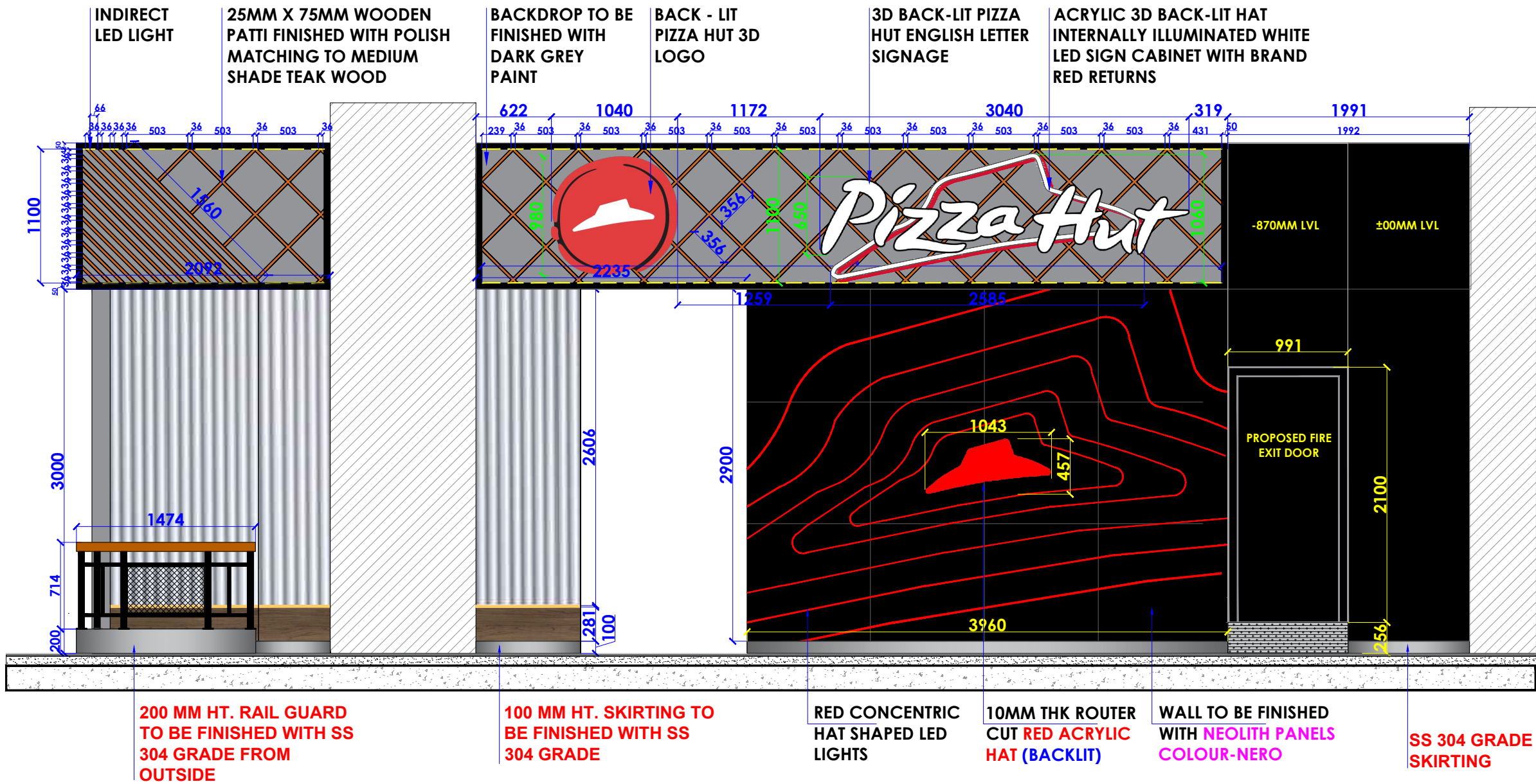
CLIENT :

TRAVELS FOOD SERVICES

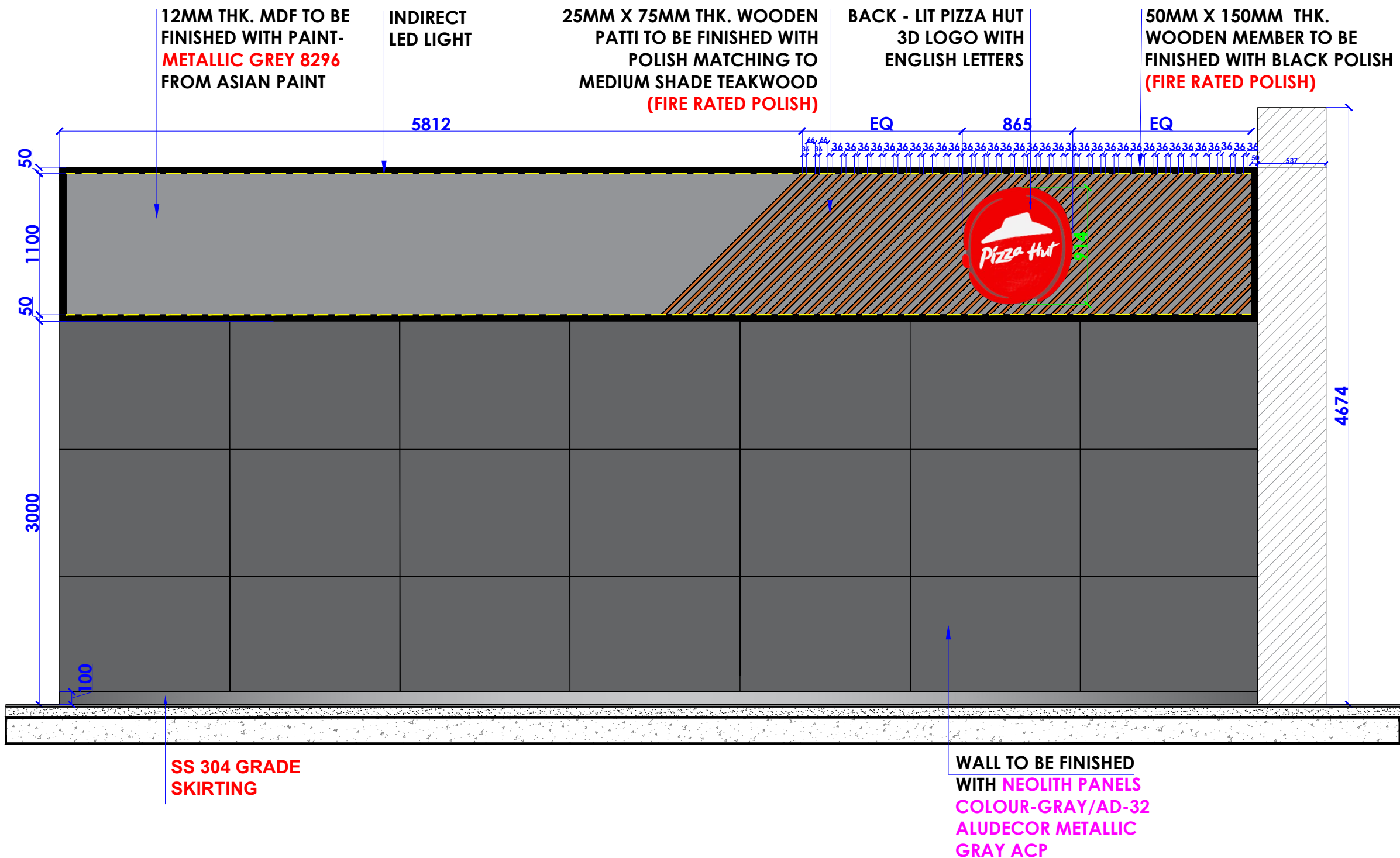
WHITE WATER R
 DESIGN STUDIO



HEAD OFFICE:-
 Anchorage, off Govandi Station Rd
 Near Amarnath Patil Ground, Govandi-(E)
 Mumbai 400 088
 TEL: +91 22 6740 7640.
 Email: studio@whitewaterdesign.in



RHS FACADE ELEVATION



REAR SIDE FACADE ELEVATION

NOTES :

- THE COPYRIGHT OF THIS DRAWING REMAINS WITH WHITE WATER DESIGN STUDIO AND IT MAY NOT BE REPRODUCED IN ANY WHICH MANNER WITHOUT PRIOR WRITTEN CONSENT.
- FIGURED DIMENSIONS ARE TO BE USED IN PREFERENCES TO SCALED SIZES. ALL DIMENSIONS MUST BE CHECKED BEFORE COMMENCING WORK ON SITE.
 - THIS DRAWINGS TO BE READ IN CONJUNCTION WITH ALL OTHER RELEVANT DRAWINGS.
 - ALL PROPOSED WORKS TO BE CARRIED OUT IN ACCORDANCE WITH TECHNICAL SPECIFICATIONS AND SCHEDULES MENTIONED FOR INTERIOR WORKS.
 - READ THIS DRAWING IN CONJUNCTION WITH ALL CONSULTANTS' & SPECIALISTS' DRAWINGS, DETAILS, SCHEDULES & SPECIFICATIONS FOR :
 - SPRINKLER INSTALLATION
 - AUTOMATIC FIRE DETECTION SYSTEMS
 - AIR CONDITIONING SYSTEM & DISTRIBUTION(HVAC)
 - EMERGENCY LIGHTING
 - PRIMARY WIRING DESIGN & DISTRIBUTION
 - ALL WORK IS TO BE CARRIED OUT STRICTLY IN ACCORDANCE WITH IS STANDARDS (WHERE APPLICABLE) & BEST TRADE PRACTICES. ALL WORK MUST SATISFY THE REQUIREMENTS OF THE LOCAL AUTHORITIES.
 - WHITE WATER DESIGN STUDIO TO APPROVE ALL CONTRACTORS' SETTINGS OUT & ALL CO-ORDINATION SHOP DRAWINGS PRIOR TO ALL MANUFACTURERS, CONTRACTORS, INSTALLERS & SPECIALISTS TO BE RESPONSIBLE FOR ENSURING THAT ALL OF THEIR COMMENCEMENT OF INSTALLATION
 - WORKS FULLY COMPLY WITH THE REQUIREMENTS OF THE LOCAL AUTHORITIES & FIRE DEPARTMENT & THAT ALL SAFETY STANDARDS ARE MET THROUGHOUT.
 - ALL FIT-OUT CONTRACTORS & SPECIALISTS TO PREPARE FULL SHOP DRAWINGS WITH SPECIFIC REFERENCE TO SITE CONDITIONS FOR WHITE WATER DESIGN STUDIO APPROVAL PRIOR TO MANUFACTURE & INSTALLATION AS APPROPRIATE TO THEIR TASK.

KEY PLAN :



AMMENDMENTS :

S.NO.	REV. DATE	DESCRIPTION

DRAWING NO :

40

DRAWING TITLE :

REAR SIDE FACADE ELEVATION

LOCATION :

LVL-WEST-(ISHA FF-27)

DATE : 27-02-2024

SCALE : NTS

DRN. BY : PRATIKSHA

CHKD. BY : QAISAR

PROJECT :

HYDERABAD AIRPORT

CLIENT :

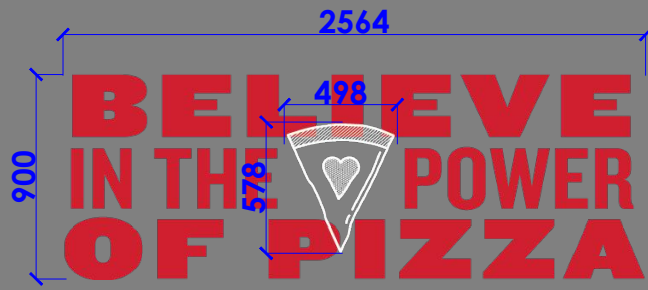
TRAVELS FOOD SERVICES

WHITE WATER DESIGN STUDIO R



HEAD OFFICE:-
 Anchorage, off Govandi Station Rd
 Near Amarnath Patil Ground, Govandi-(E)
 Mumbai 400 088
 TEL: +91 22 6740 7640.
 Email: studio@whitewaterdesign.in

INTERNAL GRAPHIC DETAILS




10 MM ROUTER CUT RED ACRYLIC LETTER & PIZZA SLICE: TRANSPARENT WHITE ACRYLIC WITH NEON LED




PLOTTER CUT VINYL/CLEAR PRINTED LETTER TO BE PASTED ON 10MM THK ROUTER CUT MDF

ELEVATION AA



10MM THK. MDF ROUTER CUT FRAME ARTWORK TO BE FINISHED WITH BLACK BORDER & BLACK PRINT LETTERS



10MM THK ROUTER CUT RED ACRYLIC LETTERS (BACK LIT) & HEART SHAPE IN : TRASPARENT ACRYLIC WITH NEON LED

ELEVATION AA1



PLOTTER CUT VINYL/CLEAR PRINTED LETTER TO BE PASTED ON 10MM THK ROUTER CUT MDF PAN


ELEVATION BB




RED HAND PAINTED PIZZA ARTWORK & 10 MM THK ROUTER CUT BLACK ACRYLIC LETTERS

ELEVATION BB1

ELEVATION CC



RED CONCENTRIC HAT SHAPED LED LIGHTS



10MM THK ROUTER CUT RED ACRYLIC HAT (BACKLIT)

FACADE ELEVATION

NOTES : THE COPYRIGHT OF THIS DRAWING REMAINS WITH WHITE WATER DESIGN STUDIO AND IT MAY NOT BE REPRODUCED IN ANY WHICH MANNER WITHOUT PRIOR WRITTEN CONSENT.

- FIGURED DIMENSIONS ARE TO BE USED IN PREFERENCE TO SCALED SIZES. ALL DIMENSIONS MUST BE CHECKED BEFORE COMMENCING WORK ON SITE.
- THIS DRAWINGS TO BE READ IN CONJUNCTION WITH ALL OTHER RELEVANT DRAWINGS.
- ALL PROPOSED WORKS TO BE CARRIED OUT IN ACCORDANCE WITH TECHNICAL SPECIFICATIONS AND SCHEDULES MENTIONED FOR INTERIOR WORKS.
- ALL WORK IS TO BE CARRIED OUT STRICTLY IN ACCORDANCE WITH ISI STANDARDS (WHERE APPLICABLE) & BEST TRADE PRACTICES. ALL WORK MUST SATISFY THE REQUIREMENTS OF THE LOCAL AUTHORITIES.
- WHITE WATER DESIGN STUDIO TO APPROVE ALL CONTRACTORS' SETTINGS OUT & ALL CO-ORDINATION SHOP DRAWINGS PRIOR TO ALL MANUFACTURERS, CONTRACTORS, INSTALLERS & SPECIALISTS TO BE RESPONSIBLE FOR ENSURING THAT ALL OF THEIR COMMENCEMENT OF INSTALLATION
- WORKS FULLY COMPLY WITH THE REQUIREMENTS OF THE LOCAL AUTHORITIES & FIRE DEPARTMENT & THAT ALL SAFETY STANDARDS ARE MET THROUGHOUT.
- ALL FIT-OUT CONTRACTORS & SPECIALISTS TO PREPARE FULL SHOP DRAWINGS WITH SPECIFIC REFERENCE TO SITE CONDITIONS FOR WHITE WATER DESIGN STUDIO APPROVAL PRIOR TO MANUFACTURE & INSTALLATION AS APPROPRIATE TO THEIR TASK.

KEY PLAN :



AMMENDMENTS :

SNO.	REV DATE	DESCRIPTION

DRAWING TITLE :

INTERNAL GRAPHICS DETAIL

DRAWING NO :

41

DATE : 14-03-2024
SCALE : AS STATED
DRN. BY : PRATIKSHA
CHD. BY : SHILPA

LOCATION :

LEVEL F 027 - WEST - HYDERABAD

PROJECT :

PH - LEVEL F 027 - WEST - HYDERABAD

CLIENT :

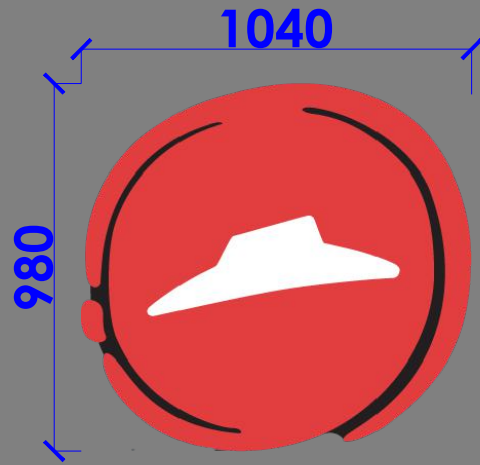
TRAVEL FOOD SERVICES

WHITE WATER DESIGN STUDIO

WW

HEAD OFFICE:-
Anchorage, off Govandi Station Rd.
Near Amarnath Patil Ground, Govandi-(E)
Mumbai 400 088
TEL: +91 22 6740 7640.
Email: studio@whitewaterdesign.in

EXTERNAL GRAPHIC DETAILS




RED HAT (CIRCULAR) BEACON LOGO (MAIN ENTRANCE)- 3MM 040 ACRYLIC + SAMSUNG LED + POWER SUPPLY + SIDES WILL BE OF 3MM BLACK ACRYLIC

RED HAT-BACKLIT (CIRCULAR) 1040MM DIA.
FOR FACADE : 02 NOS



ENGLISH LETTERS - PIZZA HUT- 3D LETTERS WITH MALE FEMALE (MAIN ENTRANCE)- 3MM 040 ACRYLIC + SAMSUNG LED + POWER SUPPLY + SIDES WILL BE OF 3MM BLACK ACRYLIC

ENGLISH LETTERS- PIZZA HUT-3D BACKLIT LETTERS 650MM HT.
FOR FACADE :02 NOS



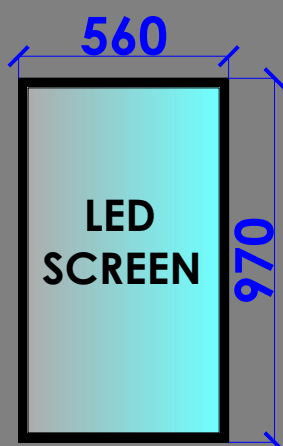
Display Board - External Hat on Signage With holo on façade

ACRYLIC 3D BACKLIT HAT INTENALLY ILLUMINATED WHITE LED SIGN CABINET WITH BRAND RED RETURN FOR FACADE :02 NOS

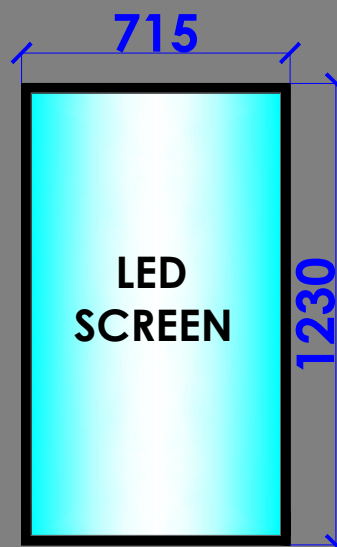


RED HAT (CIRCULAR) BEACON LOGO (MAIN ENTRANCE)- 3MM 040 ACRYLIC + SAMSUNG LED + POWER SUPPLY + SIDES WILL BE OF 3MM BLACK ACRYLIC

RED HAT-BACKLIT(CIRCULAR) 865MM DIA. WITH PIZZA HUT ENGLISH LETTERS FOR LHS & REAR SIDE FACADE: 2 NOS.



43" LED SCREEN (FOR DMB) : 04 NOS.



55" LED SCREEN (DIGITAL PROMO PANEL) : 01 NOS.

NOTES : THE COPYRIGHT OF THIS DRAWING REMAINS WITH WHITE WATER DESIGN STUDIO AND IT MAY NOT BE REPRODUCED IN ANY WHICH MANNER WITHOUT PRIOR WRITTEN CONSENT.

- FIGURED DIMENSIONS ARE TO BE USED IN PREFERENCES TO SCALED SIZES. ALL DIMENSIONS MUST BE CHECKED BEFORE COMMENCING WORK ON SITE.
- THIS DRAWINGS TO BE READ IN CONJUNCTION WITH ALL OTHER RELEVANT DRAWINGS.
- ALL PROPOSED WORKS TO BE CARRIED OUT IN ACCORDANCE WITH TECHNICAL SPECIFICATIONS AND SCHEDULES MENTIONED FOR INTERIOR WORKS.
- ALL WORK IS TO BE CARRIED OUT STRICTLY IN ACCORDANCE WITH ISI STANDARDS (WHERE APPLICABLE) & BEST TRADE PRACTICES. ALL WORK MUST SATISFY THE REQUIREMENTS OF THE LOCAL AUTHORITIES.
- WHITE WATER DESIGN STUDIO TO APPROVE ALL CONTRACTORS' SETTINGS OUT & ALL CO-ORDINATION SHOP DRAWINGS PRIOR TO ALL MANUFACTURERS, CONTRACTORS, INSTALLERS & SPECIALISTS TO BE RESPONSIBLE FOR ENSURING THAT ALL OF THEIR COMMENCEMENT OF INSTALLATION
- WORKS FULLY COMPLY WITH THE REQUIREMENTS OF THE LOCAL AUTHORITIES & FIRE DEPARTMENT & THAT ALL SAFETY STANDARDS ARE MET THROUGHOUT.
- ALL FIT-OUT CONTRACTORS & SPECIALISTS TO PREPARE FULL SHOP DRAWINGS WITH SPECIFIC REFERENCE TO SITE CONDITIONS FOR WHITE WATER DESIGN STUDIO APPROVAL PRIOR TO MANUFACTURE & INSTALLATION AS APPROPRIATE TO THEIR TASK.

KEY PLAN :



AMMENDMENTS :

SNO.	REV DATE	DESCRIPTION

DRAWING TITLE : EXTERNAL GRAPHICS DETAIL

DRAWING NO :

42

DATE : 14-03-2024
SCALE : AS STATED
DRN. BY : PRATIKSHA
CHD. BY : SHILPA

LOCATION :

LEVEL F 027 - WEST - HYDERABAD

PROJECT :

PH - LEVEL F 027 - WEST - HYDERABAD

CLIENT :

TRAVEL FOOD SERVICES

WHITE WATER DESIGN STUDIO R



HEAD OFFICE:-
Anchorage, off Govandi Station Rd.
Near Amarnath Patil Ground, Govandi-(E)
Mumbai 400 088
TEL: +91 22 6740 7640.
Email: studio@whitewaterdesign.in

- NOTES :**
- THE COPYRIGHT OF THIS DRAWING REMAINS WITH WHITE WATER DESIGN STUDIO AND IT MAY NOT BE REPRODUCED IN ANY MANNER WITHOUT PRIOR WRITTEN CONSENT.
- FIGURED DIMENSIONS ARE TO BE USED IN PREFERENCE TO SCALED SIZES. ALL DIMENSIONS MUST BE CHECKED BEFORE COMMENCING WORK ON SITE.
 - THIS DRAWINGS TO BE READ IN CONJUNCTION WITH ALL OTHER RELEVANT DRAWINGS.
 - ALL PROPOSED WORKS TO BE CARRIED OUT IN ACCORDANCE WITH TECHNICAL SPECIFICATIONS AND SCHEDULES MENTIONED FOR INTERIOR WORKS.
 - READ THIS DRAWING IN CONJUNCTION WITH ALL CONSULTANTS' & SPECIALISTS' DRAWINGS, DETAILS, SCHEDULES & SPECIFICATIONS FOR :
 - SPRINKLER INSTALLATION
 - AUTOMATIC FIRE DETECTION SYSTEMS
 - AIR CONDITIONING SYSTEM & DISTRIBUTION (HVAC)
 - EMERGENCY LIGHTING
 - PRIMARY WIRING DESIGN & DISTRIBUTION
 - ALL WORK IS TO BE CARRIED OUT STRICTLY IN ACCORDANCE WITH IS STANDARDS (WHERE APPLICABLE) & BEST TRADE PRACTICES. ALL WORK MUST SATISFY THE REQUIREMENTS OF THE LOCAL AUTHORITIES.
 - WHITE WATER DESIGN STUDIO TO APPROVE ALL CONTRACTORS' SETTINGS OUT & ALL CO-ORDINATION SHOP DRAWINGS PRIOR TO ALL MANUFACTURERS, CONTRACTORS, INSTALLERS & SPECIALISTS TO BE RESPONSIBLE FOR ENSURING THAT ALL OF THEIR COMMENCEMENT OF INSTALLATION
 - WORKS FULLY COMPLY WITH THE REQUIREMENTS OF THE LOCAL AUTHORITIES & FIRE DEPARTMENT & THAT ALL SAFETY STANDARDS ARE MET THROUGHOUT.
 - ALL FIT-OUT CONTRACTORS & SPECIALISTS TO PREPARE FULL SHOP DRAWINGS WITH SPECIFIC REFERENCE TO SITE CONDITIONS FOR WHITE WATER DESIGN STUDIO APPROVAL PRIOR TO MANUFACTURE & INSTALLATION AS APPROPRIATE TO THEIR TASK.



AMMENDMENTS :

S.NO.	REV.DATE	DESCRIPTION

DRAWING NO : 43

DRAWING TITLE :
COUNTER DETAIL

LOCATION :
LEVEL F-WEST-HYDERABAD

DATE : 27-02-2024
SCALE : NTS
DRN. BY : PRATIKSHA
CHKD. BY : QAISAR

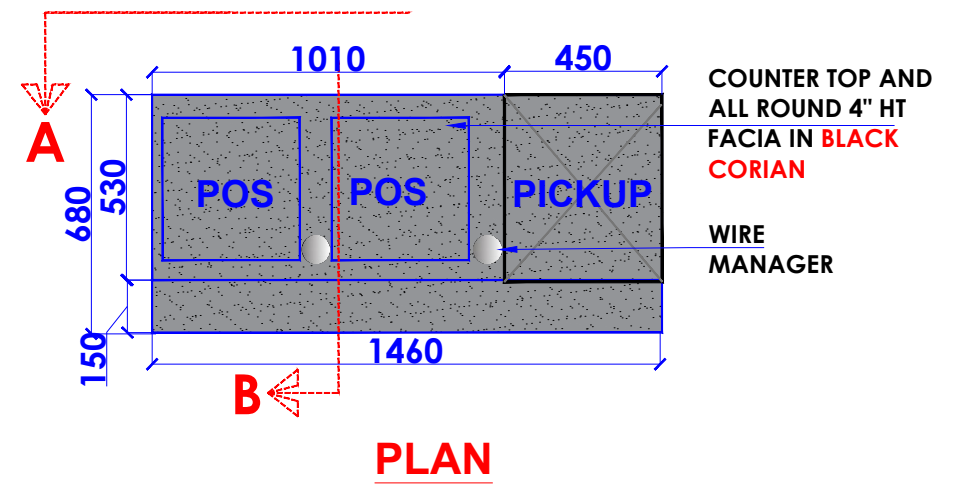
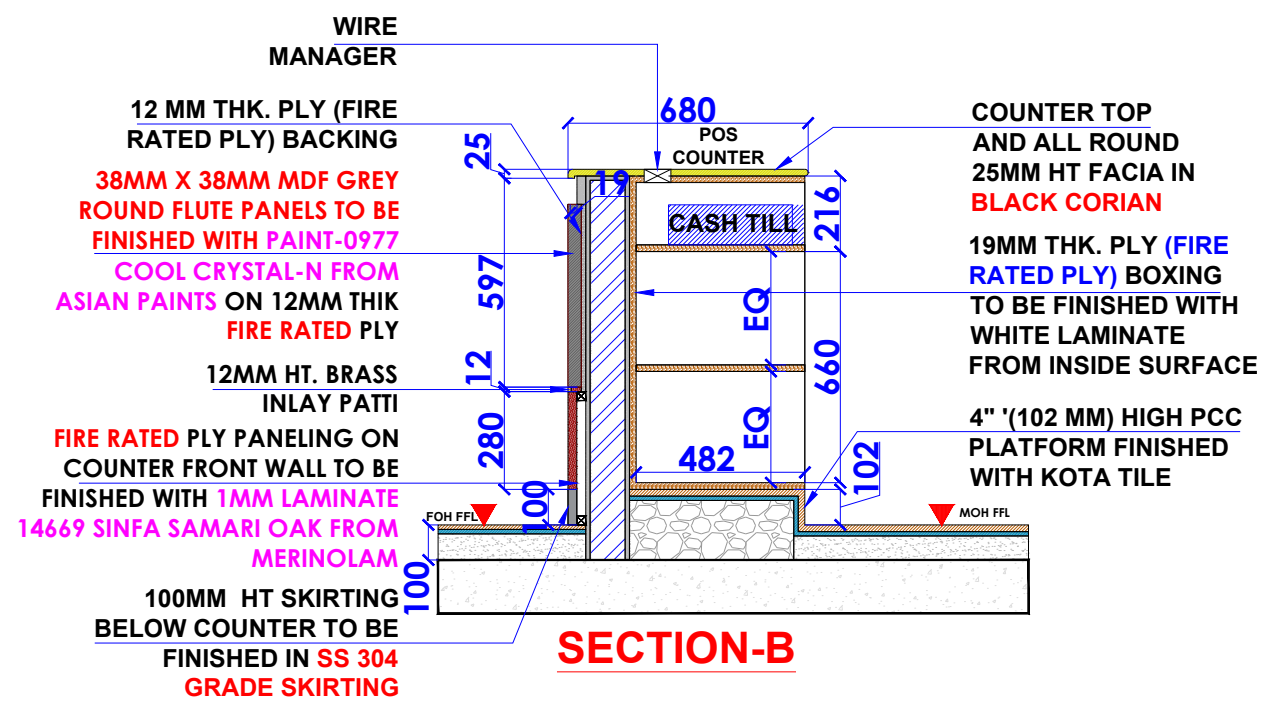
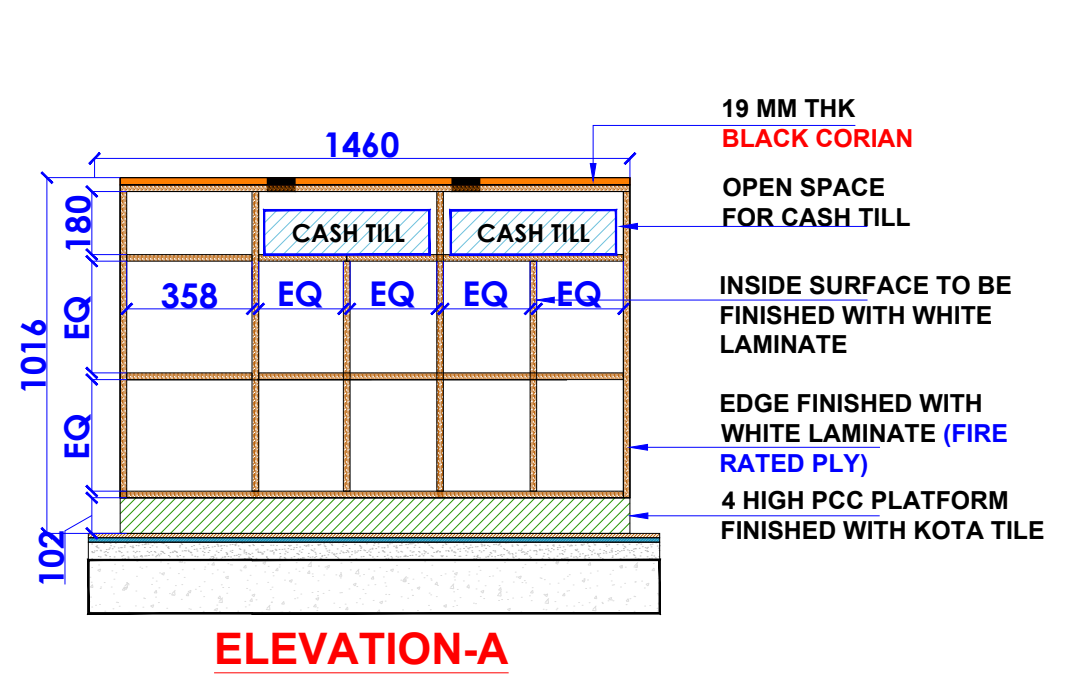
PROJECT :
PH- LEVEL F- WEST-HYDERABAD

CLIENT :
TRAVEL FOOD SERVICES

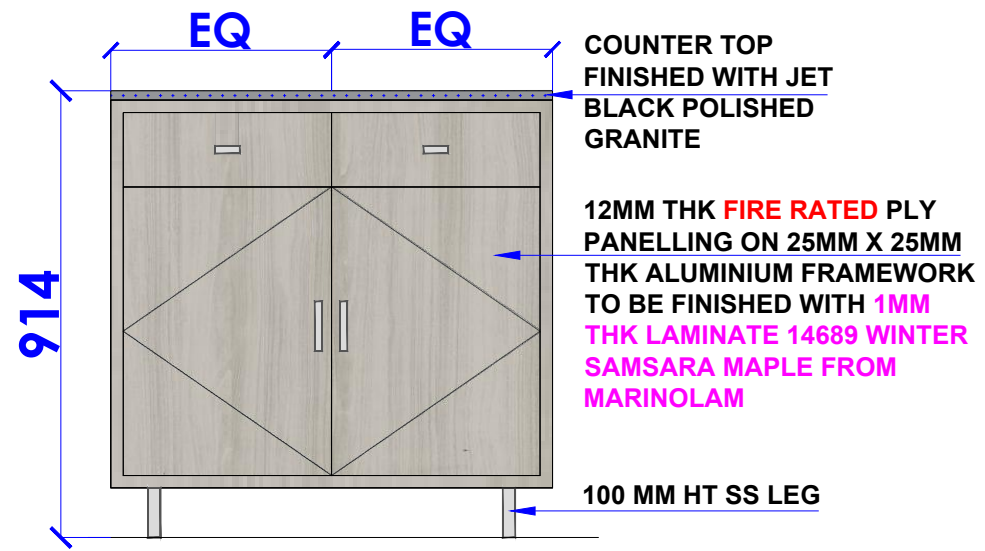
WHITE WATER DESIGN STUDIO R



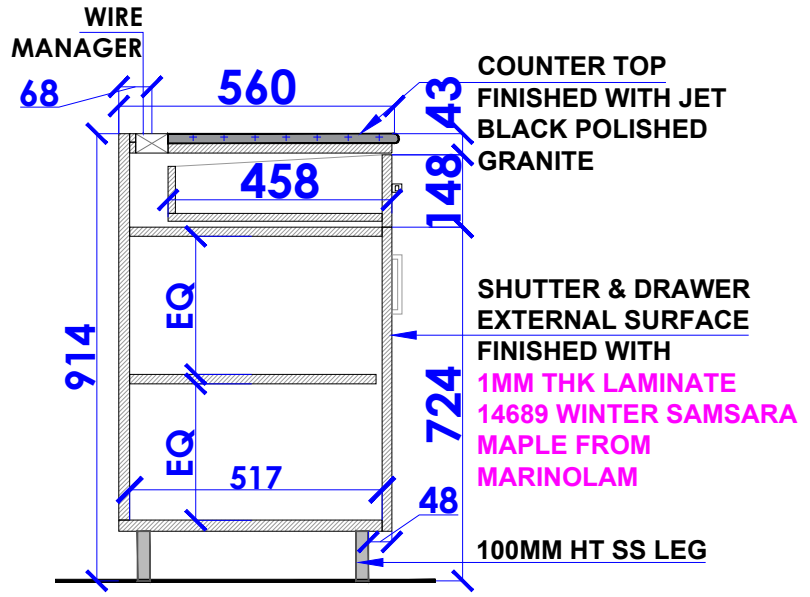
HEAD OFFICE:-
Anchorage, off Govandi Station Rd
Near Amarnath Patil Ground, Govandi-(E)
Mumbai 400 088
TEL: +91 22 6740 7640.
Email: studio@whitewaterdesign.in



COUNTER DETAIL

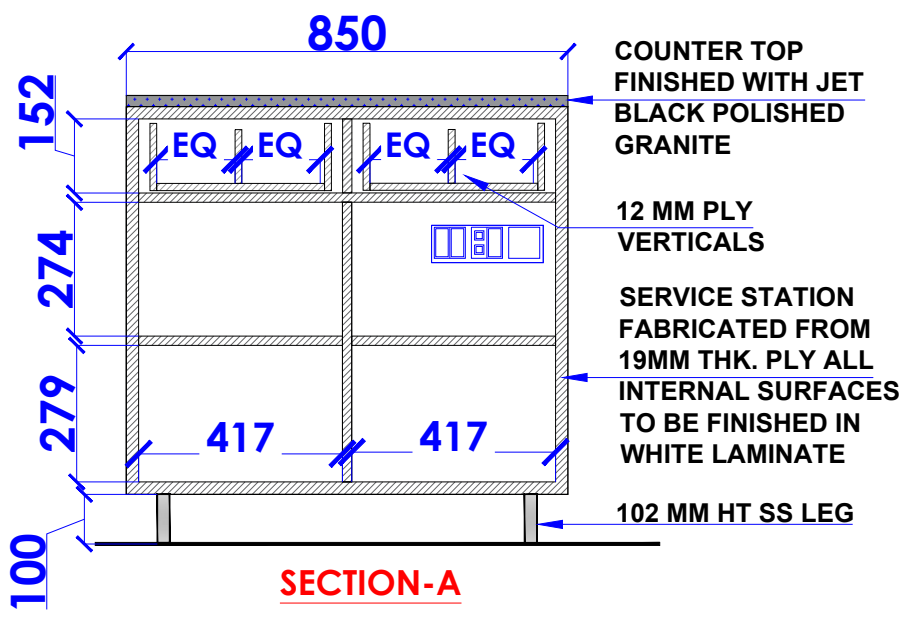


FRONT ELEVATION

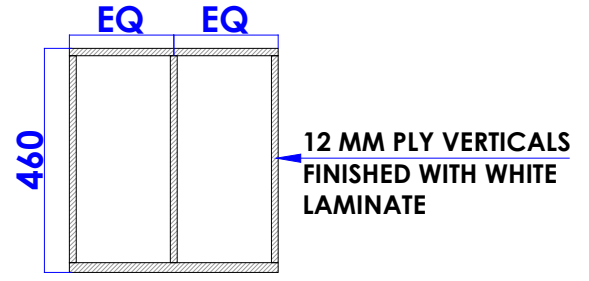


SECTION-B

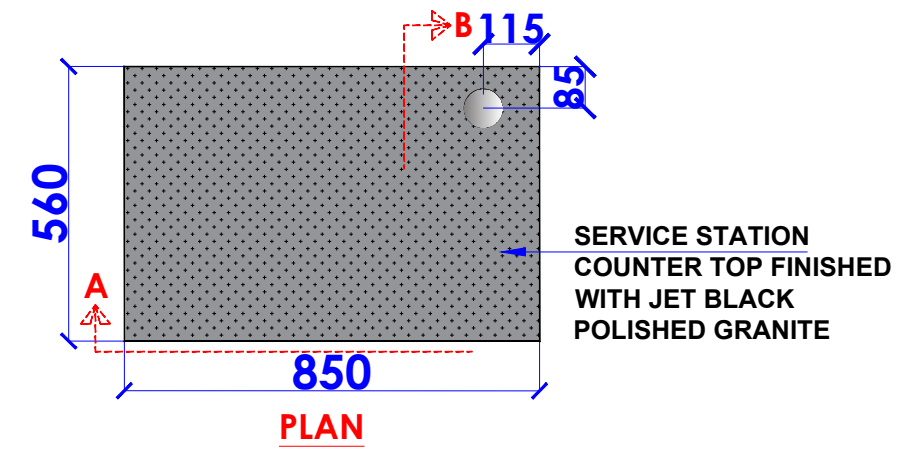
SERVICE STATION DETAIL
1NOS.



SECTION-A



DRAWER PLAN



PLAN

- NOTES :**
1. THE COPYRIGHT OF THIS DRAWING REMAINS WITH WHITE WATER DESIGN STUDIO AND IT MAY NOT BE REPRODUCED IN ANY WHICH MANNER WITHOUT PRIOR WRITTEN CONSENT.
 2. FIGURED DIMENSIONS ARE TO BE USED IN PREFERENCES TO SCALED SIZES. ALL DIMENSIONS MUST BE CHECKED BEFORE COMMENCING WORK ON SITE.
 3. THIS DRAWINGS TO BE READ IN CONJUNCTION WITH ALL OTHER RELEVANT DRAWINGS.
 4. ALL PROPOSED WORKS TO BE CARRIED OUT IN ACCORDANCE WITH TECHNICAL SPECIFICATIONS AND SCHEDULES MENTIONED FOR INTERIOR WORKS.
 5. READ THIS DRAWING IN CONJUNCTION WITH ALL CONSULTANTS' & SPECIALISTS' DRAWINGS, DETAILS, SCHEDULES & SPECIFICATIONS FOR :
i. SPRINKLER INSTALLATION
ii. AUTOMATIC FIRE DETECTION SYSTEMS
iii. AIR CONDITIONING SYSTEM & DISTRIBUTION (HVAC)
iv. EMERGENCY LIGHTING
v. PRIMARY WIRING DESIGN & DISTRIBUTION
 6. ALL WORK IS TO BE CARRIED OUT STRICTLY IN ACCORDANCE WITH IS STANDARDS (WHERE APPLICABLE) & BEST TRADE PRACTICES. ALL WORK MUST SATISFY THE REQUIREMENTS OF THE LOCAL AUTHORITIES.
 7. WHITE WATER DESIGN STUDIO TO APPROVE ALL CONTRACTORS' SETTINGS OUT & ALL CO-ORDINATION SHOP DRAWINGS PRIOR TO ALL MANUFACTURERS, CONTRACTORS, INSTALLERS & SPECIALISTS TO BE RESPONSIBLE FOR ENSURING THAT ALL OF THEIR COMMENCEMENT OF INSTALLATION
 8. WORKS FULLY COMPLY WITH THE REQUIREMENTS OF THE LOCAL AUTHORITIES & FIRE DEPARTMENT & THAT ALL SAFETY STANDARDS ARE MET THROUGHOUT.
 9. ALL FIT-OUT CONTRACTORS & SPECIALISTS TO PREPARE FULL SHOP DRAWINGS WITH SPECIFIC REFERENCE TO SITE CONDITIONS FOR WHITE WATER DESIGN STUDIO APPROVAL PRIOR TO MANUFACTURE & INSTALLATION AS APPROPRIATE TO THEIR TASK.

KEY PLAN :

AMMENDMENTS :

S.NO.	REV.DATE	DESCRIPTION

DRAWING NO : 44

DRAWING TITLE :
SERVICE STATION DETAIL

LOCATION :
LEVEL F-WEST-HYDERABAD

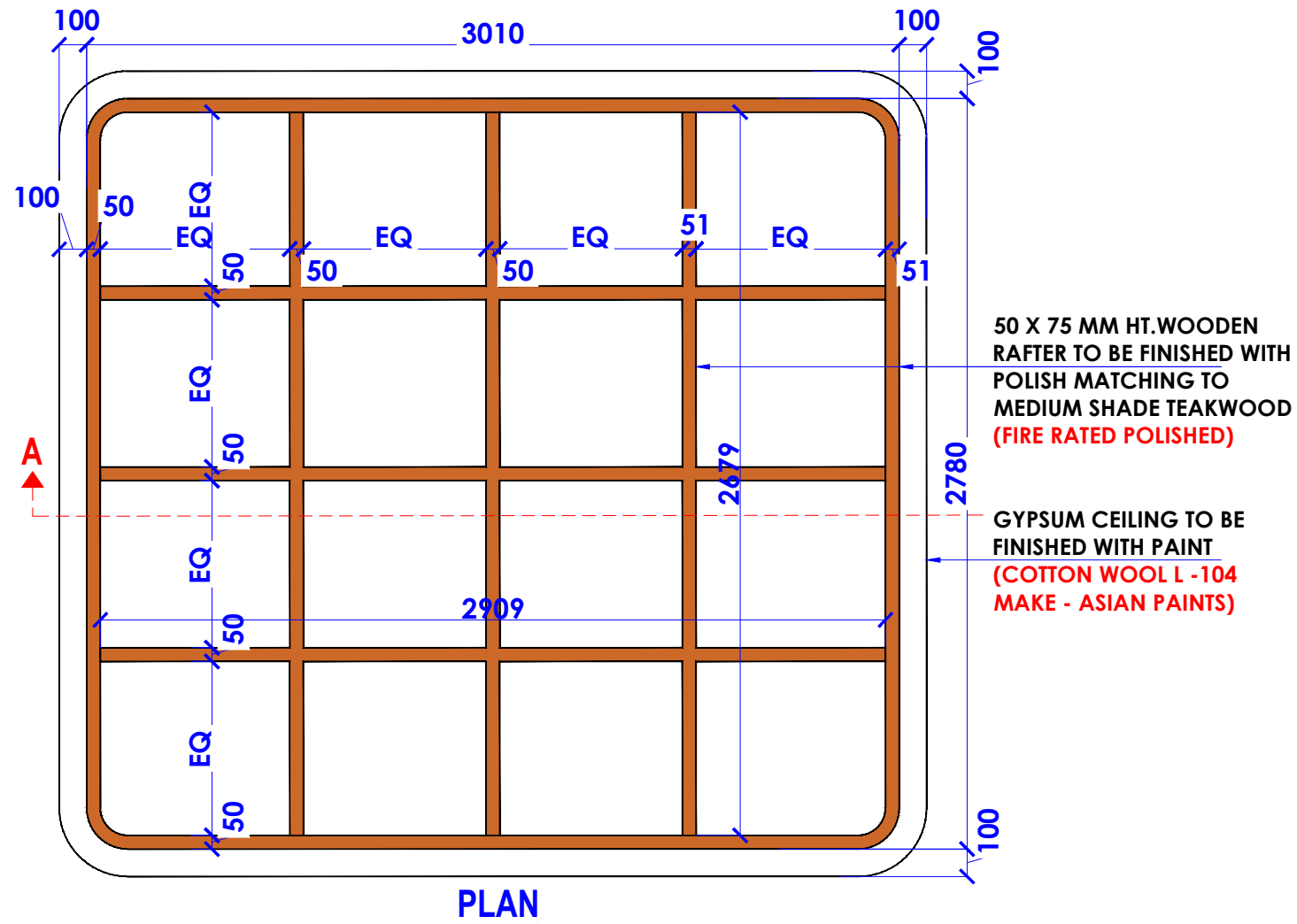
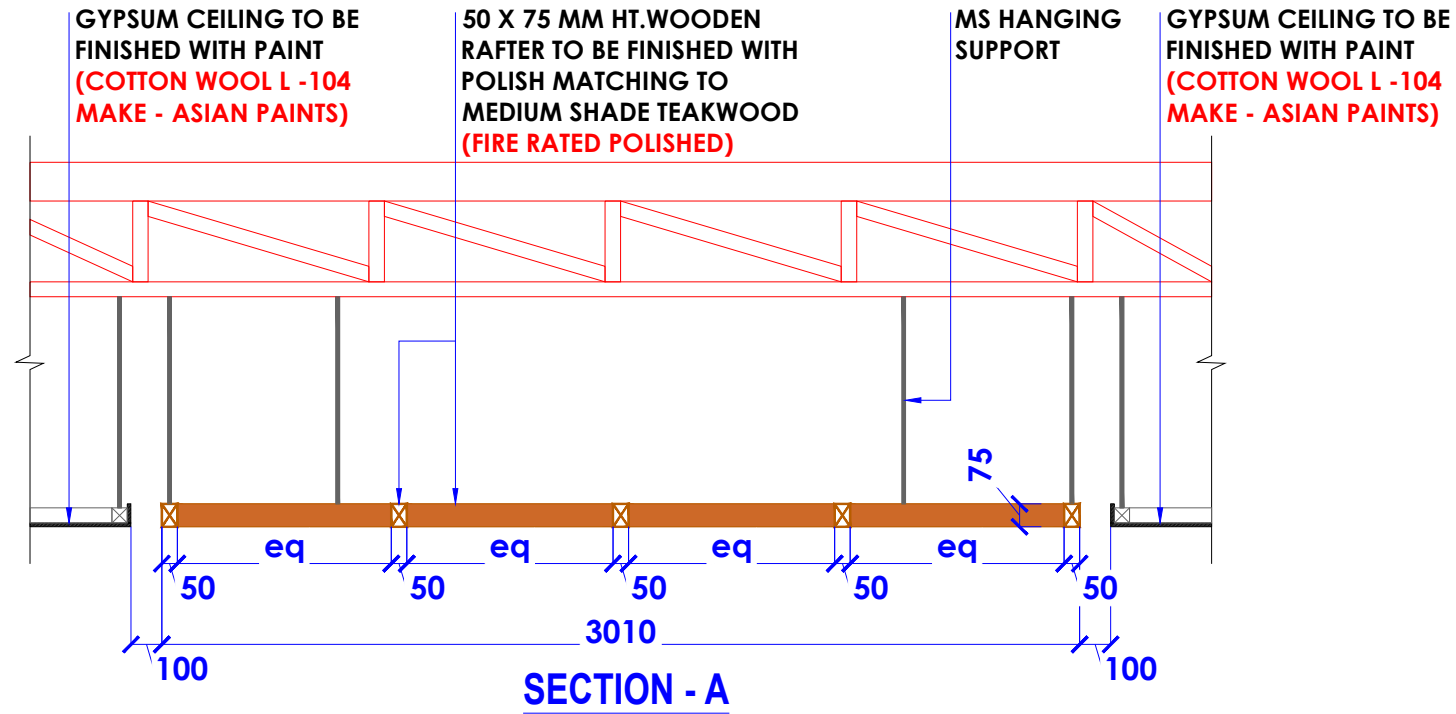
DATE : 27-02-2024
SCALE : NTS
DRN. BY : PRATIKSHA
CHKD. BY : QAISAR

PROJECT :
PH- LEVEL F- WEST-HYDERABAD


CLIENT :
TRAVEL FOOD SERVICES

WHITE WATER DESIGN STUDIO R

HEAD OFFICE:-
Anchorage, off Govandi Station Rd
Near Amarnath Patil Ground, Govandi-(E)
Mumbai 400 088
TEL: +91 22 6740 7640.
Email: studio@whitewaterdesign.in



- NOTES :**
- THE COPYRIGHT OF THIS DRAWING REMAINS WITH WHITE WATER DESIGN STUDIO AND IT MAY NOT BE REPRODUCED IN ANY MANNER WITHOUT PRIOR WRITTEN CONSENT.
- FIGURED DIMENSIONS ARE TO BE USED IN PREFERENCE TO SCALED SIZES. ALL DIMENSIONS MUST BE CHECKED BEFORE COMMENCING WORK ON SITE.
 - THIS DRAWINGS TO BE READ IN CONJUNCTION WITH ALL OTHER RELEVANT DRAWINGS.
 - ALL PROPOSED WORKS TO BE CARRIED OUT IN ACCORDANCE WITH TECHNICAL SPECIFICATIONS AND SCHEDULES MENTIONED FOR INTERIOR WORKS.
 - READ THIS DRAWING IN CONJUNCTION WITH ALL CONSULTANTS' & SPECIALISTS' DRAWINGS, DETAILS, SCHEDULES & SPECIFICATIONS FOR :
i. SPRINKLER INSTALLATION
ii. AUTOMATIC FIRE DETECTION SYSTEMS
iii. AIR CONDITIONING SYSTEM & DISTRIBUTION (HVAC)
iv. EMERGENCY LIGHTING
v. PRIMARY WIRING DESIGN & DISTRIBUTION
 - ALL WORK IS TO BE CARRIED OUT STRICTLY IN ACCORDANCE WITH IS STANDARDS (WHERE APPLICABLE) & BEST TRADE PRACTICES. ALL WORK MUST SATISFY THE REQUIREMENTS OF THE LOCAL AUTHORITIES.
 - WHITE WATER DESIGN STUDIO TO APPROVE ALL CONTRACTORS' SETTINGS OUT & ALL CO-ORDINATION SHOP DRAWINGS PRIOR TO ALL MANUFACTURERS, CONTRACTORS, INSTALLERS & SPECIALISTS TO BE RESPONSIBLE FOR ENSURING THAT ALL OF THEIR COMMENCEMENT OF INSTALLATION
 - WORKS FULLY COMPLY WITH THE REQUIREMENTS OF THE LOCAL AUTHORITIES & FIRE DEPARTMENT & THAT ALL SAFETY STANDARDS ARE MET THROUGHOUT.
 - ALL FIT-OUT CONTRACTORS & SPECIALISTS TO PREPARE FULL SHOP DRAWINGS WITH SPECIFIC REFERENCE TO SITE CONDITIONS FOR WHITE WATER DESIGN STUDIO APPROVAL PRIOR TO MANUFACTURE & INSTALLATION AS APPROPRIATE TO THEIR TASK.



AMMENDMENTS :

S.NO.	REV.DATE	DESCRIPTION

DRAWING NO : 45

DRAWING TITLE :
RAFTER CEILING DETAIL

LOCATION :
LEVEL F-WEST-HYDERABAD

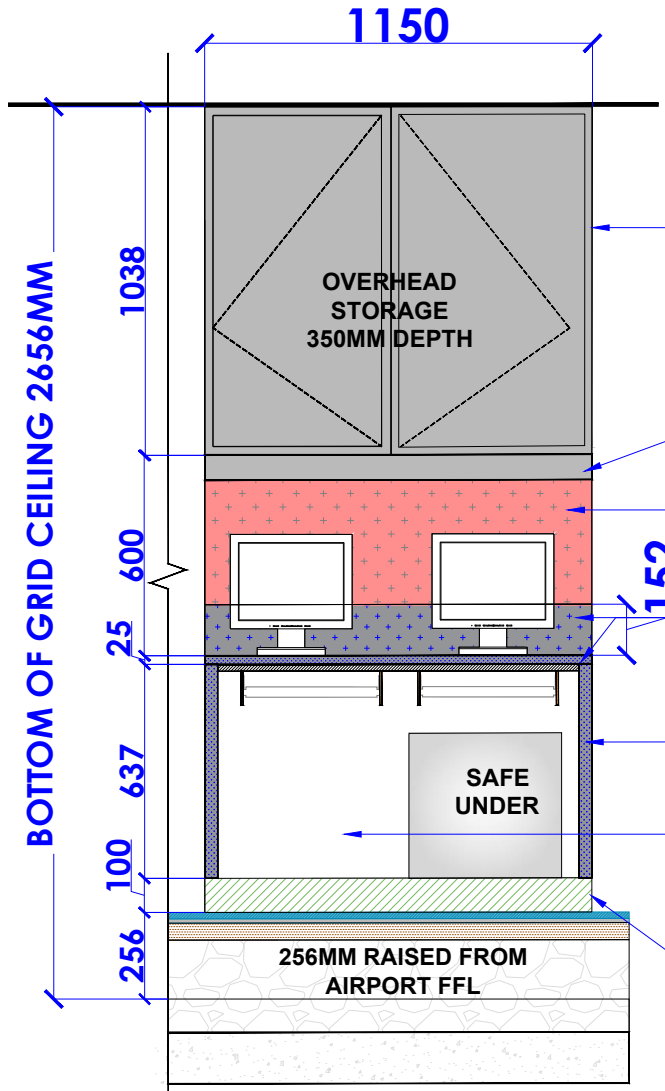
DATE : 27-02-2024
SCALE : NTS
DRN. BY : PRATIKSHA
CHKD. BY : QAISAR

PROJECT :
PH- LEVEL F- WEST-HYDERABAD

CLIENT :
TRAVEL FOOD SERVICES

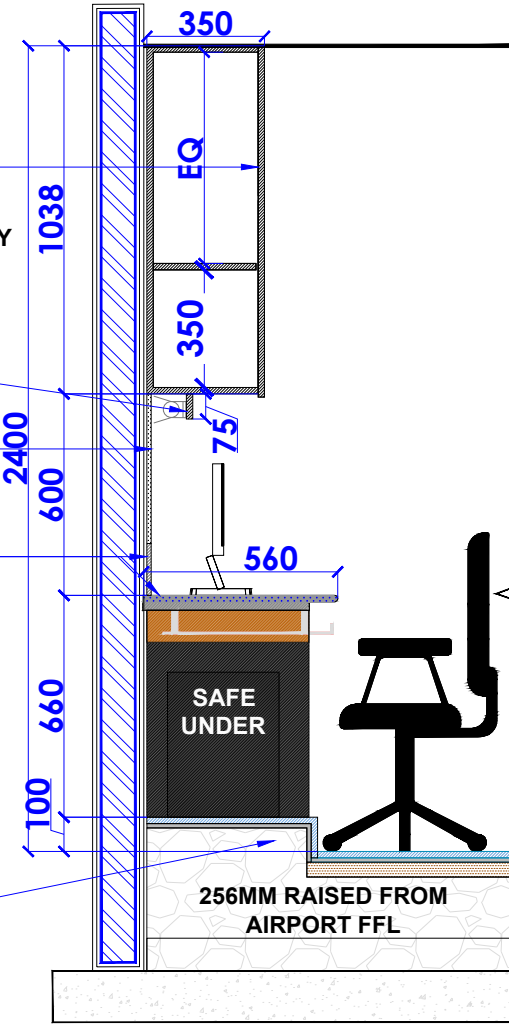


HEAD OFFICE:-
Anchorage, off Govandi Station Rd
Near Amarnath Patil Ground, Govandi-(E)
Mumbai 400 088
TEL: +91 22 6740 7640.
Email: studio@whitewaterdesign.in

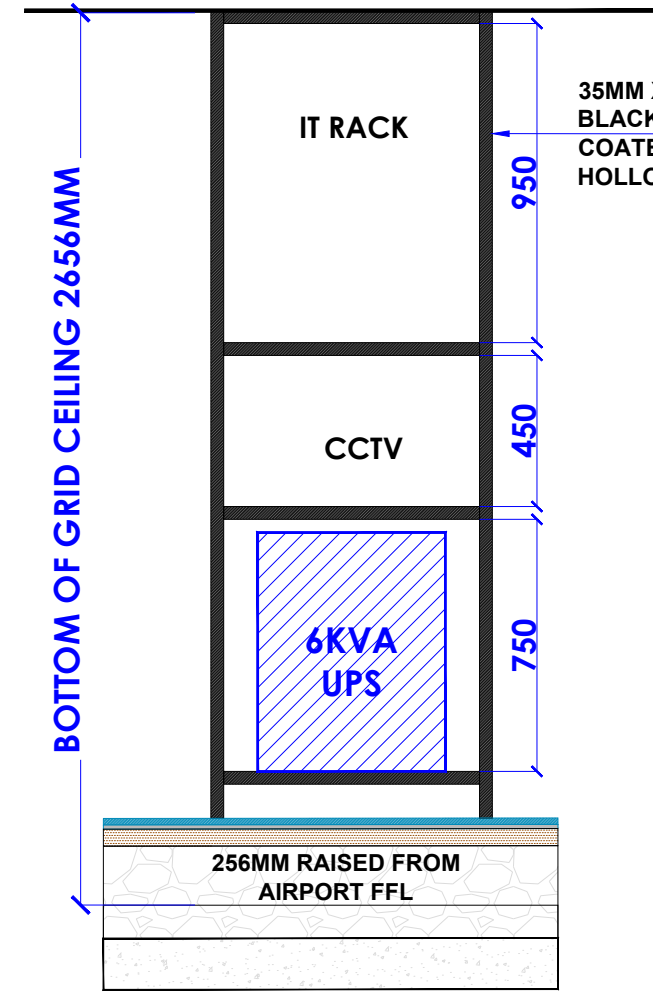


SECTION-A-A

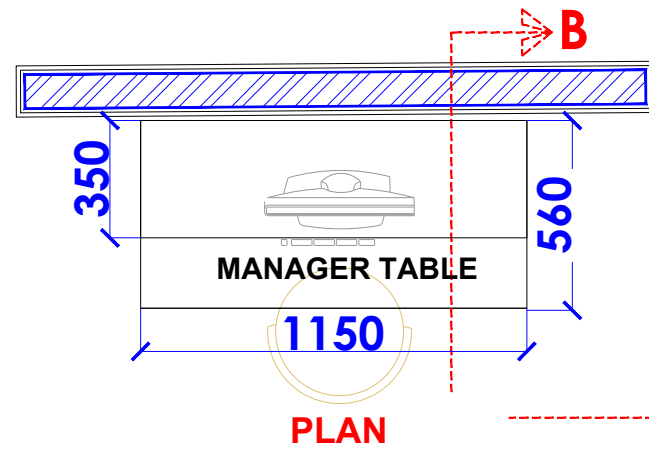
19MM THK **FIRE RATED** COM. BOARD SHUTTER FINISHED WITH 132 - CYCLONE (GREENLAM) LAMINATE EXTERNALLY AND INTERNALLY BY WHITE LAMINATE
 75MM HIGH PELMET FINISHED WITH 132 - CYCLONE (GREENLAM) LAMINATE
 PIN UP BOARD WITH RED CLOTH OVER 12.7 MM THK PLY (FIRE RATED PLY)
 152MM HT BAND & 19MM THK GRANITE TOP (STEEL GREY/BLACK) FIXED TO MARBLE BASE
 38MM THK GRANITE VERTICAL SUPPORT WALL TO BE FINISHED WITH MATT FINISH WHITE TILE (MAKE - KAJARIA - BLANCO NIEVE - 1190MM- W X 467MM-H)
 100 MM HIGH SIPOREX PLATFORM FINISHED WITH KOTA TILE



SECTION-B-B

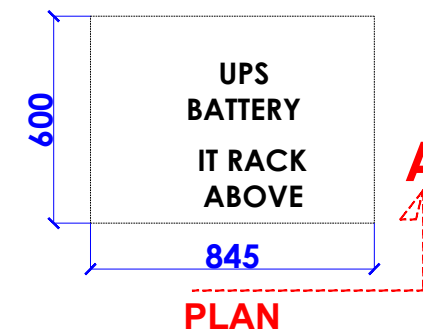


FRONT ELEVATION



PLAN

**MANAGER TABLE
DETAIL**



**PLAN
IT RACK DETAIL**

NOTES :

- THE COPYRIGHT OF THIS DRAWING REMAINS WITH WHITE WATER DESIGN STUDIO AND IT MAY NOT BE REPRODUCED IN ANY WHICH MANNER WITHOUT PRIOR WRITTEN CONSENT.
- FIGURED DIMENSIONS ARE TO BE USED IN PREFERENCE TO SCALED SIZES. ALL DIMENSIONS MUST BE CHECKED BEFORE COMMENCING WORK ON SITE.
 - THIS DRAWINGS TO BE READ IN CONJUNCTION WITH ALL OTHER RELEVANT DRAWINGS.
 - ALL PROPOSED WORKS TO BE CARRIED OUT IN ACCORDANCE WITH TECHNICAL SPECIFICATIONS AND SCHEDULES MENTIONED FOR INTERIOR WORKS.
 - READ THIS DRAWING IN CONJUNCTION WITH ALL CONSULTANTS' & SPECIALISTS' DRAWINGS, DETAILS, SCHEDULES & SPECIFICATIONS FOR :
 i. SPRINKLER INSTALLATION
 ii. AUTOMATIC FIRE DETECTION SYSTEMS
 iii. AIR CONDITIONING SYSTEM & DISTRIBUTION (HVAC)
 iv. EMERGENCY LIGHTING
 v. PRIMARY WIRING DESIGN & DISTRIBUTION
 - ALL WORK IS TO BE CARRIED OUT STRICTLY IN ACCORDANCE WITH IS STANDARDS (WHERE APPLICABLE) & BEST TRADE PRACTICES. ALL WORK MUST SATISFY THE REQUIREMENTS OF THE LOCAL AUTHORITIES.
 - WHITE WATER DESIGN STUDIO TO APPROVE ALL CONTRACTORS' SETTINGS OUT & ALL CO-ORDINATION SHOP DRAWINGS PRIOR TO ALL MANUFACTURERS, CONTRACTORS, INSTALLERS & SPECIALISTS TO BE RESPONSIBLE FOR ENSURING THAT ALL OF THEIR COMMENCEMENT OF INSTALLATION
 - WORKS FULLY COMPLY WITH THE REQUIREMENTS OF THE LOCAL AUTHORITIES & FIRE DEPARTMENT & THAT ALL SAFETY STANDARDS ARE MET THROUGHOUT.
 - ALL FIT-OUT CONTRACTORS & SPECIALISTS TO PREPARE FULL SHOP DRAWINGS WITH SPECIFIC REFERENCE TO SITE CONDITIONS FOR WHITE WATER DESIGN STUDIO APPROVAL PRIOR TO MANUFACTURE & INSTALLATION AS APPROPRIATE TO THEIR TASK.

KEY PLAN :



AMMENDMENTS :

S.NO.	REV.DATE	DESCRIPTION

DRAWING NO :

46

DRAWING TITLE :

MANAGER TABLE DETAIL

LOCATION :

LEVEL F-WEST-HYDERABAD

DATE : 27-02-2024
 SCALE : NTS
 DRN. BY : PRATIKSHA
 CHKD. BY : QAISAR

PROJECT :

PH- LEVEL F- WEST-HYDERABAD

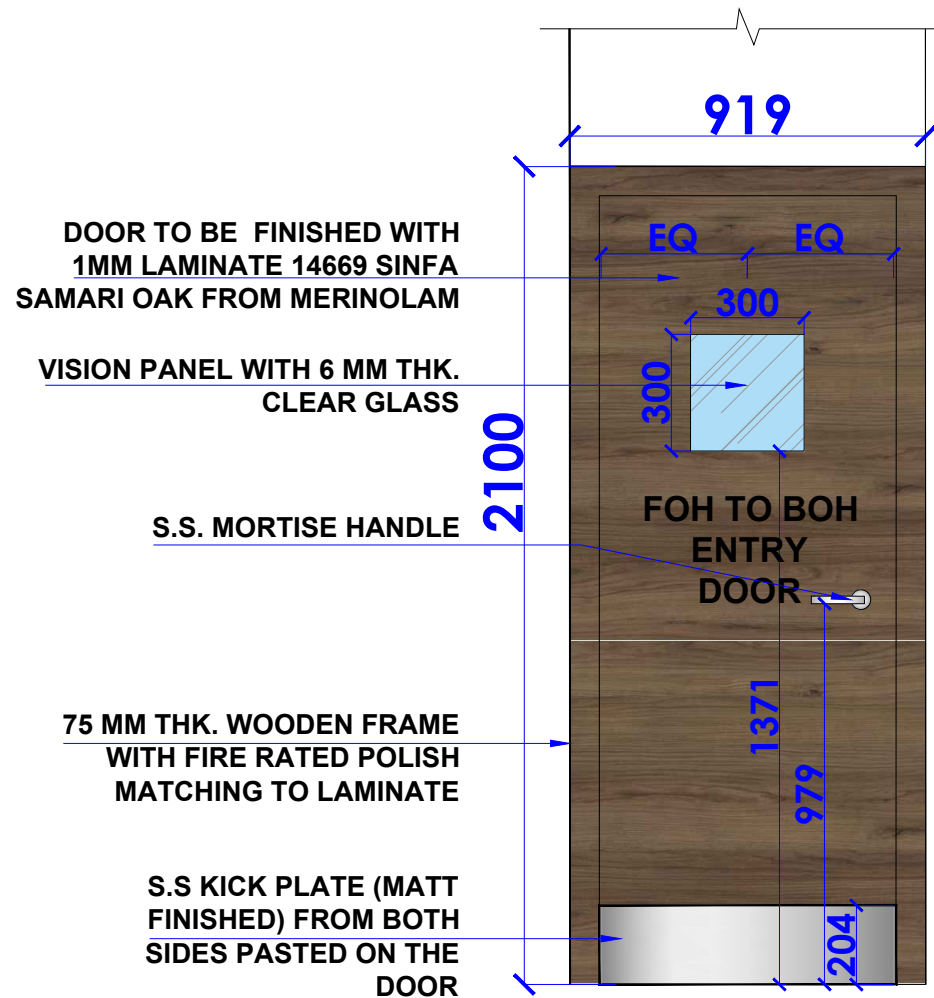
CLIENT :

TRAVEL FOOD SERVICES

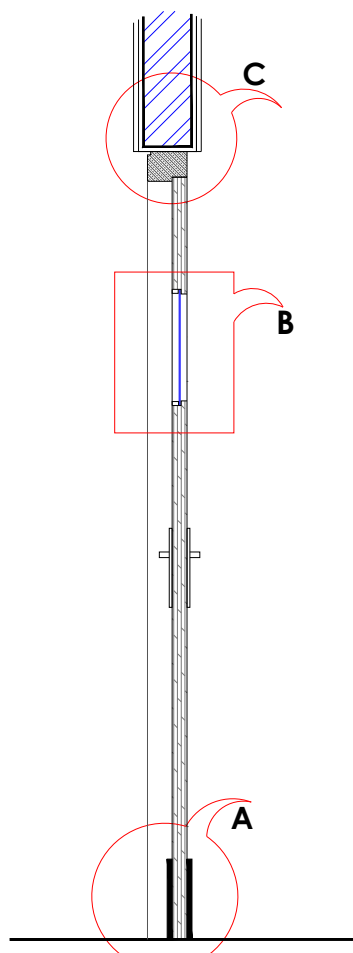
**WHITE WATER
DESIGN STUDIO R**



HEAD OFFICE:-
 Anchorage, off Govandi Station Rd
 Near Amarnath Patil Ground, Govandi-(E)
 Mumbai 400 088
 TEL: +91 22 6740 7640.
 Email: studio@whitewaterdesign.in

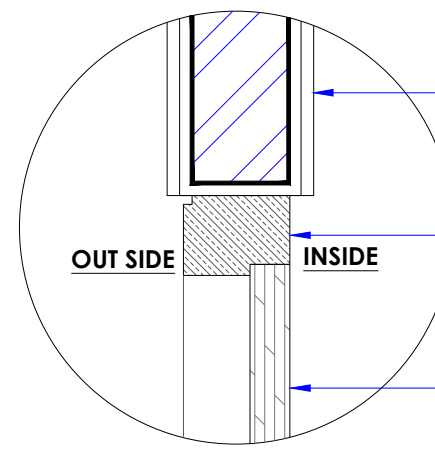
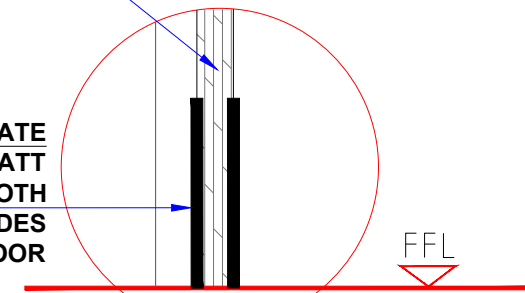


ELEVATION



DOOR TO BE FINISHED WITH 1MM LAMINATE 14669 SINFA SAMARI OAK FROM MERINOLAM

KICK PLATE S.S. KICK PLATE (MATT FINISHED) FROM BOTH SIDES PASTED ON THE DOOR



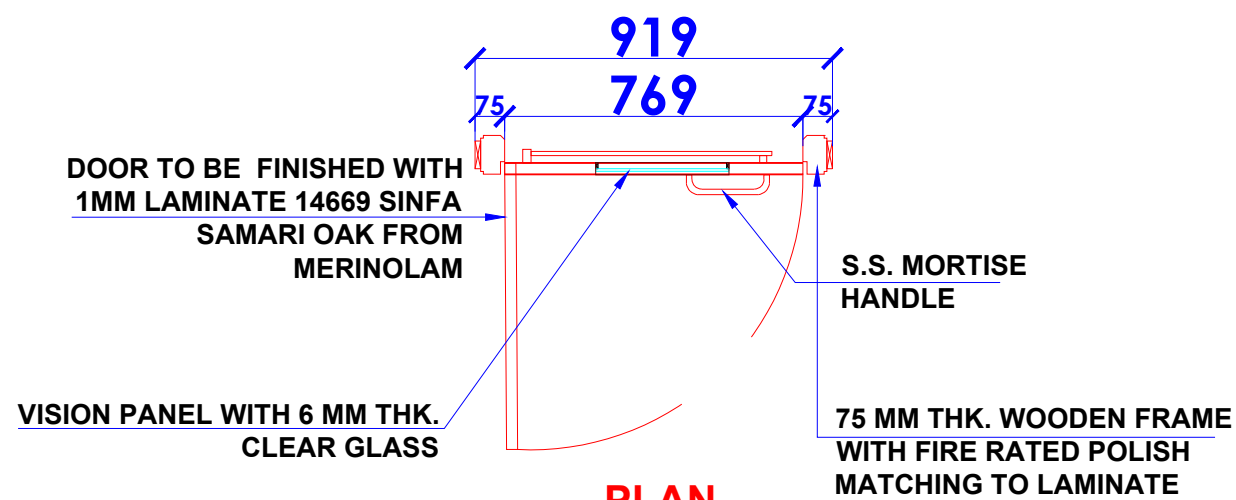
APPROVED SELECTION OF TILE FINISH FROM INSIDE

3"x4" THK SAL WOOD DOOR FRAME WITH 6MM GROOVE FROM OUTSIDE FINISHED WITH FIRE RESISTANT PAINT FROM ALL SIDES

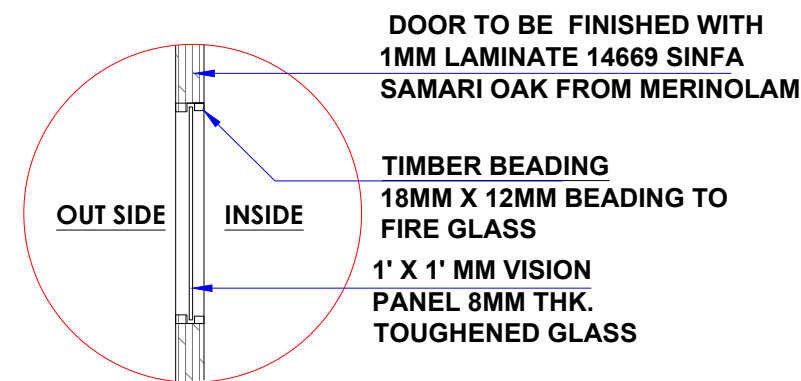
DOOR TO BE FINISHED WITH 1MM LAMINATE 14669 SINFA SAMARI OAK FROM MERINOLAM

DETAIL-C

NOTE :
(1) FIRE RESISTANT HARDWARES TO BE USED
(2) FIRE RESISTANT PAINT TO BE MATCHED WITH LAMINATE



FOH TO BOH DOOR FRD DOOR



NOTES :

- THE COPYRIGHT OF THIS DRAWING REMAINS WITH WHITE WATER DESIGN STUDIO AND IT MAY NOT BE REPRODUCED IN ANY MANNER WITHOUT PRIOR WRITTEN CONSENT.
- FIGURED DIMENSIONS ARE TO BE USED IN PREFERENCE TO SCALED SIZES. ALL DIMENSIONS MUST BE CHECKED BEFORE COMMENCING WORK ON SITE.
 - THIS DRAWINGS TO BE READ IN CONJUNCTION WITH ALL OTHER RELEVANT DRAWINGS.
 - ALL PROPOSED WORKS TO BE CARRIED OUT IN ACCORDANCE WITH TECHNICAL SPECIFICATIONS AND SCHEDULES MENTIONED FOR INTERIOR WORKS.
 - READ THIS DRAWING IN CONJUNCTION WITH ALL CONSULTANTS' & SPECIALISTS' DRAWINGS, DETAILS, SCHEDULES & SPECIFICATIONS FOR :
 i. SPRINKLER INSTALLATION
 ii. AUTOMATIC FIRE DETECTION SYSTEMS
 iii. AIR CONDITIONING SYSTEM & DISTRIBUTION (HVAC)
 iv. EMERGENCY LIGHTING
 v. PRIMARY WIRING DESIGN & DISTRIBUTION
 - ALL WORK IS TO BE CARRIED OUT STRICTLY IN ACCORDANCE WITH IS STANDARDS (WHERE APPLICABLE) & BEST TRADE PRACTICES. ALL WORK MUST SATISFY THE REQUIREMENTS OF THE LOCAL AUTHORITIES.
 - WHITE WATER DESIGN STUDIO TO APPROVE ALL CONTRACTORS' SETTINGS OUT & ALL CO-ORDINATION SHOP DRAWINGS PRIOR TO ALL MANUFACTURERS, CONTRACTORS, INSTALLERS & SPECIALISTS TO BE RESPONSIBLE FOR ENSURING THAT ALL OF THEIR COMMENCEMENT OF INSTALLATION
 - WORKS FULLY COMPLY WITH THE REQUIREMENTS OF THE LOCAL AUTHORITIES & FIRE DEPARTMENT & THAT ALL SAFETY STANDARDS ARE MET THROUGHOUT.
 - ALL FIT-OUT CONTRACTORS & SPECIALISTS TO PREPARE FULL SHOP DRAWINGS WITH SPECIFIC REFERENCE TO SITE CONDITIONS FOR WHITE WATER DESIGN STUDIO APPROVAL PRIOR TO MANUFACTURE & INSTALLATION AS APPROPRIATE TO THEIR TASK.

KEY PLAN :



AMMENDMENTS :

S.NO.	REV.DATE	DESCRIPTION

DRAWING NO :

47

DRAWING TITLE :

DOOR DETAIL

LOCATION :

LEVEL F-WEST-HYDERABAD

DATE : 27-02-2024
 SCALE : NTS
 DRN. BY : PRATIKSHA
 CHKD. BY : QAISAR

PROJECT :

PH- LEVEL F- WEST-HYDERABAD

CLIENT :

TRAVEL FOOD SERVICES

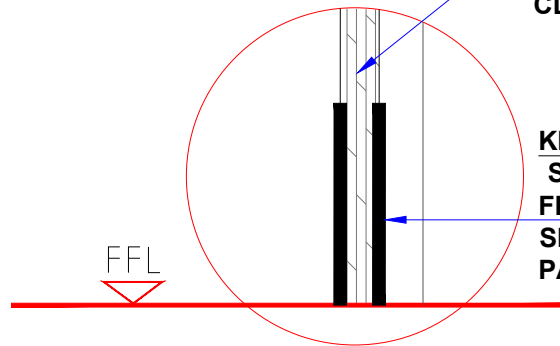
WHITE WATER DESIGN STUDIO R



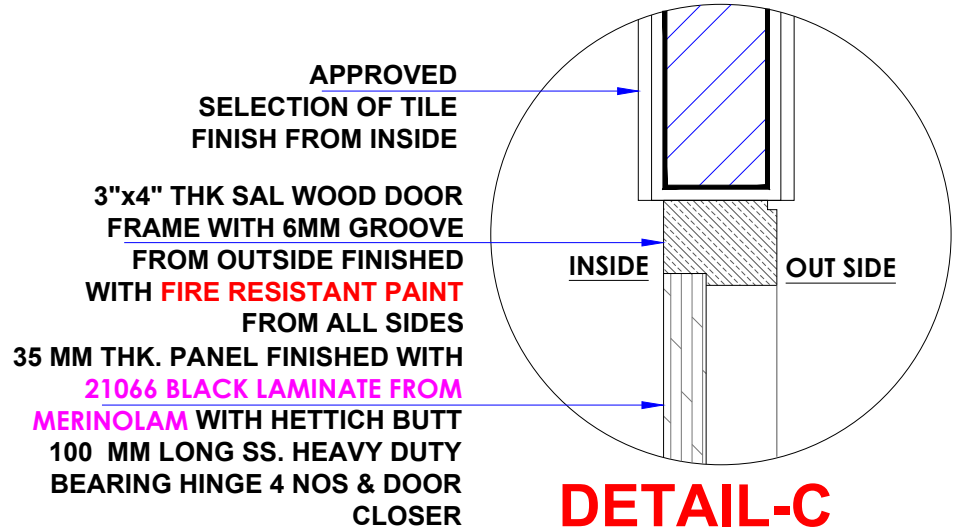
HEAD OFFICE:-
 Anchorage, off Govandi Station Rd
 Near Amarnath Patil Ground, Govandi-(E)
 Mumbai 400 088
 TEL: +91 22 6740 7640.
 Email: studio@whitewaterdesign.in

DOOR SHUTTER
 35 MM THK. PANEL FINISHED WITH **21066 BLACK LAMINATE FROM MERINOLAM** WITH HETTICH BUTT 100 MM LONG SS. HEAVY DUTY BEARING HINGE 4 NOS & DOOR CLOSER

KICK PLATE
 S.S. KICK PLATE (MATT FINISHED) FROM BOTH SIDES PASTED ON THE DOOR

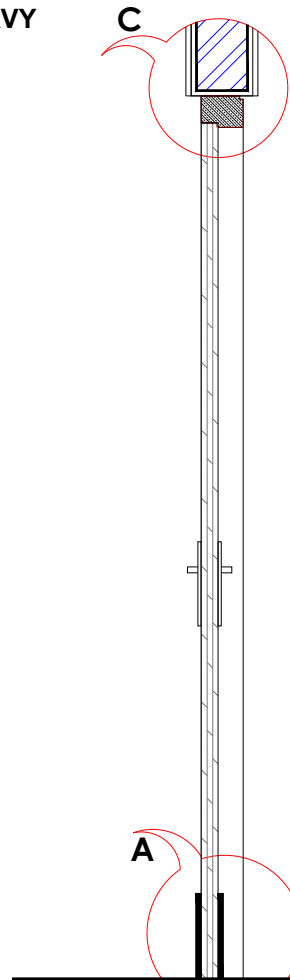


DETAIL-A

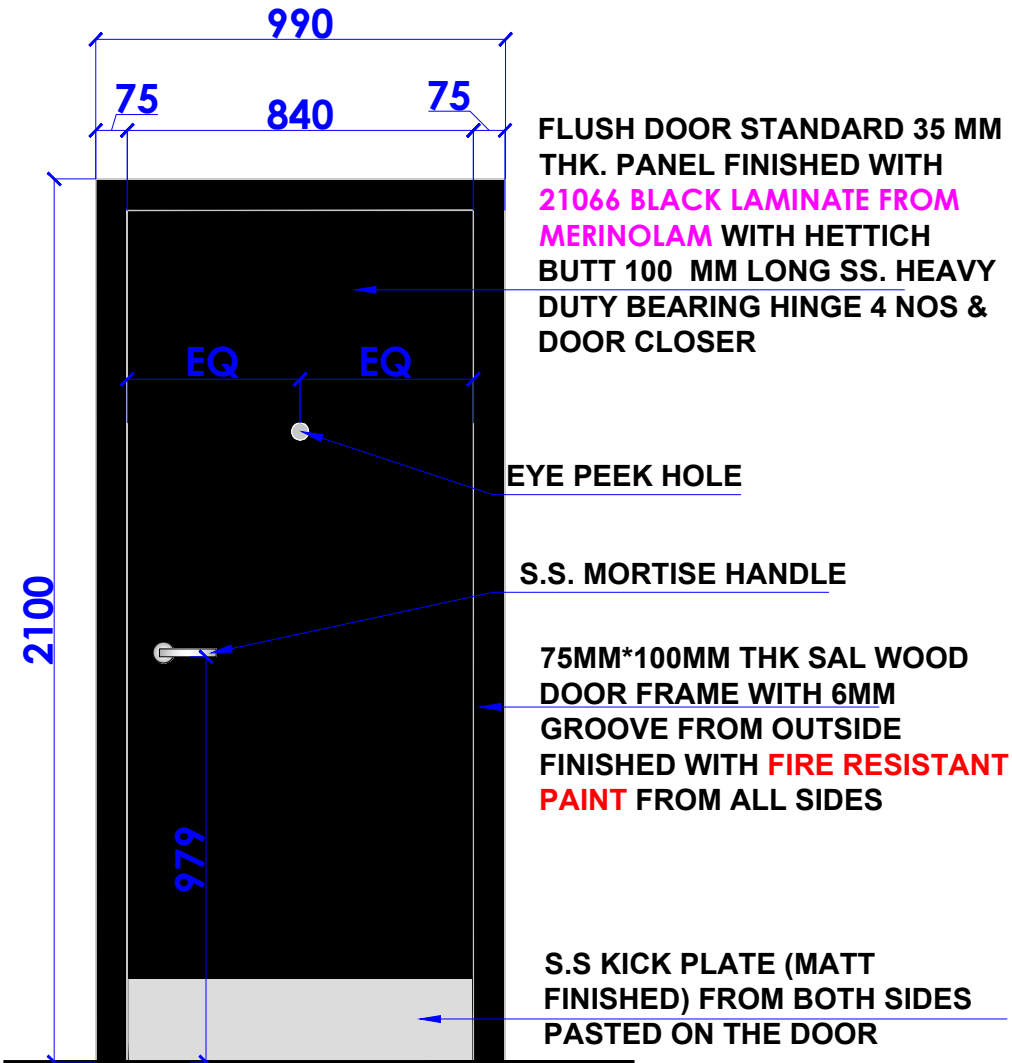


DETAIL-C

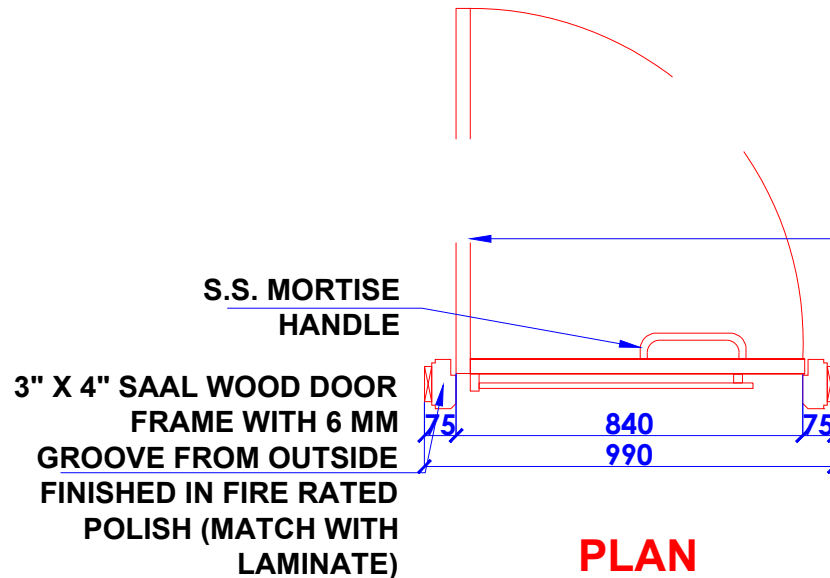
NOTE :
 (1) FIRE RESISTANT HARDWARES TO BE USED
 (2) FIRE RESISTANT PAINT TO BE MATCHED WITH 132 - CYCLONE (GREENLAM) LAMINATE



SECTION -A



ELEVATION



PLAN

**FIRE EXIT DOOR
 FRD DOOR**

FLUSH DOOR STANDARD 35 MM THK. PANEL FINISHED WITH 21066 BLACK LAMINATE FROM MERINOLAM WITH HETTICH BUTT 100 MM LONG SS. HEAVY DUTY BEARING HINGE 4 NOS & DOOR CLOSER

EYE PEEK HOLE

S.S. MORTISE HANDLE

75MM*100MM THK SAL WOOD DOOR FRAME WITH 6MM GROOVE FROM OUTSIDE FINISHED WITH FIRE RESISTANT PAINT FROM ALL SIDES

S.S KICK PLATE (MATT FINISHED) FROM BOTH SIDES PASTED ON THE DOOR

FLUSH DOOR STANDARD 35 MM THK. PANEL FINISHED WITH 21066 BLACK LAMINATE FROM MERINOLAM WITH HETTICH BUTT 100 MM LONG SS. HEAVY DUTY BEARING HINGE 4 NOS & DOOR CLOSER

NOTES :

- THE COPYRIGHT OF THIS DRAWING REMAINS WITH WHITE WATER DESIGN STUDIO AND IT MAY NOT BE REPRODUCED IN ANY WHICH MANNER WITHOUT PRIOR WRITTEN CONSENT.
- FIGURED DIMENSIONS ARE TO BE USED IN PREFERENCE TO SCALED SIZES. ALL DIMENSIONS MUST BE CHECKED BEFORE COMMENCING WORK ON SITE.
- THIS DRAWINGS TO BE READ IN CONJUNCTION WITH ALL OTHER RELEVANT DRAWINGS.
- ALL PROPOSED WORKS TO BE CARRIED OUT IN ACCORDANCE WITH TECHNICAL SPECIFICATIONS AND SCHEDULES MENTIONED FOR INTERIOR WORKS.
- READ THIS DRAWING IN CONJUNCTION WITH ALL CONSULTANTS' & SPECIALISTS' DRAWINGS, DETAILS, SCHEDULES & SPECIFICATIONS FOR :
 i. SPRINKLER INSTALLATION
 ii. AUTOMATIC FIRE DETECTION SYSTEMS
 iii. AIR CONDITIONING SYSTEM & DISTRIBUTION (HVAC)
 iv. EMERGENCY LIGHTING
 v. PRIMARY WIRING DESIGN & DISTRIBUTION
- ALL WORK IS TO BE CARRIED OUT STRICTLY IN ACCORDANCE WITH IS STANDARDS (WHERE APPLICABLE) & BEST TRADE PRACTICES. ALL WORK MUST SATISFY THE REQUIREMENTS OF THE LOCAL AUTHORITIES.
- WHITE WATER DESIGN STUDIO TO APPROVE ALL CONTRACTORS' SETTINGS OUT & ALL CO-ORDINATION SHOP DRAWINGS PRIOR TO ALL MANUFACTURERS, CONTRACTORS, INSTALLERS & SPECIALISTS TO BE RESPONSIBLE FOR ENSURING THAT ALL OF THEIR COMMENCEMENT OF INSTALLATION
- WORKS FULLY COMPLY WITH THE REQUIREMENTS OF THE LOCAL AUTHORITIES & FIRE DEPARTMENT & THAT ALL SAFETY STANDARDS ARE MET THROUGHOUT.
- ALL FIT-OUT CONTRACTORS & SPECIALISTS TO PREPARE FULL SHOP DRAWINGS WITH SPECIFIC REFERENCE TO SITE CONDITIONS FOR WHITE WATER DESIGN STUDIO APPROVAL PRIOR TO MANUFACTURE & INSTALLATION AS APPROPRIATE TO THEIR TASK.

KEY PLAN :



AMMENDMENTS :

S.NO.	REV.DATE	DESCRIPTION

DRAWING NO :

48

DRAWING TITLE :

DOOR DETAIL

LOCATION :

LEVEL F-WEST-HYDERABAD

DATE : 27-02-2024
 SCALE : NTS
 DRN. BY : PRATIKSHA
 CHKD. BY : QAISAR

PROJECT :

PH- LEVEL F- WEST-HYDERABAD

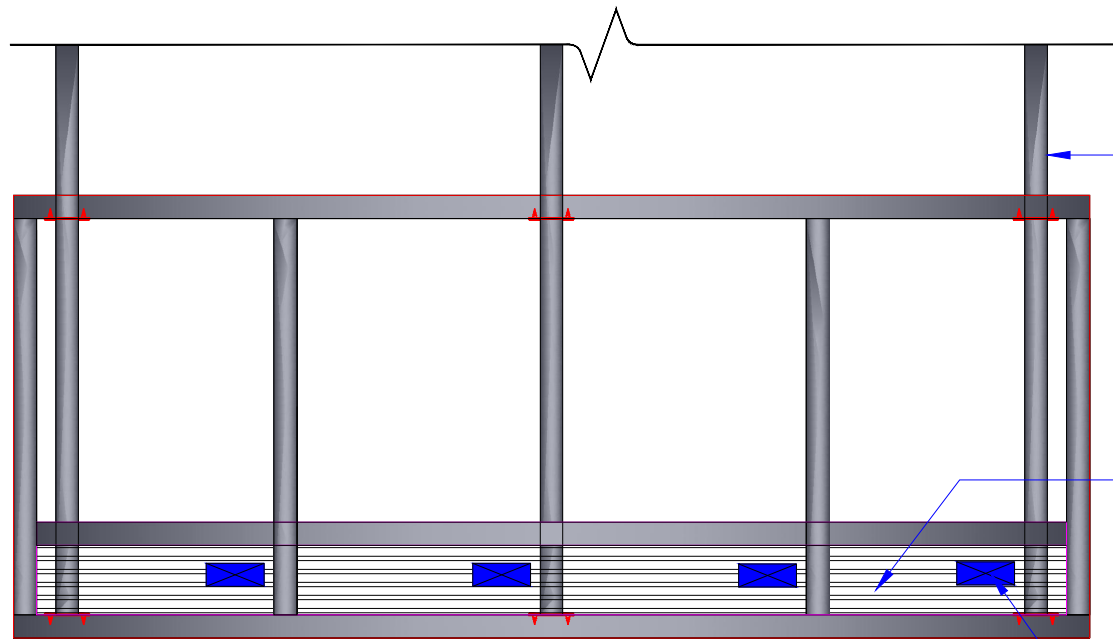
CLIENT :

TRAVEL FOOD SERVICES

**WHITE WATER
 DESIGN STUDIO R**



HEAD OFFICE:-
 Anchorage, off Govandi Station Rd
 Near Amarnath Patil Ground, Govandi-(E)
 Mumbai 400 088
 TEL: +91 22 6740 7640.
 Email: studio@whitewaterdesign.in

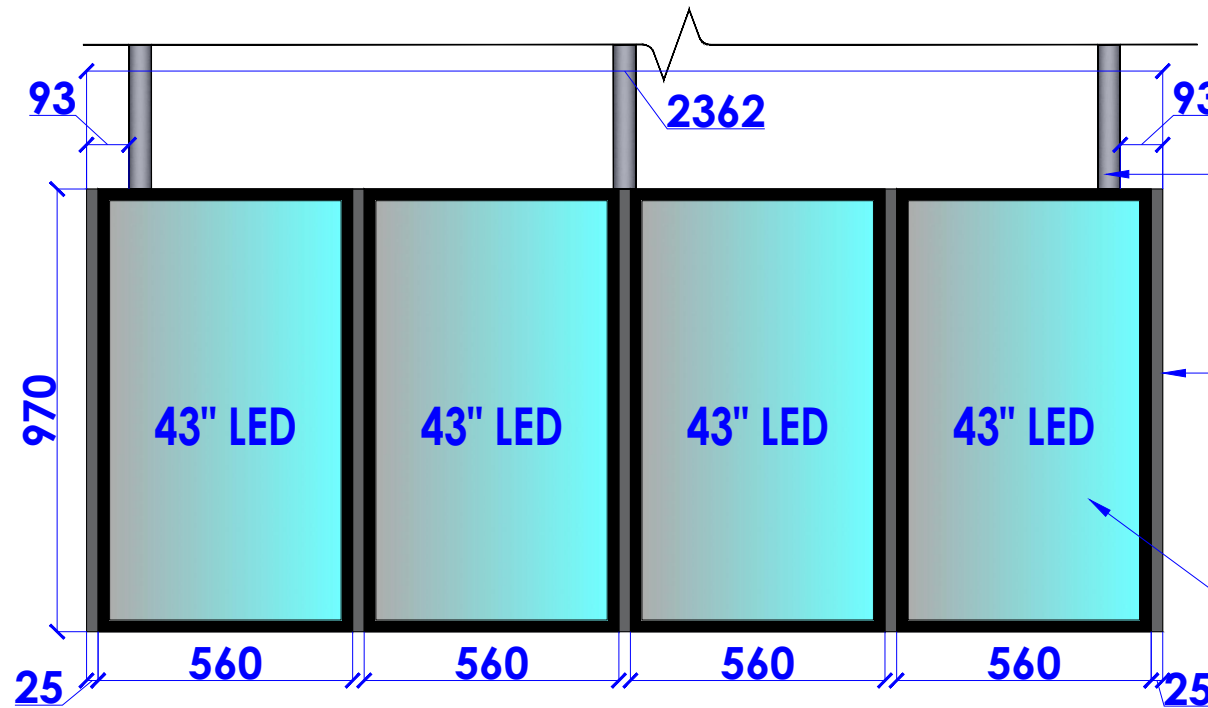


30X30mm thk. M.S. SECTION FIXED ON M.S. BASE PLATE OF SIZE 38MMX50MM SUPPORTED FROM SLAB

150MM HT TRUNK FOR ELECTRICAL SOCKET

SWITCH SOCKET AS PER ELE. DWG

SECTION ELEVATION - A

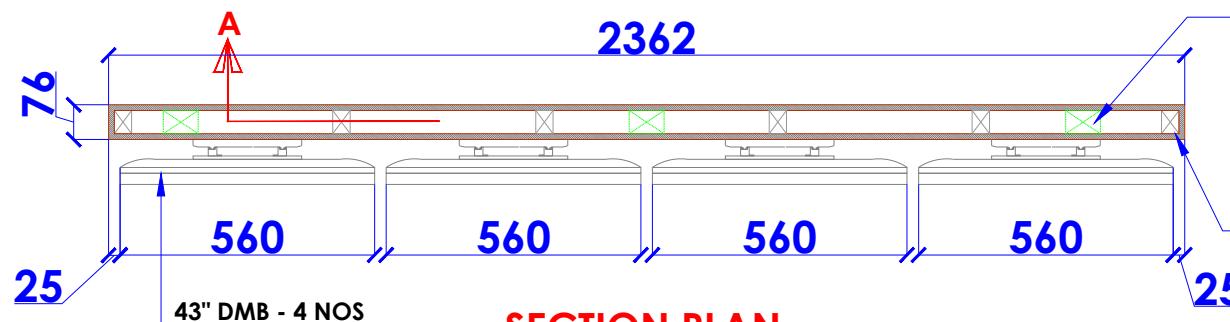


30 X 30 MM THK. M.S. SECTION FIXED ON M.S. BASE PLATE OF SIZE 38MMX50MM SUPPORTED FROM SLAB

38MMX 50MM MS FRAMEWORK COVERED WITH M.S. SHEET TO BE FINISHED WITH BLACK PAINT (FIRE RATED PAINT)

4 Nos. 43" LED SCREEN FIXED ON MS PLATE OVER 38MM X 38MM MS FRAME

FRONT ELEVATION



30 X 30 MM THK. M.S. SECTION FIXED ON M.S. BASE PLATE OF SIZE 38MMX50MM SUPPORTED FROM SLAB

38MMX 50MM MS FRAMEWORK COVERED WITH M.S. SHEET TO BE FINISHED WITH BLACK PAINT (FIRE RATED PAINT)

SECTION PLAN

DMB DETAIL

NOTES :

- THE COPYRIGHT OF THIS DRAWING REMAINS WITH WHITE WATER DESIGN STUDIO AND IT MAY NOT BE REPRODUCED IN ANY MANNER WITHOUT PRIOR WRITTEN CONSENT.
- FIGURED DIMENSIONS ARE TO BE USED IN PREFERENCE TO SCALED SIZES. ALL DIMENSIONS MUST BE CHECKED BEFORE COMMENCING WORK ON SITE.
 - THIS DRAWINGS TO BE READ IN CONJUNCTION WITH ALL OTHER RELEVANT DRAWINGS.
 - ALL PROPOSED WORKS TO BE CARRIED OUT IN ACCORDANCE WITH TECHNICAL SPECIFICATIONS AND SCHEDULES MENTIONED FOR INTERIOR WORKS.
 - READ THIS DRAWING IN CONJUNCTION WITH ALL CONSULTANTS' & SPECIALISTS' DRAWINGS, DETAILS, SCHEDULES & SPECIFICATIONS FOR :
 i. SPRINKLER INSTALLATION
 ii. AUTOMATIC FIRE DETECTION SYSTEMS
 iii. AIR CONDITIONING SYSTEM & DISTRIBUTION (HVAC)
 iv. EMERGENCY LIGHTING
 v. PRIMARY WIRING DESIGN & DISTRIBUTION
 - ALL WORK IS TO BE CARRIED OUT STRICTLY IN ACCORDANCE WITH IS STANDARDS (WHERE APPLICABLE) & BEST TRADE PRACTICES. ALL WORK MUST SATISFY THE REQUIREMENTS OF THE LOCAL AUTHORITIES.
 - WHITE WATER DESIGN STUDIO TO APPROVE ALL CONTRACTORS' SETTINGS OUT & ALL CO-ORDINATION SHOP DRAWINGS PRIOR TO ALL MANUFACTURERS, CONTRACTORS, INSTALLERS & SPECIALISTS TO BE RESPONSIBLE FOR ENSURING THAT ALL OF THEIR COMMENCEMENT OF INSTALLATION
 - WORKS FULLY COMPLY WITH THE REQUIREMENTS OF THE LOCAL AUTHORITIES & FIRE DEPARTMENT & THAT ALL SAFETY STANDARDS ARE MET THROUGHOUT.
 - ALL FIT-OUT CONTRACTORS & SPECIALISTS TO PREPARE FULL SHOP DRAWINGS WITH SPECIFIC REFERENCE TO SITE CONDITIONS FOR WHITE WATER DESIGN STUDIO APPROVAL PRIOR TO MANUFACTURE & INSTALLATION AS APPROPRIATE TO THEIR TASK.

KEY PLAN :



AMMENDMENTS :

S.NO.	REV.DATE	DESCRIPTION

DRAWING NO :

49

DRAWING TITLE :

DMB DETAIL

LOCATION :

LEVEL F-WEST-HYDERABAD

DATE : 27-02-2024

SCALE : NTS

DRN. BY : PRATIKSHA

CHKD. BY : QAISAR

PROJECT :

PH- LEVEL F- WEST-HYDERABAD

CLIENT :

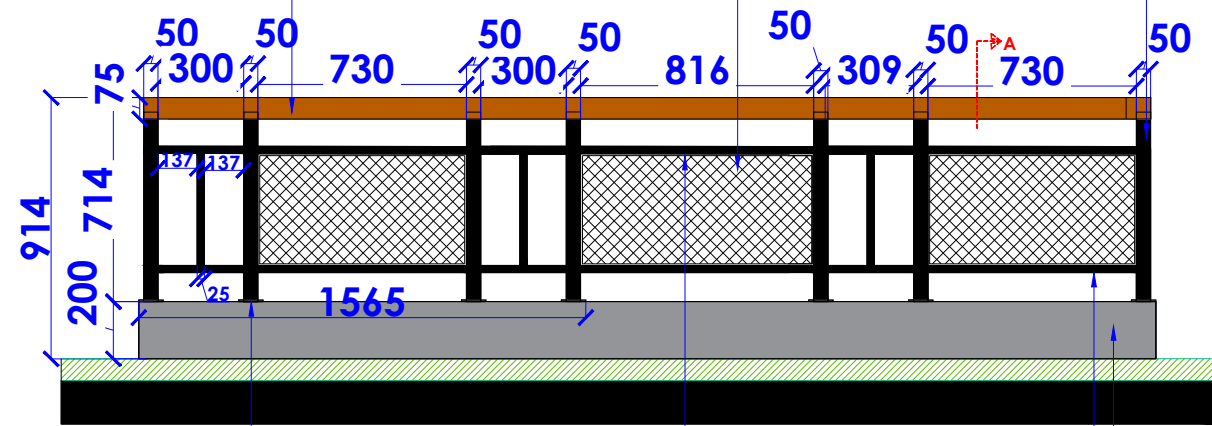
TRAVEL FOOD SERVICES

WHITE WATER DESIGN STUDIO R




HEAD OFFICE:-
 Anchorage, off Govandi Station Rd
 Near Amarnath Patil Ground, Govandi-(E)
 Mumbai 400 088
 TEL: +91 22 6740 7640.
 Email: studio@whitewaterdesign.in

100MM X 75MM RAILING WITH WOODEN HAND RAIL
4MM THK BLACK POWDER COATED MESH
50MM X 50MM MS BOX/TUBE SECTION PAINTED IN BLACK POWDER COATED

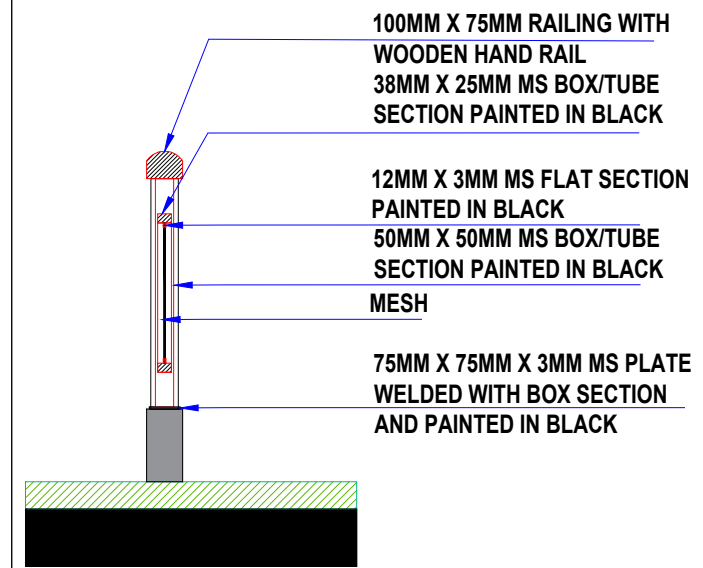


75MM X 5MM X 3MM MS PLATE WELDED WITH BOX SECTION AND PAINTED IN BLACK
12MM X 3MM MS FLAT SECTION PAINTED IN BLACK
38MM X 25MM MS BOX/TUBE SECTION PAINTED IN BLACK
200 MM HT. RAIL GUARD TO BE FINISHED WITH SS 304 GRADE FROM OUTSIDE

ELEVATION



PLAN
MESH RAILING
DETAIL



SECTION A

- NOTES :**
- THE COPYRIGHT OF THIS DRAWING REMAINS WITH WHITE WATER DESIGN STUDIO AND IT MAY NOT BE REPRODUCED IN ANY WHICH MANNER WITHOUT PRIOR WRITTEN CONSENT.
 - FIGURED DIMENSIONS ARE TO BE USED IN PREFERENCE TO SCALED SIZES. ALL DIMENSIONS MUST BE CHECKED BEFORE COMMENCING WORK ON SITE.
 - THIS DRAWINGS TO BE READ IN CONJUNCTION WITH ALL OTHER RELEVANT DRAWINGS.
 - ALL PROPOSED WORKS TO BE CARRIED OUT IN ACCORDANCE WITH TECHNICAL SPECIFICATIONS AND SCHEDULES MENTIONED FOR INTERIOR WORKS.
 - READ THIS DRAWING IN CONJUNCTION WITH ALL CONSULTANTS' & SPECIALISTS' DRAWINGS, DETAILS, SCHEDULES & SPECIFICATIONS FOR :
 i. SPRINKLER INSTALLATION
 ii. AUTOMATIC FIRE DETECTION SYSTEMS
 iii. AIR CONDITIONING SYSTEM & DISTRIBUTION (HVAC)
 iv. EMERGENCY LIGHTING
 v. PRIMARY WIRING DESIGN & DISTRIBUTION
 - ALL WORK IS TO BE CARRIED OUT STRICTLY IN ACCORDANCE WITH IS STANDARDS (WHERE APPLICABLE) & BEST TRADE PRACTICES. ALL WORK MUST SATISFY THE REQUIREMENTS OF THE LOCAL AUTHORITIES.
 - WHITE WATER DESIGN STUDIO TO APPROVE ALL CONTRACTORS' SETTINGS OUT & ALL CO-ORDINATION SHOP DRAWINGS PRIOR TO ALL MANUFACTURERS, CONTRACTORS, INSTALLERS & SPECIALISTS TO BE RESPONSIBLE FOR ENSURING THAT ALL OF THEIR COMMENCEMENT OF INSTALLATION
 - WORKS FULLY COMPLY WITH THE REQUIREMENTS OF THE LOCAL AUTHORITIES & FIRE DEPARTMENT & THAT ALL SAFETY STANDARDS ARE MET THROUGHOUT.
 - ALL FIT-OUT CONTRACTORS & SPECIALISTS TO PREPARE FULL SHOP DRAWINGS WITH SPECIFIC REFERENCE TO SITE CONDITIONS FOR WHITE WATER DESIGN STUDIO APPROVAL PRIOR TO MANUFACTURE & INSTALLATION AS APPROPRIATE TO THEIR TASK.

KEY PLAN :

Logo for White Water Design Studio, Good for Construction. The logo features the text 'GOOD FOR CONSTRUCTION' in a circular arrangement around 'WHITE WATER DESIGN STUDIO' and 'WW'.

AMMENDMENTS :

S.NO.	REV.DATE	DESCRIPTION

DRAWING NO : 50

DRAWING TITLE :
RAILING DETAIL

LOCATION :
LEVEL F-WEST-HYDERABAD

DATE : 27-02-2024
SCALE : NTS
DRN. BY : PRATIKSHA
CHKD. BY : QAISAR

PROJECT :
PH- LEVEL F- WEST-HYDERABAD

CLIENT :
TRAVEL FOOD SERVICES

WHITE WATER DESIGN STUDIO R

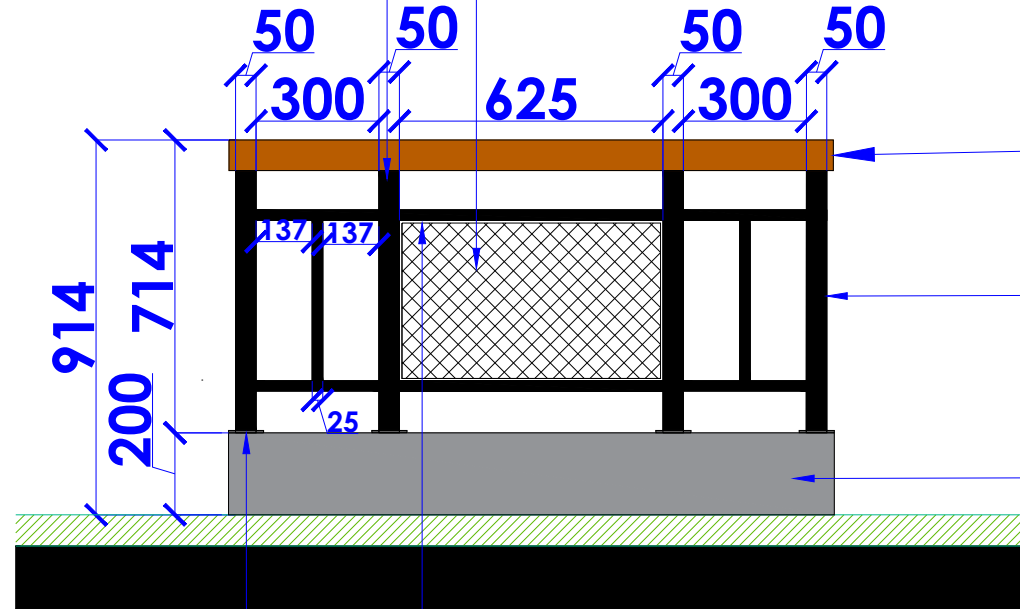
Logo for White Water Design Studio, featuring the letters 'WW' in a stylized font.

HEAD OFFICE:-
 Anchorage, off Govandi Station Rd
 Near Amarnath Patil Ground, Govandi-(E)
 Mumbai 400 088
 TEL: +91 22 6740 7640.
 Email: studio@whitewaterdesign.in

**50MM X 50MM MS
BOX/TUBE SECTION
PAINTED IN BLACK
POWDER COATED**

**4MM THK BLACK
POWDER COATED
MESH**

**100MM X 75MM
RAILING WITH
WOODEN HAND RAIL**



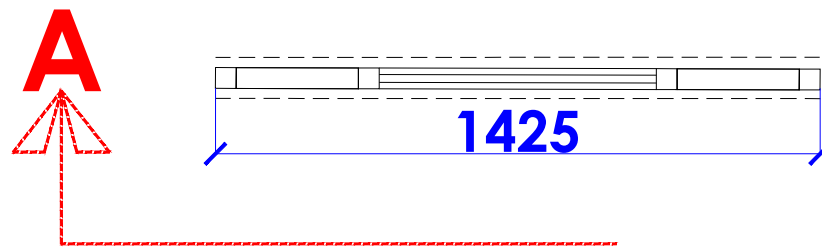
**38MM X 25MM MS
BOX/TUBE SECTION
PAINTED IN BLACK**

**200 MM HT. RAIL GUARD
TO BE FINISHED WITH SS
304 GRADE FROM
OUTSIDE**

**75MM X 5MM X 3MM MS
PLATE WELDED WITH
BOX SECTION AND
PAINTED IN BLACK**

**12MM X 3MM MS
FLAT SECTION
PAINTED IN
BLACK**

ELEVATION



PLAN

NOTES :

- THE COPYRIGHT OF THIS DRAWING REMAINS WITH WHITE WATER DESIGN STUDIO AND IT MAY NOT BE REPRODUCED IN ANY MANNER WITHOUT PRIOR WRITTEN CONSENT.
- FIGURED DIMENSIONS ARE TO BE USED IN PREFERENCE TO SCALED SIZES. ALL DIMENSIONS MUST BE CHECKED BEFORE COMMENCING WORK ON SITE.
 - THIS DRAWINGS TO BE READ IN CONJUNCTION WITH ALL OTHER RELEVANT DRAWINGS.
 - ALL PROPOSED WORKS TO BE CARRIED OUT IN ACCORDANCE WITH TECHNICAL SPECIFICATIONS AND SCHEDULES MENTIONED FOR INTERIOR WORKS.
 - READ THIS DRAWING IN CONJUNCTION WITH ALL CONSULTANTS' & SPECIALISTS' DRAWINGS, DETAILS, SCHEDULES & SPECIFICATIONS FOR :
i. SPRINKLER INSTALLATION
ii. AUTOMATIC FIRE DETECTION SYSTEMS
iii. AIR CONDITIONING SYSTEM & DISTRIBUTION (HVAC)
iv. EMERGENCY LIGHTING
v. PRIMARY WIRING DESIGN & DISTRIBUTION
 - ALL WORK IS TO BE CARRIED OUT STRICTLY IN ACCORDANCE WITH IS STANDARDS (WHERE APPLICABLE) & BEST TRADE PRACTICES. ALL WORK MUST SATISFY THE REQUIREMENTS OF THE LOCAL AUTHORITIES.
 - WHITE WATER DESIGN STUDIO TO APPROVE ALL CONTRACTORS' SETTINGS OUT & ALL CO-ORDINATION SHOP DRAWINGS PRIOR TO ALL MANUFACTURERS, CONTRACTORS, INSTALLERS & SPECIALISTS TO BE RESPONSIBLE FOR ENSURING THAT ALL OF THEIR COMMENCEMENT OF INSTALLATION
 - WORKS FULLY COMPLY WITH THE REQUIREMENTS OF THE LOCAL AUTHORITIES & FIRE DEPARTMENT & THAT ALL SAFETY STANDARDS ARE MET THROUGHOUT.
 - ALL FIT-OUT CONTRACTORS & SPECIALISTS TO PREPARE FULL SHOP DRAWINGS WITH SPECIFIC REFERENCE TO SITE CONDITIONS FOR WHITE WATER DESIGN STUDIO APPROVAL PRIOR TO MANUFACTURE & INSTALLATION AS APPROPRIATE TO THEIR TASK.

KEY PLAN :



AMMENDMENTS :

S.NO.	REV.DATE	DESCRIPTION

DRAWING NO :

51

DRAWING TITLE :

RAILING DETAIL

LOCATION :

LEVEL F-WEST-HYDERABAD

DATE : 27-02-2024
SCALE : NTS
DRN. BY : PRATIKSHA
CHKD. BY : QAISAR

PROJECT :

PH- LEVEL F- WEST-HYDERABAD

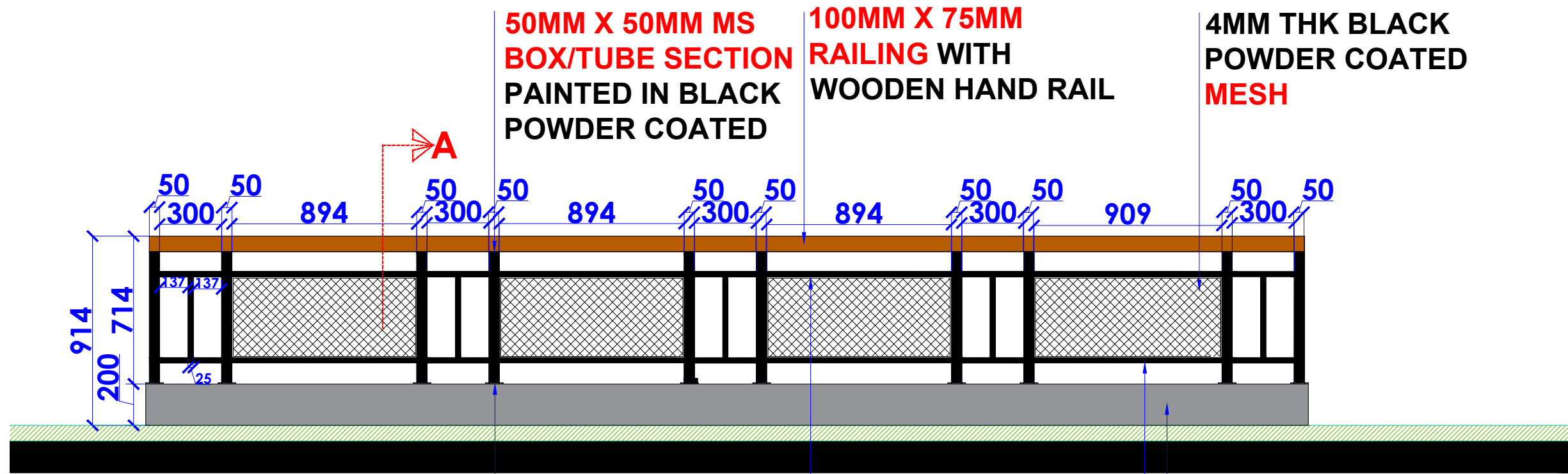
CLIENT :

TRAVEL FOOD SERVICES

**WHITE WATER
DESIGN STUDIO R**



HEAD OFFICE:-
Anchorage, off Govandi Station Rd
Near Amarnath Patil Ground, Govandi-(E)
Mumbai 400 088
TEL: +91 22 6740 7640.
Email: studio@whitewaterdesign.in



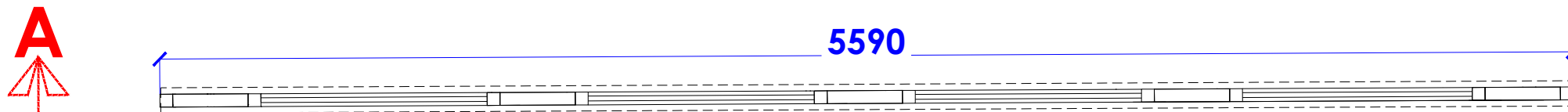
**75MM X 5MM X 3MM MS PLATE
WELDED WITH BOX SECTION
AND PAINTED IN BLACK**

**12MM X 3MM MS
FLAT SECTION
PAINTED IN BLACK**

**38MM X 25MM MS
BOX/TUBE SECTION
PAINTED IN BLACK**

**200 MM HT. RAIL GUARD TO
BE FINISHED WITH SS 304
GRADE FROM OUTSIDE**

ELEVATION



PLAN

NOTES :

- THE COPYRIGHT OF THIS DRAWING REMAINS WITH WHITE WATER DESIGN STUDIO AND IT MAY NOT BE REPRODUCED IN ANY MANNER WITHOUT PRIOR WRITTEN CONSENT.
- FIGURED DIMENSIONS ARE TO BE USED IN PREFERENCE TO SCALED SIZES. ALL DIMENSIONS MUST BE CHECKED BEFORE COMMENCING WORK ON SITE.
 - THIS DRAWINGS TO BE READ IN CONJUNCTION WITH ALL OTHER RELEVANT DRAWINGS.
 - ALL PROPOSED WORKS TO BE CARRIED OUT IN ACCORDANCE WITH TECHNICAL SPECIFICATIONS AND SCHEDULES MENTIONED FOR INTERIOR WORKS.
 - READ THIS DRAWING IN CONJUNCTION WITH ALL CONSULTANTS' & SPECIALISTS' DRAWINGS, DETAILS, SCHEDULES & SPECIFICATIONS FOR :
i. SPRINKLER INSTALLATION
ii. AUTOMATIC FIRE DETECTION SYSTEMS
iii. AIR CONDITIONING SYSTEM & DISTRIBUTION (HVAC)
iv. EMERGENCY LIGHTING
v. PRIMARY WIRING DESIGN & DISTRIBUTION
 - ALL WORK IS TO BE CARRIED OUT STRICTLY IN ACCORDANCE WITH IS STANDARDS (WHERE APPLICABLE) & BEST TRADE PRACTICES. ALL WORK MUST SATISFY THE REQUIREMENTS OF THE LOCAL AUTHORITIES.
 - WHITE WATER DESIGN STUDIO TO APPROVE ALL CONTRACTORS' SETTINGS OUT & ALL CO-ORDINATION SHOP DRAWINGS PRIOR TO ALL MANUFACTURERS, CONTRACTORS, INSTALLERS & SPECIALISTS TO BE RESPONSIBLE FOR ENSURING THAT ALL OF THEIR COMMENCEMENT OF INSTALLATION
 - WORKS FULLY COMPLY WITH THE REQUIREMENTS OF THE LOCAL AUTHORITIES & FIRE DEPARTMENT & THAT ALL SAFETY STANDARDS ARE MET THROUGHOUT.
 - ALL FIT-OUT CONTRACTORS & SPECIALISTS TO PREPARE FULL SHOP DRAWINGS WITH SPECIFIC REFERENCE TO SITE CONDITIONS FOR WHITE WATER DESIGN STUDIO APPROVAL PRIOR TO MANUFACTURE & INSTALLATION AS APPROPRIATE TO THEIR TASK.

KEY PLAN :



AMMENDMENTS :

S.NO.	REV.DATE	DESCRIPTION

DRAWING NO :

52

DRAWING TITLE :

RAILING DETAIL

LOCATION :

LEVEL F-WEST-HYDERABAD

DATE : 27-02-2024
SCALE : NTS
DRN. BY : PRATIKSHA
CHKD. BY : QAISAR

PROJECT :

PH- LEVEL F- WEST-HYDERABAD

CLIENT :

TRAVEL FOOD SERVICES

**WHITE WATER
DESIGN STUDIO R**

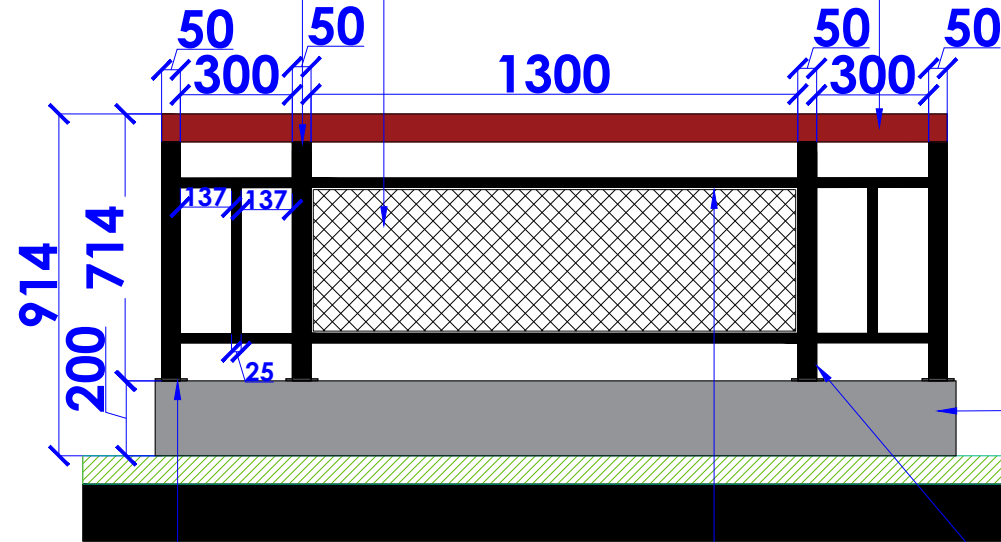


HEAD OFFICE:-
Anchorage, off Govandi Station Rd
Near Amarnath Patil Ground, Govandi-(E)
Mumbai 400 088
TEL: +91 22 6740 7640.
Email: studio@whitewaterdesign.in

**50MM X 50MM MS
BOX/TUBE SECTION
PAINTED IN BLACK
POWDER COATED**

**4MM THK BLACK
POWDER COATED
MESH**

**100MM X 75MM
RAILING WITH
WOODEN HAND RAIL**



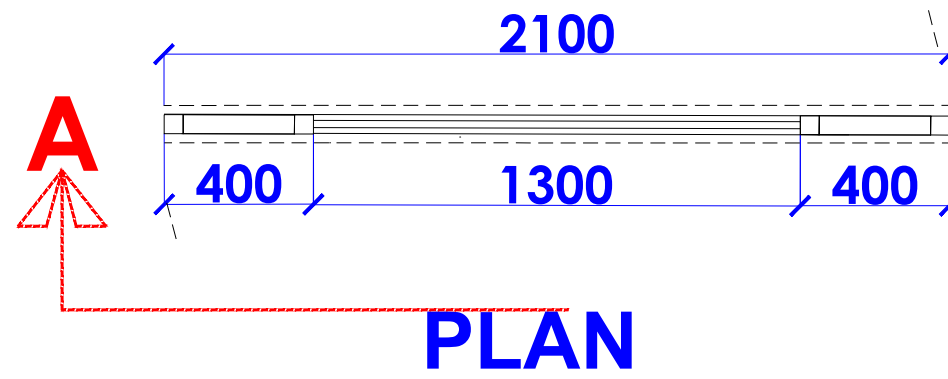
**200 MM HT. RAIL GUARD
TO BE FINISHED WITH SS
304 GRADE FROM
OUTSIDE**

**75MM X 5MM X 3MM MS
PLATE WELDED WITH
BOX SECTION AND
PAINTED IN BLACK**

**12MM X 3MM MS
FLAT SECTION
PAINTED IN BLACK**

**38MM X 25MM MS
BOX/TUBE SECTION
PAINTED IN BLACK**

ELEVATION



PLAN

NOTES :

- THE COPYRIGHT OF THIS DRAWING REMAINS WITH WHITE WATER DESIGN STUDIO AND IT MAY NOT BE REPRODUCED IN ANY WHICH MANNER WITHOUT PRIOR WRITTEN CONSENT.
- FIGURED DIMENSIONS ARE TO BE USED IN PREFERENCE TO SCALED SIZES. ALL DIMENSIONS MUST BE CHECKED BEFORE COMMENCING WORK ON SITE.
 - THIS DRAWINGS TO BE READ IN CONJUNCTION WITH ALL OTHER RELEVANT DRAWINGS.
 - ALL PROPOSED WORKS TO BE CARRIED OUT IN ACCORDANCE WITH TECHNICAL SPECIFICATIONS AND SCHEDULES MENTIONED FOR INTERIOR WORKS.
 - READ THIS DRAWING IN CONJUNCTION WITH ALL CONSULTANTS' & SPECIALISTS' DRAWINGS, DETAILS, SCHEDULES & SPECIFICATIONS FOR :
i. SPRINKLER INSTALLATION
ii. AUTOMATIC FIRE DETECTION SYSTEMS
iii. AIR CONDITIONING SYSTEM & DISTRIBUTION (HVAC)
iv. EMERGENCY LIGHTING
v. PRIMARY WIRING DESIGN & DISTRIBUTION
 - ALL WORK IS TO BE CARRIED OUT STRICTLY IN ACCORDANCE WITH IS STANDARDS (WHERE APPLICABLE) & BEST TRADE PRACTICES. ALL WORK MUST SATISFY THE REQUIREMENTS OF THE LOCAL AUTHORITIES.
 - WHITE WATER DESIGN STUDIO TO APPROVE ALL CONTRACTORS' SETTINGS OUT & ALL CO-ORDINATION SHOP DRAWINGS PRIOR TO ALL MANUFACTURERS, CONTRACTORS, INSTALLERS & SPECIALISTS TO BE RESPONSIBLE FOR ENSURING THAT ALL OF THEIR COMMENCEMENT OF INSTALLATION
 - WORKS FULLY COMPLY WITH THE REQUIREMENTS OF THE LOCAL AUTHORITIES & FIRE DEPARTMENT & THAT ALL SAFETY STANDARDS ARE MET THROUGHOUT.
 - ALL FIT-OUT CONTRACTORS & SPECIALISTS TO PREPARE FULL SHOP DRAWINGS WITH SPECIFIC REFERENCE TO SITE CONDITIONS FOR WHITE WATER DESIGN STUDIO APPROVAL PRIOR TO MANUFACTURE & INSTALLATION AS APPROPRIATE TO THEIR TASK.

KEY PLAN :



AMMENDMENTS :

S.NO.	REV. DATE	DESCRIPTION

DRAWING NO :

53

DRAWING TITLE :

RAILING DETAIL

LOCATION :

LEVEL F-WEST-HYDERABAD

DATE : 27-02-2024
SCALE : NTS
DRN. BY : PRATIKSHA
CHKD. BY : QAISAR

PROJECT :

PH- LEVEL F- WEST-HYDERABAD

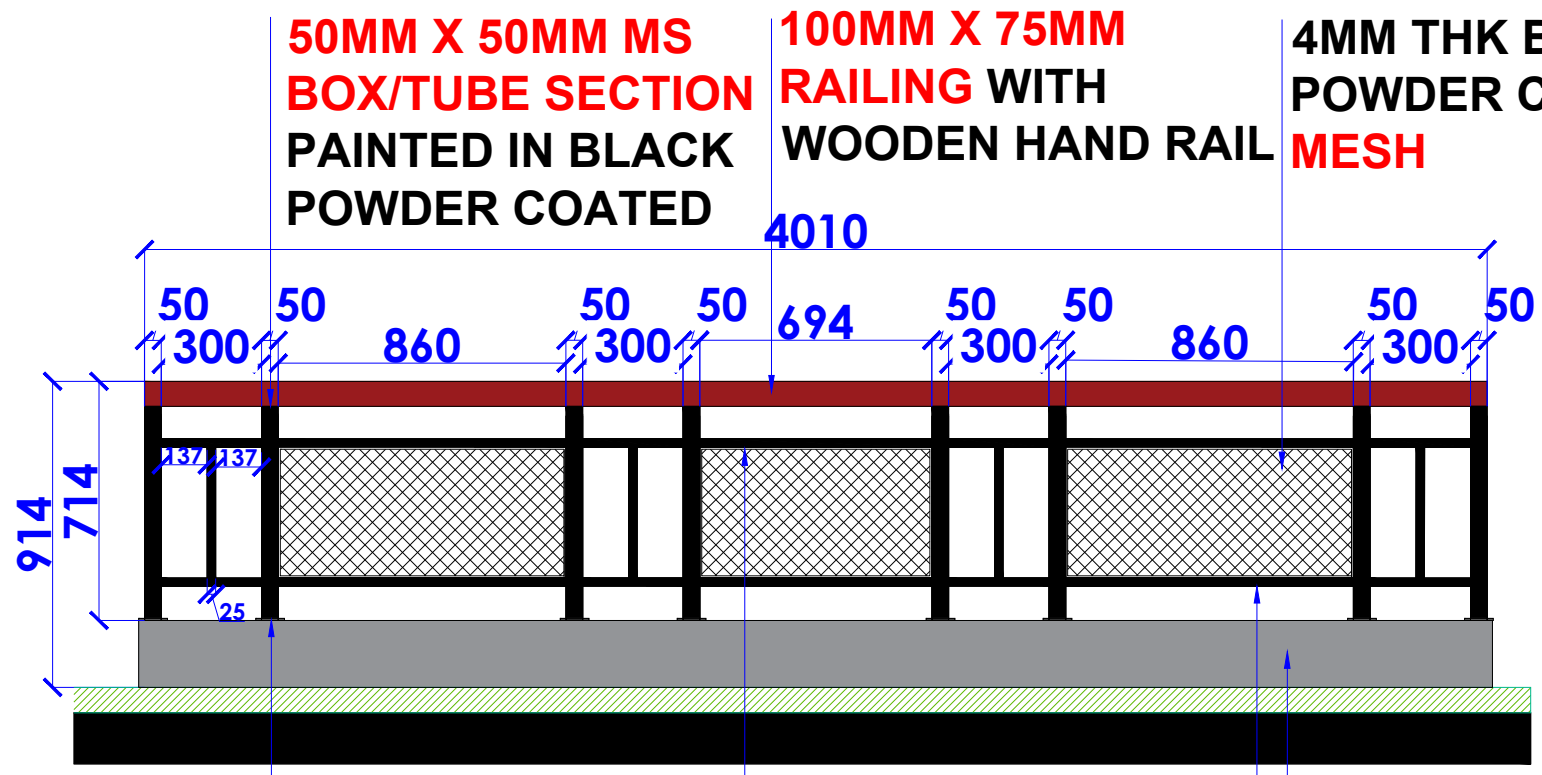
CLIENT :

TRAVEL FOOD SERVICES

**WHITE WATER
DESIGN STUDIO R**

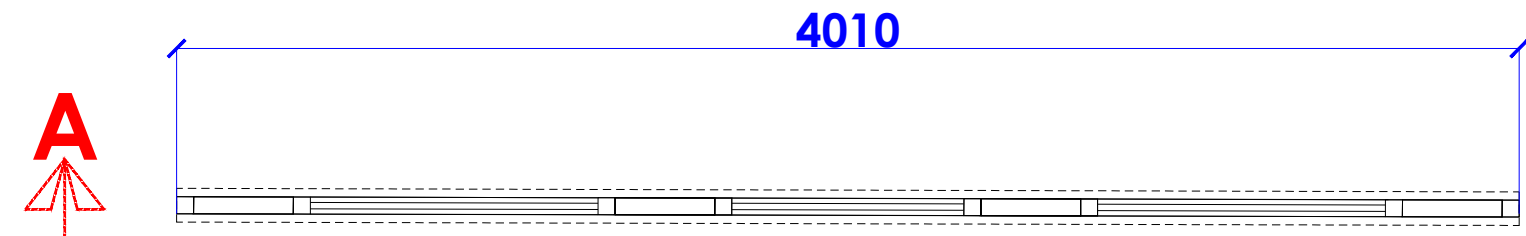


HEAD OFFICE:-
Anchorage, off Govandi Station Rd
Near Amarnath Patil Ground, Govandi-(E)
Mumbai 400 088
TEL: +91 22 6740 7640.
Email: studio@whitewaterdesign.in




50MM X 50MM MS BOX/TUBE SECTION PAINTED IN BLACK POWDER COATED
100MM X 75MM RAILING WITH WOODEN HAND RAIL
4MM THK BLACK POWDER COATED MESH
75MM X 5MM X 3MM MS PLATE WELDED WITH BOX SECTION AND PAINTED IN BLACK
12MM X 3MM MS FLAT SECTION PAINTED IN BLACK
38MM X 25MM MS BOX/TUBE SECTION PAINTED IN BLACK
200 MM HT. RAIL GUARD TO BE FINISHED WITH SS 304 GRADE FROM OUTSIDE

ELEVATION



PLAN

- NOTES :**
- THE COPYRIGHT OF THIS DRAWING REMAINS WITH WHITE WATER DESIGN STUDIO AND IT MAY NOT BE REPRODUCED IN ANY MANNER WITHOUT PRIOR WRITTEN CONSENT.
 - FIGURED DIMENSIONS ARE TO BE USED IN PREFERENCE TO SCALED SIZES. ALL DIMENSIONS MUST BE CHECKED BEFORE COMMENCING WORK ON SITE.
 - THIS DRAWINGS TO BE READ IN CONJUNCTION WITH ALL OTHER RELEVANT DRAWINGS.
 - ALL PROPOSED WORKS TO BE CARRIED OUT IN ACCORDANCE WITH TECHNICAL SPECIFICATIONS AND SCHEDULES MENTIONED FOR INTERIOR WORKS.
 - READ THIS DRAWING IN CONJUNCTION WITH ALL CONSULTANTS' & SPECIALISTS' DRAWINGS, DETAILS, SCHEDULES & SPECIFICATIONS FOR :
 i. SPRINKLER INSTALLATION
 ii. AUTOMATIC FIRE DETECTION SYSTEMS
 iii. AIR CONDITIONING SYSTEM & DISTRIBUTION (HVAC)
 iv. EMERGENCY LIGHTING
 v. PRIMARY WIRING DESIGN & DISTRIBUTION
 - ALL WORK IS TO BE CARRIED OUT STRICTLY IN ACCORDANCE WITH IS STANDARDS (WHERE APPLICABLE) & BEST TRADE PRACTICES. ALL WORK MUST SATISFY THE REQUIREMENTS OF THE LOCAL AUTHORITIES.
 - WHITE WATER DESIGN STUDIO TO APPROVE ALL CONTRACTORS' SETTINGS OUT & ALL CO-ORDINATION SHOP DRAWINGS PRIOR TO ALL MANUFACTURERS, CONTRACTORS, INSTALLERS & SPECIALISTS TO BE RESPONSIBLE FOR ENSURING THAT ALL OF THEIR COMMENCEMENT OF INSTALLATION
 - WORKS FULLY COMPLY WITH THE REQUIREMENTS OF THE LOCAL AUTHORITIES & FIRE DEPARTMENT & THAT ALL SAFETY STANDARDS ARE MET THROUGHOUT.
 - ALL FIT-OUT CONTRACTORS & SPECIALISTS TO PREPARE FULL SHOP DRAWINGS WITH SPECIFIC REFERENCE TO SITE CONDITIONS FOR WHITE WATER DESIGN STUDIO APPROVAL PRIOR TO MANUFACTURE & INSTALLATION AS APPROPRIATE TO THEIR TASK.



AMMENDMENTS :

S.NO.	REV.DATE	DESCRIPTION

DRAWING NO : 54

DRAWING TITLE :
RAILING DETAIL

LOCATION :
LEVEL F-WEST-HYDERABAD


DATE : 27-02-2024
SCALE : NTS
DRN. BY : PRATIKSHA
CHKD. BY : QAISAR

PROJECT :
PH- LEVEL F- WEST-HYDERABAD

CLIENT :
TRAVEL FOOD SERVICES



HEAD OFFICE:-
 Anchorage, off Govandi Station Rd
 Near Amarnath Patil Ground, Govandi-(E)
 Mumbai 400 088
 TEL: +91 22 6740 7640.
 Email: studio@whitewaterdesign.in



**ALUMINIUM
LOUVERED
SHUTTER FINISHED
WITH GREY
POWDER COAT**

**ALUMINIUM LOUVERED
SHUTTER DETAIL FOR
SERVICE SHAFT**



REFERENCE IMAGE

NOTES :

- THE COPYRIGHT OF THIS DRAWING REMAINS WITH WHITE WATER DESIGN STUDIO AND IT MAY NOT BE REPRODUCED IN ANY WHICH MANNER WITHOUT PRIOR WRITTEN CONSENT.
- FIGURED DIMENSIONS ARE TO BE USED IN PREFERENCES TO SCALED SIZES. ALL DIMENSIONS MUST BE CHECKED BEFORE COMMENCING WORK ON SITE.
 - THIS DRAWINGS TO BE READ IN CONJUNCTION WITH ALL OTHER RELEVANT DRAWINGS.
 - ALL PROPOSED WORKS TO BE CARRIED OUT IN ACCORDANCE WITH TECHNICAL SPECIFICATIONS AND SCHEDULES MENTIONED FOR INTERIOR WORKS.
 - READ THIS DRAWING IN CONJUNCTION WITH ALL CONSULTANTS' & SPECIALISTS' DRAWINGS, DETAILS, SCHEDULES & SPECIFICATIONS FOR :
i. SPRINKLER INSTALLATION
ii. AUTOMATIC FIRE DETECTION SYSTEMS
iii. AIR CONDITIONING SYSTEM & DISTRIBUTION (HVAC)
iv. EMERGENCY LIGHTING
v. PRIMARY WIRING DESIGN & DISTRIBUTION
 - ALL WORK IS TO BE CARRIED OUT STRICTLY IN ACCORDANCE WITH IS STANDARDS (WHERE APPLICABLE) & BEST TRADE PRACTICES. ALL WORK MUST SATISFY THE REQUIREMENTS OF THE LOCAL AUTHORITIES.
 - WHITE WATER DESIGN STUDIO TO APPROVE ALL CONTRACTORS' SETTINGS OUT & ALL CO-ORDINATION SHOP DRAWINGS PRIOR TO ALL MANUFACTURERS, CONTRACTORS, INSTALLERS & SPECIALISTS TO BE RESPONSIBLE FOR ENSURING THAT ALL OF THEIR COMMENCEMENT OF INSTALLATION
 - WORKS FULLY COMPLY WITH THE REQUIREMENTS OF THE LOCAL AUTHORITIES & FIRE DEPARTMENT & THAT ALL SAFETY STANDARDS ARE MET THROUGHOUT.
 - ALL FIT-OUT CONTRACTORS & SPECIALISTS TO PREPARE FULL SHOP DRAWINGS WITH SPECIFIC REFERENCE TO SITE CONDITIONS FOR WHITE WATER DESIGN STUDIO APPROVAL PRIOR TO MANUFACTURE & INSTALLATION AS APPROPRIATE TO THEIR TASK.

KEY PLAN :



AMMENDMENTS :

S.NO.	REV.DATE	DESCRIPTION

DRAWING NO :

55

DRAWING TITLE :

**ALUMINIUM LOUVERED
SHUTTER DETAIL FOR
SERVICE SHAFT**

LOCATION :

LEVEL F-WEST-HYDERABAD

DATE : 27-02-2024

SCALE : NTS

DRN. BY : PRATIKSHA

CHKD. BY : QAISAR

PROJECT :

PH- LEVEL F- WEST-HYDERABAD

CLIENT :

TRAVEL FOOD SERVICES

**WHITE WATER
DESIGN STUDIO R**



HEAD OFFICE:-
Anchorage, off Govandi Station Rd
Near Amarnath Patil Ground, Govandi-(E)
Mumbai 400 088
TEL: +91 22 6740 7640.
Email: studio@whitewaterdesign.in