


GENERAL NOTES
 1. CONTRACTOR TO CHECK AND VERIFY ALL DIMENSIONS BEFORE EXECUTION OF WORK.
 2. DO NOT SCALE THE DRAWINGS.
 3. WRITTEN DIMENSIONS TO BE FOLLOWED.
 4. CONTRACTOR TO MARK LINEOUT ALL THE DOORS, WINDOW OPENINGS, DOORS & THEIR HEIGHTS ON SITE FOR ARCHITECT TO CHECK.
 5. CONTRACTOR TO INFORM ARCHITECT OF ANY DISCREPANCIES IN SITE MEASUREMENTS.
 6. ALL DIMENSIONS ARE FINISHED DIMENSIONS AND ARE TO BE CONSIDERED SO.
 7. ALL BRICK WORK IS SHOWN HATCHED.

REVISIONS

REV. NO.	DATE	DESCRIPTION	PRINTS ISSUED DATE
01	18.11.2024	FOR APPROVAL	

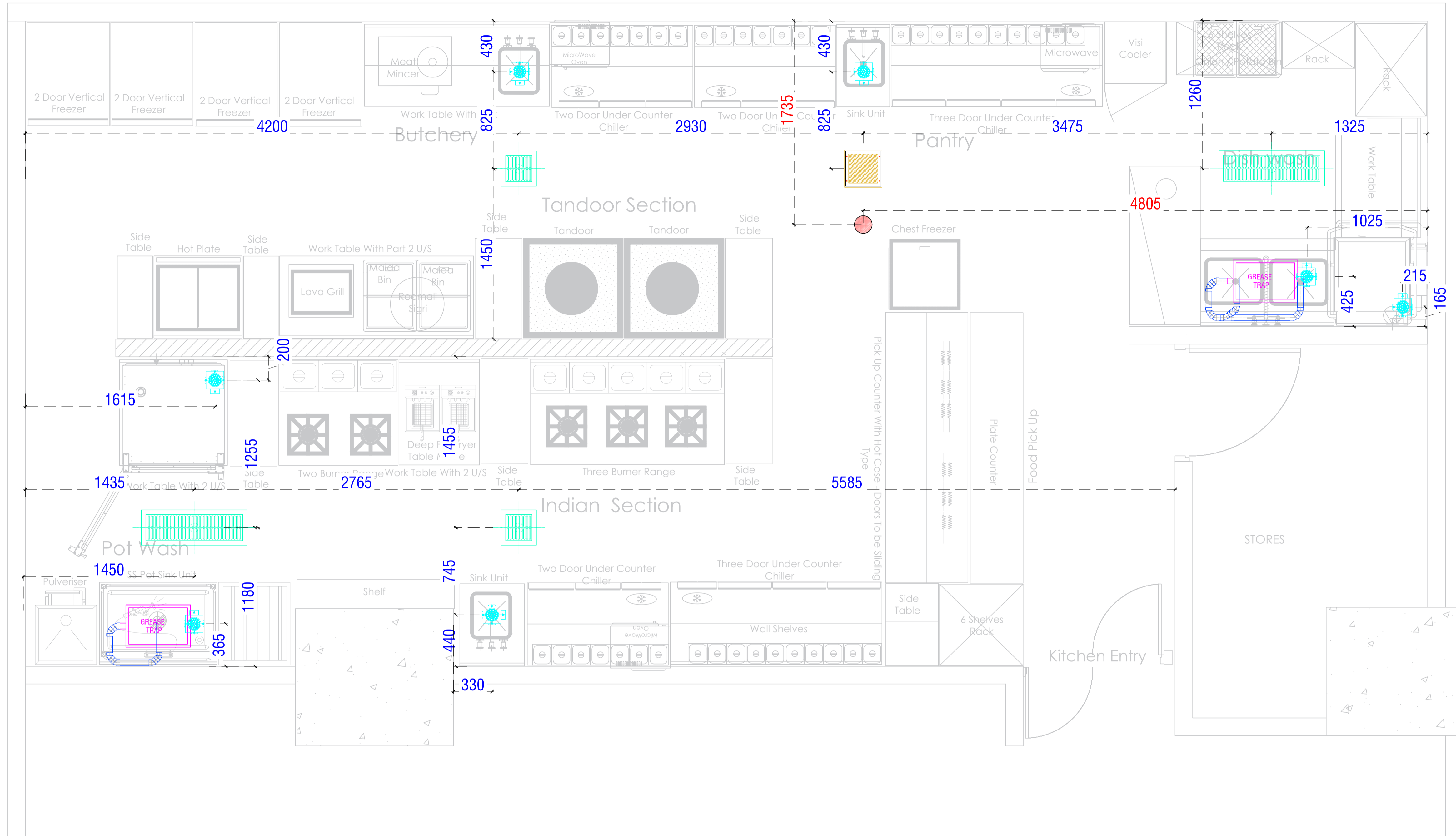


CONTRACTOR







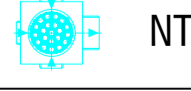


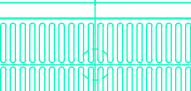
DRG. NAME:			
DATE:	18.11.2024	SCALE:	NTS
DRAWN BY:	GOPAL	JOB NO.:	
APPROVED BY:	ASHWIN	REV. NO.:	00

NOTE
This drawing is the property of Shine Consultats & Engineers and is not to be reproduced or copied in whole or in part. It is to be used for the project and site specifically identified herein and is not to be used on any other project. It is to be returned upon request.



- Plumbing Notes:-**
- GI pipes to be used for water supply. CPVC pipes are strictly prohibited.
 - Drain pipe only CI pipes to be used (as per IS 3989).
 - Embedding of the plumbing pipes is not permitted in the inter-tenancy walls and floor/ ceiling
 - If required, separate wall lining/ floor filling to be made. All inner lining surfaces should be treated with PU based waterproofing.
 - RO and tank (not exceeding 500 ltrs. capacity) to be done within the lessee's premises, which should be stamped and signed by the structural engineer (this also holds true for a ceiling platform).
 - Geyser to be double clamped with metal strip.
 - Water connection to be taken from the tap-off that has been provided inside the premises.
 - To check the feasibility of the drain connection as per the existing site conditions.
 - Use of CI Hub less pipes are strongly recommended for faster installation and ease of maintenance (for F&B areas).
 - Clean-outs are to be provided at every bend.
 - Grease traps are mandatory for all waste discharged into the building's kitchen drainage tap-off/system.
 - It is mandatory that every sink should have an individual garbage crusher.
 - At the end intersection there should be a 'P-trap' before connecting into the building's kitchen drainage tap-off/ system.
 - Grease trap to be located/ planned away from electrical points and fuel piping.

DRAINAGE LEGEND

SYMBOL	DESCRIPTION	Nos.
	50Ø-CI PIPE	
	100Ø-CI PIPE	
	75Ø-CI PIPE	
	100Ø-CI PIPE	
	CI-75mm NAHANI TRAP	07
	300 X 300mm - SS COVER FOR CHAMBER	01
	300X300 CHAMBER WITH GRATING	02
	900X300 CHAMBER WITH GRATING	02