



| LIST OF DRAWINGS | | |
|------------------|---|-----------|
| # | DESCRIPTION | DWG.No |
| 1 | COVER SHEET | 02GA-001 |
| 2 | GENERAL NOTES & APPROVED VISUALS-PART:A | 02GA-002A |
| 3 | APPROVED VISUALS-PART:B | 02GA-002B |
| 4 | FINISHES SCHEDULE | 02GA-003 |
| 5 | ZONING PLAN | 02GA-004 |
| PLANS | | |
| 6 | GENERAL ARRANGEMENT PLAN | 02GA-100 |
| 7 | PARTITION LAYOUT | 02GA-101A |
| 8 | PARTITION FINISHES | 02GA-101B |
| 9 | DOOR DETAIL | 02GA-101C |
| 10 | FLOORING LAYOUT (TBC) | 02GA-102 |
| 11 | CEILING LAYOUT | 02GA-103A |
| 12 | LIGHTING LAYOUT | 02GA-103B |
| 13 | CEILING SECTIONAL DETAIL | 02GA-103C |
| 14 | CEILING DETAIL-PART:A | 02GA-103D |
| 15 | CEILING DETAIL-PART:B | 02GA-103E |
| 16 | EQUIPMENT LAYOUT (BRAJ KI GALLIYAN) | 02GA-104A |
| 17 | EQUIPMENT LAYOUT (IDLI.COM) | 02GA-104B |
| 18 | EQUIPMENT LAYOUT (DOMINO'S) (TBC) | 02GA-104C |

| 19 | FURNITURE LAYOUT | 02GA-105 |
|-----------------|--|-----------|
| 20 | SIGNAGE & FRAMED POSTER LAYOUT & DETAIL:PART-A | 02GA-106A |
| 21 | SIGNAGE & FRAMED POSTER LAYOUT & DETAIL:PART-B | 02GA-106B |
| 22 | SIGNAGE SCHEDULE | 02GA-106C |
| 23 | JOINERY LAYOUT & SETTING OUT | 02GA-107 |
| ELEVATIONS | | |
| 24 | ELEVATION-01 | 03IL-300 |
| 25 | ELEVATION-02 | 03IL-301 |
| 26 | SECTION-01 | 03IL-302 |
| 27 | SECTION-02 | 03IL-303 |
| 28 | SECTION-03 | 03IL-304 |
| 29 | SECTION-04 | 03IL-305 |
| 30 | SECTION-05 | 03IL-306 |
| 31 | SECTION-06 | 03IL-307 |
| DETAIL DRAWINGS | | |
| 32 | J01-FRONT COUNTER-01 DETAIL- PART:A | 04DE-400A |
| 33 | J01-FRONT COUNTER-01 DETAIL- PART:B | 04DE-400B |
| 34 | J01-FRONT COUNTER-01 DETAIL- PART:C | 04DE-400C |
| 35 | J02-REAR COUNTER-01 DETAIL | 04DE-401 |
| 36 | J03-SERVERY BULKHEAD-01 DETAIL | 04DE-402 |
| 37 | J04-WALL MOUNT SHELF DETAIL-PART:A | 04DE-403A |

| | | |
|----|--|-----------|
| 38 | J04-WALL MOUNT SHELF DETAIL-PART:B | 04DE-403B |
| 39 | J04-WALL MOUNT SHELF DETAIL-PART:C | 04DE-403C |
| 40 | J05-FRONT COUNTER-02 DETAIL-PART:A | 04DE-404A |
| 41 | J05-FRONT COUNTER-02 DETAIL-PART:B | 04DE-404B |
| 42 | J06-REAR COUNTER-02 DETAIL | 04DE-405 |
| 43 | J07-SERVERY BULKHEAD-02 DETAIL | 04DE-406 |
| 44 | J08-BULKHEAD WITH DIVIDER DETAIL-PART:A | 04DE-407A |
| 45 | J08-BULKHEAD WITH DIVIDER DETAIL-PART:B | 04DE-407B |
| 46 | J09-FRONT COUNTER-03 DETAIL-PART:A (TBC) | 04DE-408 |
| 47 | J10-SERVERY BULKHEAD-03 DETAIL | 04DE-409 |
| 48 | J11-FAÇADE BULKHEAD 01,02 & 03 DETAIL | 04DE-410 |
| 49 | J12-LEANER TABLE DETAIL-PART:A | 04DE-411A |
| 50 | J12-LEANER TABLE DETAIL-PART:B | 04DE-411B |
| 51 | J13-ORDER STATION DETAIL | 04DE-412 |
| 52 | J14-DIVIDER 01,02 & 03 DETAIL-PART:A | 04DE-413A |
| 53 | J14-DIVIDER 01,02 & 03 DETAIL-PART:B | 04DE-413B |
| 54 | J15- GREEN WALL DETAIL-PART:A | 04DE-414A |
| 55 | J15- GREEN WALL DETAIL-PART:B | 04DE-414B |
| 56 | J16-BOX DETAIL | 04DE-415 |

T01 14.11.24 ISSUED FOR TENDER HOD NM
 REV DATE DESCRIPTION DRN CHK



PROJECT
 F03-07 DOMINOES, B.GALIYAN, IDLY
 NOIDA INTERNATIONAL
 AIRPORT LIMITED

DRAWING TITLE
 COVER SHEET

SCALE NTS DATE 14.11.2024 DRAWN HOD A3 SHEET

STATUS
 TENDER
 ORG PROJECT NO DRAWING TYPE NUMBER REV
 TFS 2435 02GA 001 T01

GENERAL NOTES

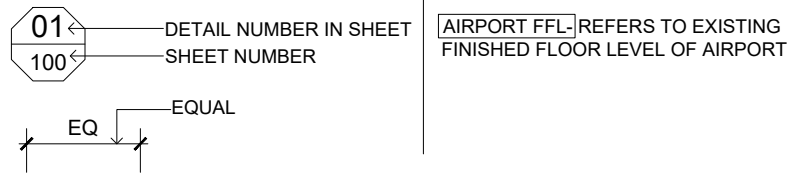
ALL DIMENSIONS ARE IN MM UNLESS OTHERWISE MENTIONED.
DO NOT SCALE THE DRAWING.
FOLLOW WRITTEN DIMENSIONS ONLY. IN CASE OF ANY DISCREPANCY IN DIMENSIONS/DETAILS AT SITE, PLEASE REFER IT BACK TO THE ARCHITECT.

THE MAIN CONTRACTOR IS EXPECTED TO COORDINATE THE DESIGNS/SITE EXECUTION WITH THE DESIGNS/DETAILS/WORKS OF THE SUB-CONTRACTOR/ VENDOR (E.G. PLUMBING CONTRACTOR). IN CASE OF ANY DISCREPANCY IN DIMENSIONS/DETAILS AT SITE, PLEASE REFER IT BACK TO THE ARCHITECT.

THE DRAWINGS/ DETAILS PROVIDED ARE MEANT TO CLARIFY DESIGN APPEARANCE ONLY. THE CONTRACTOR IS EXPECTED TO DEVELOP THEIR OWN DETAILS TO ENSURE STRUCTURAL STABILITY/ FUNCTIONING OF THE DETAIL IN LINE WITH THE DESIGN INTENT GIVEN.

ALL SHOP DRAWINGS, MAKE/MATERIAL, FIXTURES TO BE PRESENTED TO ARCHITECT FOR REVIEW AND VALIDATION.
ALL TAP-OFF POINTS (E.G. FOR POWER, WATER, DRAINAGE ETC.) TO BE VALIDATED AT SITE PRIOR TO COMMENCEMENT OF WORK.

SYMBOLS & ABBREVIATIONS

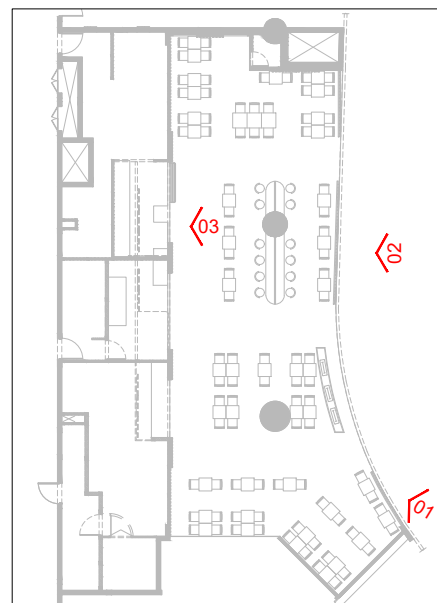


GENERAL NOTES:

- DO NOT SCALE DRAWING.
- ALL WORK TO BE CARRIED OUT IN ACCORDANCE WITH NEW ZEALAND BUILDING CODE (NZBC), IN ACCORDANCE WITH APPLICABLE NZ STANDARDS OR SPECIFIED VERIFICATION METHODS, BY QUALIFIED TRADES PEOPLE TO THE BEST COMMERCIAL TRADE STANDARDS.
- THIS DRAWING IS COPYRIGHT TO SSP GROUP .DO NOT COPY DRAWING WITHOUT PRIOR CONSENT.

NOTES:

1. MAIN CONTRACTOR TO CONFIRM ALL DIMENSIONS ON SITE PRIOR TO COMMENCING WORKS.
2. ALL DRAWINGS ARE TO BE READ IN CONJUNCTION WITH ARCHITECTURAL SPECIFICATION, STRUCTURAL, FIRE AND MECHANICAL ENGINEER'S SUMMARY, DRAWINGS AND SPECIFICATIONS.
3. MAIN CONTRACTOR TO CO-ORDINATE ALL SUB-TRADES.
4. JOINER TO LIAISE WITH ELECTRICAL AND PLUMBING CONTRACTORS FOR INSTALLATIONS OF SERVICES.
5. CONTRACTOR TO VERIFY AND SATISFY HIMSELF THAT ALL MATERIALS, FINISHES, DESIGNS ETC. SATISFY ALL STATUTORY / REGULATORY CODES AS APPLICABLE PRIOR TO EXECUTION.



KEY PLAN



VIEW-01



VIEW-02



VIEW-03

| | | | |
|-----|----------|-------------------|---------|
| T01 | 14.11.24 | ISSUED FOR TENDER | HOD NM |
| REV | DATE | DESCRIPTION | DRN CHK |



PROJECT
F03-07 DOMINOES, B.GALIYAN, IDLY
NOIDA INTERNATIONAL
AIRPORT LIMITED

DRAWING TITLE
GENERAL NOTES & APPROVED
VISUALS-PART:A

SCALE: NTS DATE: 14.11.2024 DRAWN: HOD A3 SHEET

STATUS
TENDER

ORG PROJECT NO DRAWING TYPE NUMBER REV
TFS 2435 02GA 002A T01



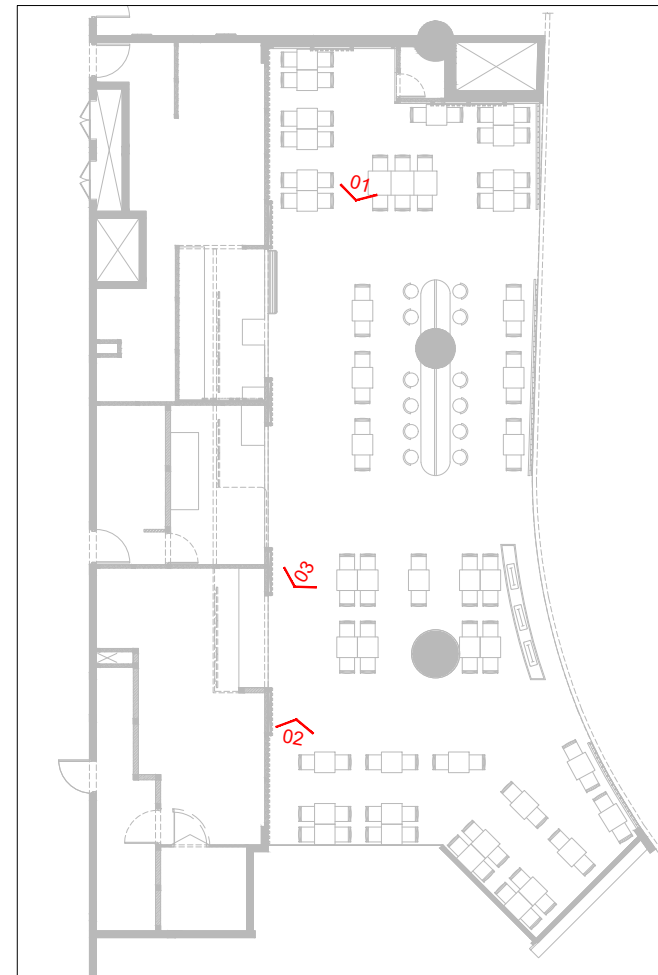
VIEW-04



VIEW-05



VIEW-06



KEY PLAN

| REV DATE | DESCRIPTION | HOD NM | DRN CHK |
|--------------|-------------------|--------|---------|
| T01 14.11.24 | ISSUED FOR TENDER | | |



PROJECT
**F03-07 DOMINOES, B.GALIYAN, IDLY
 NOIDA INTERNATIONAL
 AIRPORT LIMITED**


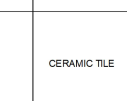
















DRAWING TITLE
APPROVED VISUALS-PART:B


SCALE NTS DATE 14.11.2024 DRAWN HOD A3 SHEET

STATUS

TENDER

| ORG | PROJECT NO | DRAWING TYPE | NUMBER | REV |
|-----|------------|--------------|--------|-----|
| TFS | 2435 | 02GA | 002B | T01 |

| FINISHES SCHEDULE | | | | | | | | |
|--------------------|------|---|----------------|---|--------------|--|---|---|
| # | CODE | SURFACE | FINISH TYPE | DESCRIPTION/DETAIL | FINISH | REFERENCE/BRAND | WEBLINK | IMAGE |
| WOOD | | | | | | | | |
| 1 | WD1 | COUNTER TOP (IDU) | VENEER | HIGH GLOSS JAMAICAN WALNUT VENEER SHEET NOTE: VENEER BOARD CUT OFF TO BE COORDINATE WITH DRAWINGS . | GLOSS | BRAND:ART LAM SUPPLIER:AMBITION MICA SERIES:HIGH GLOSS VENEER CODE:HG051 | https://www.ambitionmica.com/ |  |
| WALL TILE | | | | | | | | |
| 2 | W1 | SERVERY BULKHEAD-01 (BRAJ KI GALLIYAN) | STONE | 300X300X10MM THK MAC GREEN RUSTIC SLATE STONE NOTE: JOINTS BETWEEN THE PANELS TO BE LAP JOINT | MATT | SUPPLIER:ARVICON SERIES:MAC GREEN RUSTIC SLATE /EQUIVALENT | https://arvicon.com/india/mac-green-rustic-slate-2/ |  |
| 3 | W2 | REAR WALL (BRAJ KI GALLIYAN) | PVC TILE | 58X58X5X10MM THK COPPER COLOR TRADITIONAL PATTERN WALL TILE | MATT | SUPPLIER:NOVA DECORATIVE SERIES:N128-ANTIQUE /EQUIVALENT | https://novadecorative.com/products/ceiling-tiles/n128-antique-ceiling-tiles/ |  |
| 4 | W3 | BOH | CERAMIC TILE | 330X330MM THK WHITE CERAMIC WALL TILE WITH GREY COLOR GROUT | GLOSS | BRAND:RAK CERAMICS SERIES:WHITE COLLECTION COLOR:WHITE /EQUIVALENT | https://www.rakceramics.com/en/tiles-floors-coverings/collections/white-collection/ |  |
| 5 | W4 | COUNTER FASCIA (IDU) | CEMENT TILE | 200X200MM GREEN PATTERN MOROCCO TILE | MATT | BRAND:OSAANI SERIES:MOROCCO TILES PATTERN:MC-151 COLOR:CUSTOMISED AS PEER DESIGN /EQUIVALENT | https://www.osaani.com/catalogs |  |
| 6 | W5 | REAR WALL (IDU) | VITRIFIED TILE | 200X1200X9MM THK GREEN SHADE WOODEN PLANK TILE | MATT | BRAND:MY TILES SERIES:WOODEN TILE CODE:4296 COLOR:GRAY /EQUIVALENT | https://mytiles.com/product/vitrified-wooden-plank-tile-code24280-200x1200mm-matt |  |
| 7 | W6 | WALL (DOMINOS) | CERAMIC TILE | 100X100X6MM THK RED SUBWAY TILE | GLOSS | BRAND:MY TILES SERIES:CERAMIC SUBWAY CODE:1199 COLOR:RED /EQUIVALENT | https://mytiles.com/product/ceramic-subway-wall-tile-code1199-100x300mm-gloss/ |  |
| 8 | W7 | WALL (DOMINOS) | CERAMIC TILE | 300X600MM CREAM COLOR WALL TILE | SATIN | BRAND:SIMPOLO SERIES:WALL TILES CODE:302 COLOR:FLORA SKID /EQUIVALENT | https://www.simpolo.net/product-detail/wall-tiles-300x600mm-gloss-series-102_gal-decor-2_302_floreskid-302 |  |
| LAMINATE | | | | | | | | |
| 9 | L1 | LEANER TABLE, GREEN WALL, ORDER STATION | HPL | GREENLAM REFRESH OAK LAMINATE WITH 1.2MM THK MATCHING EDGE CLASHING | SUEDE | BRAND:GREENLAM PRODUCT:REFRESH OAK CODE:5427 | https://www.greenlam.co.in/refresh-oak-31183 |  |
| 10 | L2 | COUNTER TOP (BRAJ KI GALLIYAN) | HPL | STYLAM ONTARIO WALNUT LAMINATE WITH 1.2MM THK MATCHING EDGE CLASHING | MATT | BRAND:STYLAM PRODUCT:ONTARIO WALNUT CODE:2157 | https://stylam.com/product/ontario-walnut/ |  |
| 11 | L3 | FRONT & REAR COUNTER INTERIORS | HPL | GREENLAM ASH GREY LAMINATE WITH 1.2MM THK MATCHING EDGE CLASHING | SUEDE | BRAND:GREENLAM PRODUCT:ASH GREY CODE:266 | https://www.greenlam.co.in/ash-grey |  |
| COUNTER TOP | | | | | | | | |
| 12 | CT1 | COUNTER TOP (IDU) | GRANITE | TAN BROWN GRANITE STONE COUNTER TOP NOTE: SQUARE FORM EDGE PROFILE | POLISHED | SUPPLIER:GRAAVAA SERIES:SMALL SIZE GRANITE COLOR:TAN BROWN /EQUIVALENT | https://graavaa.com/collections/granite-small-size-granite/ |  |
| 13 | CT2 | COUNTER TOP (DOMINOS) | SOLID SURFACE | 25MM THK CORIAN DUPONT LINEN SOLID SURFACE TOP NOTE: SQUARE FORM EDGE PROFILE | MATT | BRAND:CORIAN SERIES:DUPONT PRODUCT:LINEN /EQUIVALENT | https://www.corian.com/ |  |
| 14 | CT3 | REAR COUNTER TOP (IDU & BRAJ KI GALLIYAN) | SOLID SURFACE | 25MM THK CORIAN DUPONT DEEP TITANIUM SOLID SURFACE TOP NOTE: SQUARE FORM EDGE PROFILE | MATT | BRAND:CORIAN SERIES:DUPONT PRODUCT:DEEP TITANIUM /EQUIVALENT | https://www.corian.com/ |  |
| GLASS | | | | | | | | |
| 15 | GL1 | DIVIDER (SEATING AREA) | DÉCOR GLASS | 6MM THK SAINT GOBAIN INDUSTRIAL TREND WIRED 1/2 SEMI TRANSLUCENT GLASS | SMOOTH | BRAND:SAINT GOBAIN PRODUCT:INDUSTRIAL TREND WIRED 1/2 /EQUIVALENT | https://www.saint-gobain-glass.com/DECORGLASS#product-description |  |
| 16 | GL2 | DIVIDER (IDU) | GLASS | 12MM THK SAINT GOBAIN CLEAR GLASS | NEUTRAL | BRAND:SAINT GOBAIN PRODUCT:CLEAR GLASS /EQUIVALENT | https://in.saint-gobain-glass.com/product/sagglama |  |
| PAINT | | | | | | | | |
| 17 | P1 | COUNTER FRONT (BRAJ KI GALLIYAN) | 2 POT LACQUER | AMULET GREEN COLOR 2 POT LACQUER PAINT COLOR TO BE MATCH WITH HEX: #7FA87F | 60% GLOSS | DULUX PAINT /EQUIVALENT | https://www.dulux.in/en/products/sadolin-nc-clear-gloss?size=500ML |  |
| 18 | P2 | WALL, WALL MOUNT SHELF (BRAJ KI GALLIYAN) | PAINT | OYSTER WHITE COLOR PAINT COLOR TO BE MATCH WITH RAL:1013 | SMOOTH SHEEN | DULUX PAINT /EQUIVALENT | https://www.dulux.in/en/products/velvet-touch-pearl-glo?size=1Litre |  |

| | | | | | | | | |
|--------------------|-----|---|-----------------|--|--------------|---|---|---|
| 19 | P3 | FAÇADE BULKHEAD-01,02 & 03, DIVIDER (IDU) | 2 POT LACQUER | WHITE COLOR 2 POT LACQUER PAINT COLOR TO BE MATCH WITH RAL:9010 | 60% GLOSS | DULUX PAINT /EQUIVALENT | https://www.dulux.in/en/products/sadolin-nc-clear-gloss?size=500ML |  |
| 20 | P4 | BULKHEAD, WALL (IDU) | 2 POT LACQUER | YELLOW COLOR 2 POT LACQUER PAINT COLOR TO BE MATCH WITH RAL:1021 | 60% GLOSS | DULUX PAINT /EQUIVALENT | https://www.dulux.in/en/products/sadolin-nc-clear-gloss?size=500ML |  |
| 21 | P5 | METAL PROFILES (BULKHEAD WITH DIVIDER - IDU) | 2 POT LACQUER | GREEN COLOR 2 POT LACQUER PAINT COLOR TO BE MATCH WITH RAL:6037 | 60% GLOSS | DULUX PAINT /EQUIVALENT | https://www.dulux.in/en/products/sadolin-nc-clear-gloss?size=500ML |  |
| 22 | P6 | SERVERY BULKHEAD-02 (IDU) | 2 POT LACQUER | LUMINOUS YELLOW COLOR 2 POT LACQUER PAINT COLOR TO BE MATCH WITH RAL:6037 | 60% GLOSS | DULUX PAINT /EQUIVALENT | https://www.dulux.in/en/products/sadolin-nc-clear-gloss?size=500ML |  |
| 23 | P7 | SERVERY BULKHEAD-03 (DOMINOS), GREEN WALL | 2 POT LACQUER | MOUSE GREY COLOR 2 POT LACQUER PAINT COLOR TO BE MATCH WITH RAL:7005 | 60% GLOSS | DULUX PAINT /EQUIVALENT | https://www.dulux.in/en/products/sadolin-nc-clear-gloss?size=500ML |  |
| 24 | P8 | BOH, ELECTRICAL ROOM | PAINT | FROST GREY COLOR PAINT | SMOOTH SHEEN | DULUX PAINT /EQUIVALENT | https://www.dulux.in/en/products/velvet-touch-pearl-glo/ccid_2951568?size=1Litre |  |
| 25 | P9 | GYPSUM CEILING | PAINT | WHITE WING COLOR PAINT COLOR TO BE MATCH WITH RAL:9010 | SMOOTH SHEEN | DULUX PAINT /EQUIVALENT | https://www.dulux.in/en/products/velvet-touch-pearl-glo/ccid_479325?size=1Litre |  |
| 26 | P10 | DOOR | ENAMEL PAINT | METAL CLASP COLOR ENAMEL PAINT COLOR TO BE MATCH WITH RAL:7005 | HIGH SHEEN | DULUX PAINT /EQUIVALENT | https://www.dulux.in/en/products/dulux-gloss/ccid_2951796?size=1Litre |  |
| 27 | P11 | METAL PROFILES (BRAJ KI GALLIYAN) | 2 POT LACQUER | PATINA GREEN COLOR 2 POT LACQUER PAINT COLOR TO BE MATCH WITH RAL:6000 | 60% GLOSS | DULUX PAINT /EQUIVALENT | https://www.dulux.in/en/products/sadolin-nc-clear-gloss?size=500ML |  |
| POWDER COAT | | | | | | | | |
| 28 | PC1 | ALUMINIUM PROFILES (CEILING & WALL) | POWDER COATING | ALUMINIUM PROFILES POWDER COATED WITH OAK WOODEN GRAIN FINISH | MATT | LOCALLY SOURCED | NA |  |
| 29 | PC2 | METAL PROFILES & MESH (FAÇADE BULKHEAD-03 - DOMINOS) | POWDER COATING | METAL PROFILES POWDER COATED WITH BLACK COLOR FINISH COLOR TO BE MATCH WITH RAL:9005 | MATT | LOCALLY SOURCED | NA |  |
| 30 | PC3 | DIVIDER-01 (SEATING AREA), ORDER STATION, LEANER TABLE | POWDER COATING | METAL PROFILES / PLATE POWDER COATED WITH THULITE ROSE COLOR FINISH COLOR TO BE MATCH WITH RAL:040 80 10 | MATT | LOCALLY SOURCED | NA |  |
| 31 | PC4 | TRAY RUNNER (BRAJ KI GALLIYAN) | POWDER COATING | METAL PROFILES POWDER COATED WITH SAND YELLOW COLOR FINISH COLOR TO BE MATCH WITH RAL:1002 | MATT | LOCALLY SOURCED | NA |  |
| METAL | | | | | | | | |
| 32 | M1 | WALL, FAÇADE BULKHEAD-01,02 & 03, BOX | POLISHED BRASS | 4MM GAUGE COPPER COLOR PVD MIRROR FINISH ALUMINIUM SHEET / PROFILES | MIRROR | SUPPLIER:PARASNATH ALUMINIUM PRODUCT:PVD SHEET METAL | https://parasnathaluminium.com/pvd-coated-stainless-steel-profile-manufacturer/ |  |
| 33 | M2 | WALL, FRONT COUNTERS, REAR COUNTERS (BRAJ KI GALLIYAN, IDU & DOMINOS) | STAINLESS STEEL | STAINLESS STEEL SKIRTING | MATT | SUPPLIER:SS DECORATIVE PRODUCT:STAINLESS STEEL SKIRTING | https://www.sdecorativeshets.in/silver-stainless-steel-skirting-profile.htm |  |
| 34 | M3 | COUNTER FRONT (DOMINOS) | STAINLESS STEEL | POLISHED SS CORRUGATED SHEET | POLISHED | SUPPLIER:MATRIKA PRODUCT:SS CORRUGATED SHEET | https://matrikaengineeringworks.com/product/ss-corrugated-sheet/ |  |
| GREEN WALL | | | | | | | | |
| 35 | G1 | WALL | LIVE WALL | ARTIFICIAL GREEN PLANT | NEUTRAL | LOCALLY SOURCED | NA |  |

T01 14.11.24 ISSUED FOR TENDER HOD NM
REV DATE DESCRIPTION DRN CHK



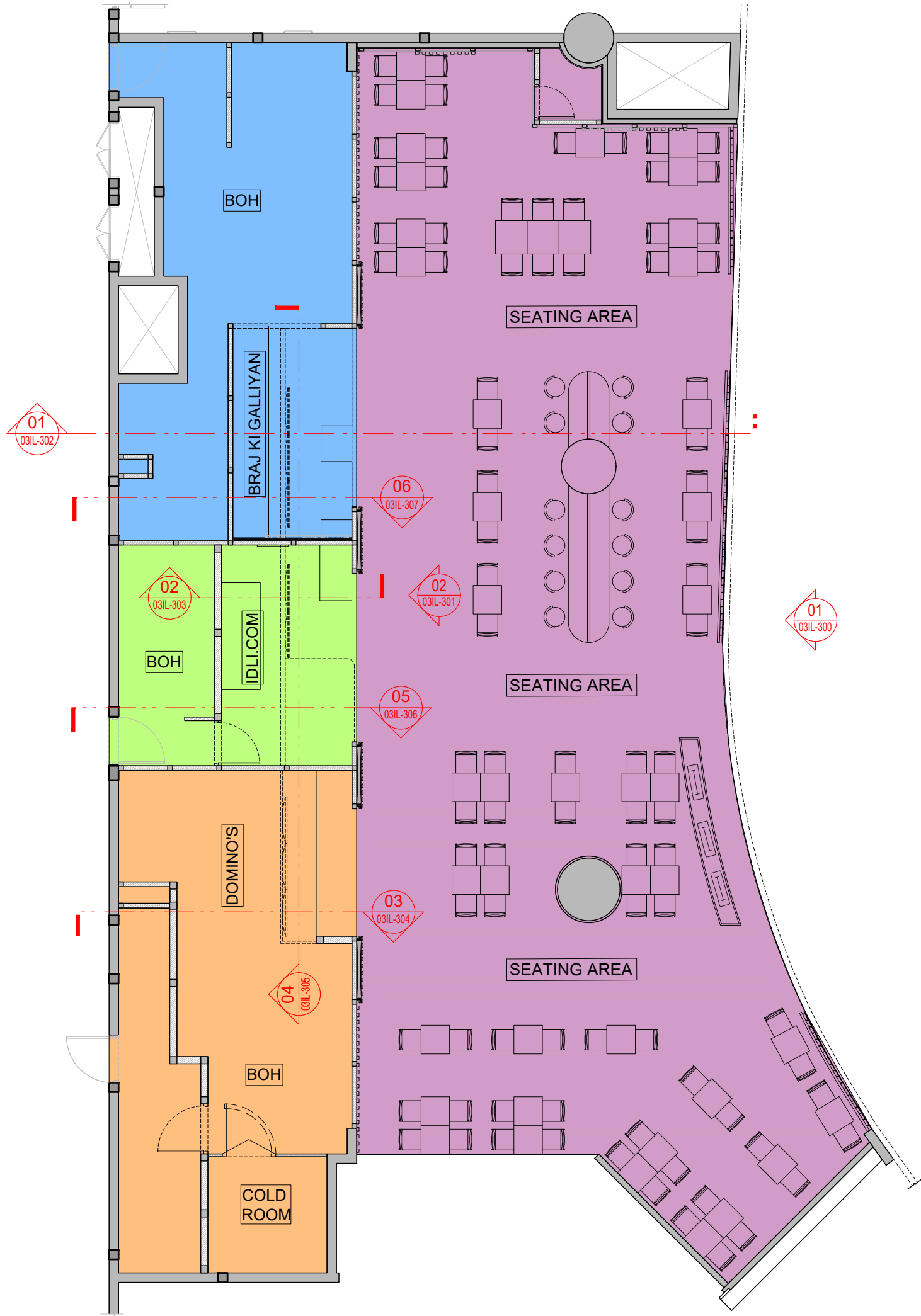
PROJECT
F03-07 DOMINOES, B.GALIYAN, IDLY
NOIDA INTERNATIONAL
AIRPORT LIMITED

DRAWING TITLE
FINISHES SCHEDULE

SCALE: NTS DATE: 14.11.2024 DRAWN: HOD A3 SHEET

STATUS
TENDER

ORG PROJECT NO DRAWING TYPE NUMBER REV
TFS 2435 02GA 003 T01



GENERAL NOTES:
DO NOT SCALE DRAWING.

- ALL WORK SHALL BE CARRIED OUT IN ACCORDANCE WITH LOCAL AUTHORITY REGULATIONS. THIS DRAWING IS COPYRIGHT TO SSP GROUP. DO NOT COPY DRAWING WITHOUT PRIOR CONSENT.

NOTES:

1. MAIN CONTRACTOR TO CONFIRM ALL DIMENSIONS ON SITE PRIOR TO COMMENCING WORKS.
2. ALL DRAWINGS ARE TO BE READ IN CONJUNCTION WITH ARCHITECTURAL SPECIFICATION.
3. STRUCTURAL, FIRE AND MECHANICAL ENGINEER'S SUMMARY DRAWINGS AND SPECIFICATIONS.
4. MAIN CONTRACTOR TO CO-ORDINATE ALL SUB-TRADES.
5. JOINER TO LIAISE WITH ELECTRICAL AND PLUMBING CONTRACTORS FOR INSTALLATIONS OF SERVICES.
6. CONTRACTOR TO VERIFY AND SATISFY HIMSELF THAT ALL MATERIALS, FINISHES, DESIGNS ETC. SATISFY ALL STATUTORY/ REGULATORY CODES AS APPLICABLE PRIOR TO EXECUTION.

| AREA STATEMENT | | | |
|----------------|------------------|---------|------------------------|
| SL.NO | DESCRIPTION | PATTERN | AREA (M ²) |
| 01 | BRAJ KI GALLIYAN | | 46 |
| 02 | IDLI.COM | | 24 |
| 03 | DOMINO'S | | 51 |
| 04 | SEATING AREA | | 188 |
| TOTAL | | | 309 M ² |

| | | | |
|-----|----------|-------------------|---------|
| T01 | 14.11.24 | ISSUED FOR TENDER | HOD NM |
| REV | DATE | DESCRIPTION | DRN CHK |



PROJECT
**F03-07 DOMINOES, B.GALIYAN, IDLY
 NOIDA INTERNATIONAL
 AIRPORT LIMITED**

DRAWING TITLE
ZONING LAYOUT

SCALE 1:100 DATE 14.11.2024 DRAWN HOD A3 SHEET

STATUS
TENDER

| | | | | |
|-----|------------|--------------|--------|-----|
| ORG | PROJECT NO | DRAWING TYPE | NUMBER | REV |
| TFS | 2435 | 02GA | 004 | T01 |

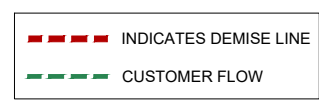
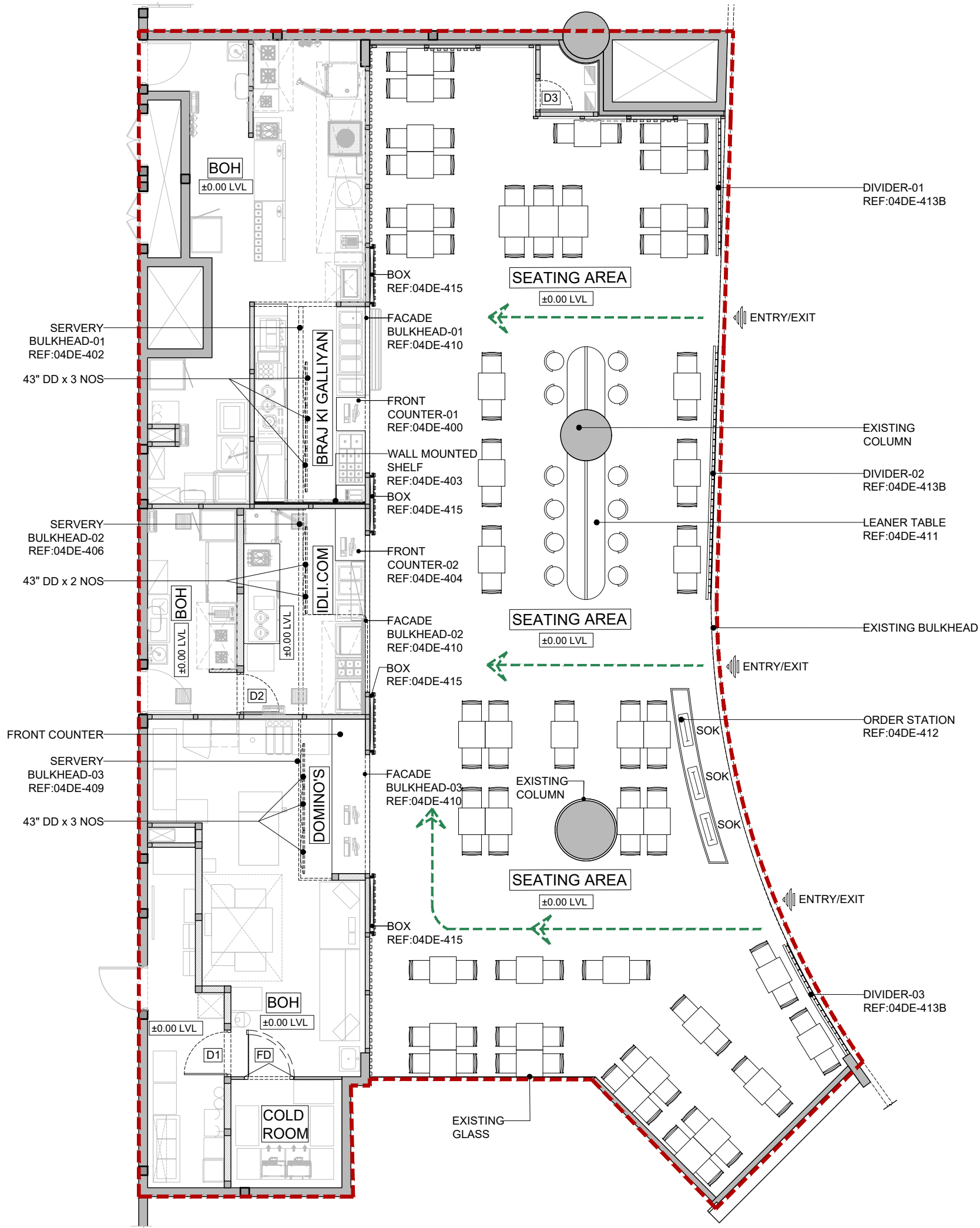
01 ZONING LAYOUT
 004 1:100

GENERAL NOTES:
DO NOT SCALE DRAWING.

- ALL WORK SHALL BE CARRIED OUT IN ACCORDANCE WITH LOCAL AUTHORITY REGULATIONS. THIS DRAWING IS COPYRIGHT TO SSP GROUP. DO NOT COPY DRAWING WITHOUT PRIOR CONSENT.

NOTES:

- MAIN CONTRACTOR TO CONFIRM ALL DIMENSIONS ON SITE PRIOR TO COMMENCING WORKS.
- ALL DRAWINGS ARE TO BE READ IN CONJUNCTION WITH ARCHITECTURAL SPECIFICATION.
- STRUCTURAL, FIRE AND MECHANICAL ENGINEER'S SUMMARY DRAWINGS AND SPECIFICATIONS.
- MAIN CONTRACTOR TO CO-ORDINATE ALL SUB-TRADES.
- JOINER TO LIAISE WITH ELECTRICAL AND PLUMBING CONTRACTORS FOR INSTALLATIONS OF SERVICES.
- CONTRACTOR TO VERIFY AND SATISFY HIMSELF THAT ALL MATERIALS, FINISHES, DESIGNS ETC. SATISFY ALL STATUTORY/ REGULATORY CODES AS APPLICABLE PRIOR TO EXECUTION.



| COVERS LEGEND | | |
|---------------|-------------------|---------|
| SL.NO | DESCRIPTION | COUNT |
| 01 | DINING SEATING | 82 Nos |
| 02 | LEANER SEATING | 12 Nos |
| 03 | COMMUNITY SEATING | 06 Nos |
| TOTAL | | 100 Nos |

| DIGITAL DISPLAY LEGEND | | | |
|------------------------|------|---------------------|-------|
| SL.NO | CODE | DESCRIPTION | COUNT |
| 01 | DD | 43" DIGITAL DISPLAY | 8 NOS |

| T01 | 14.11.24 | ISSUED FOR TENDER | HOD NM |
|-----|----------|-------------------|---------|
| REV | DATE | DESCRIPTION | DRN CHK |
| | | | |



PROJECT
F03-07 DOMINOES, B.GALIYAN, IDLY NOIDA INTERNATIONAL AIRPORT LIMITED

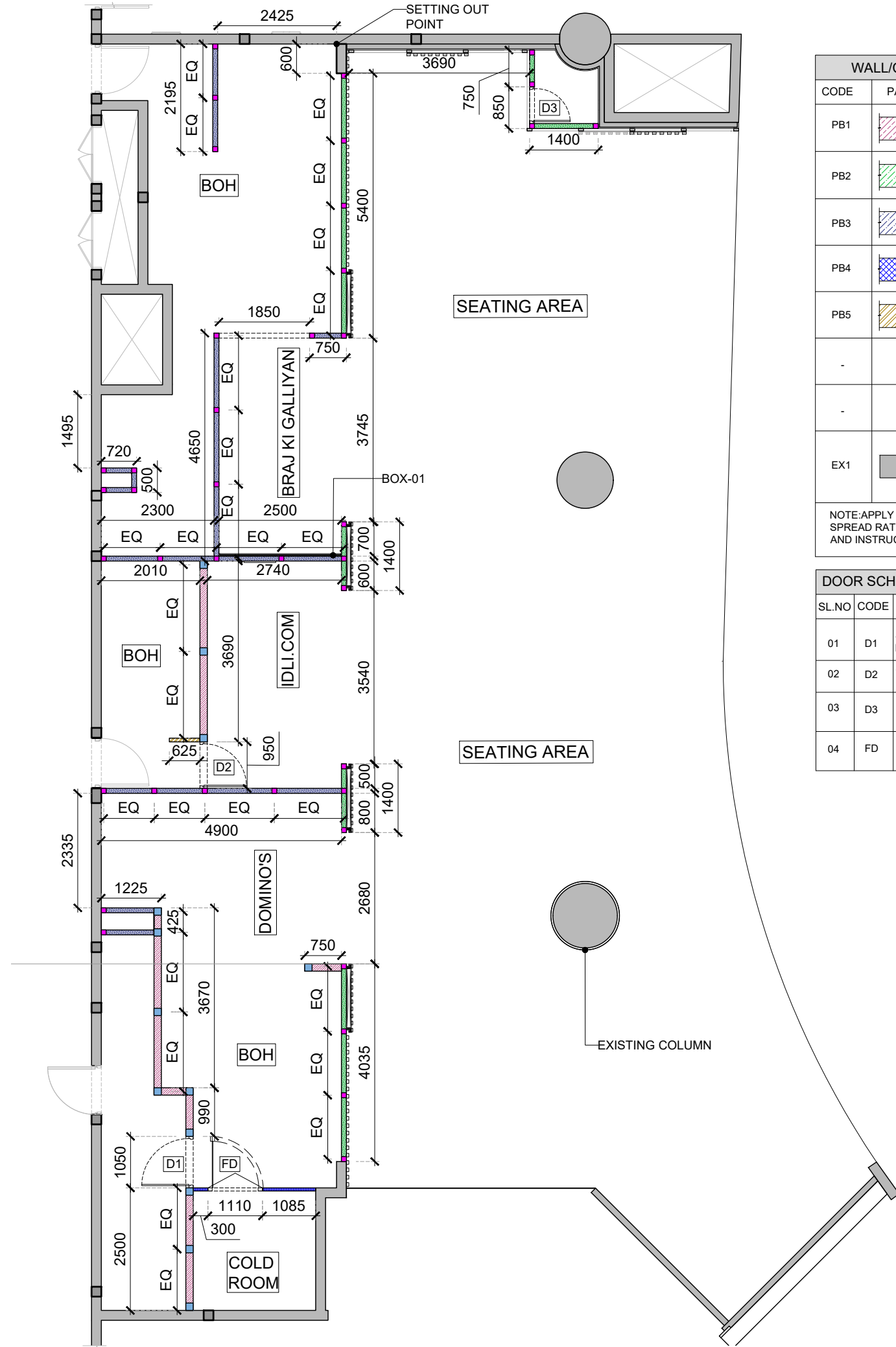
DRAWING TITLE
GENERAL ARRANGEMENT PLAN

SCALE 1:100 DATE 14.11.2024 DRAWN HOD A3 SHEET

STATUS
TENDER

| ORG | PROJECT NO | DRAWING TYPE | NUMBER | REV |
|-----|------------|--------------|--------|-----|
| TFS | 2435 | 02GA | 100 | T01 |

01 GENERAL ARRANGEMENT PLAN
 100 1:100



| WALL/COLUMN SCHEDULE | | | |
|----------------------|---------|--|--|
| CODE | PATTERN | DESCRIPTION | HEIGHT |
| PB1 | | PROPOSED 150MM THICK MASONRY WALL | +3100MM (UPTO FALSE CEILING HT +100MM) |
| PB2 | | PROPOSED 100MM THICK MASONRY WALL | +4300MM (UPTO FALSE CEILING HT +100MM) |
| PB3 | | PROPOSED 100MM THICK MASONRY WALL | +3100MM (UPTO FALSE CEILING HT +100MM) |
| PB4 | | COLD ROOM WALL AS PER VENDOR SPEC | AS PER VENDOR |
| PB5 | | PROPOSED 75 MM THK MASONRY WALL | +3100MM (UPTO FALSE CEILING HT +100MM) |
| - | | PROPOSED 150X150MM CONCRETE FRAMING (M.20 MIX WITH NOMINAL REINFORCEMENTS) | - |
| - | | PROPOSED 100X100MM CONCRETE FRAMING (M.20 MIX WITH NOMINAL REINFORCEMENTS) | - |
| EX1 | | EXISTING WALL/COLUMN | - |

NOTE: APPLY SELECTED ADHESIVE & FIXING ACCESSORIES AT THE REQUIRED SPREAD RATE IN ACCORDANCE WITH THE MANUFACTURER'S REQUIREMENTS AND INSTRUCTIONS.

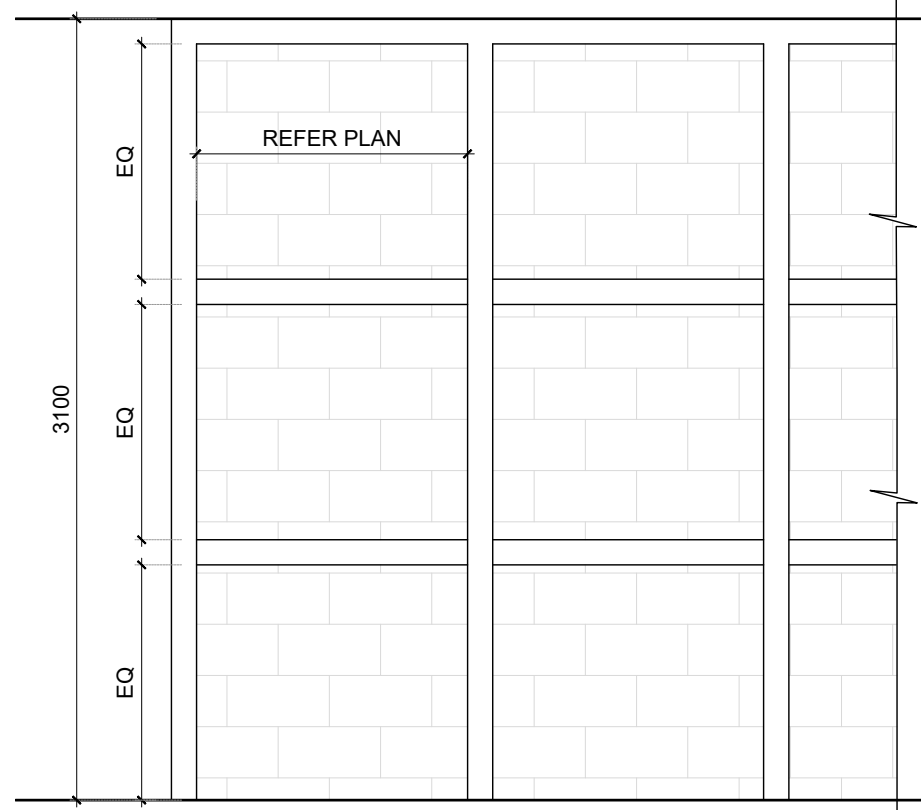
| DOOR SCHEDULE | | | | | | | | |
|---------------|------|---|---------------|-------------|--------------|--|-------|-------------|
| SL.NO | CODE | DESCRIPTION | SWING | SIZE(MM) | VISION PANEL | FINISH | COUNT | REFER SHEET |
| 01 | D1 | 40 MM THK SOLID CORE DOOR WITH SS KICK PLATE AND PUSH PLATE | SINGLE ACTING | 960 x 2100 | NO | P10-CLASP COLOR ENAMEL PAINT COLOR TO BE MATCH WITH RAL:7005 | 01 | 02GA-101C |
| 02 | D2 | 40 MM THK SOLID CORE DOOR WITH SS KICK PLATE AND PUSH PLATE | SINGLE ACTING | 870 x 2100 | YES | P10-CLASP COLOR ENAMEL PAINT COLOR TO BE MATCH WITH RAL:7005 | 01 | 02GA-101C |
| 03 | D3 | 40 MM THK SOLID CORE DOOR WITH SS KICK PLATE AND PUSH PLATE | SINGLE ACTING | 670 x 2100 | YES | P10-CLASP COLOR ENAMEL PAINT COLOR TO BE MATCH WITH RAL:7005 | 01 | 02GA-101C |
| 04 | FD | FREEZER ROOM DOOR (TO BE CONNECTED TO COLD ROOM LIGHT AND ALARM SYSTEM) | SINGLE ACTING | 1110 x 2050 | --- | AS PER VENDOR SPECIFICATIONS | 01 | --- |

GENERAL NOTES:
DO NOT SCALE DRAWING.

- ALL WORK SHALL BE CARRIED OUT IN ACCORDANCE WITH LOCAL AUTHORITY REGULATIONS. THIS DRAWING IS COPYRIGHT TO SSP GROUP. DO NOT COPY DRAWING WITHOUT PRIOR CONSENT.

NOTES:

- MAIN CONTRACTOR TO CONFIRM ALL DIMENSIONS ON SITE PRIOR TO COMMENCING WORKS.
- ALL DRAWINGS ARE TO BE READ IN CONJUNCTION WITH ARCHITECTURAL SPECIFICATION.
- STRUCTURAL, FIRE AND MECHANICAL ENGINEER'S SUMMARY DRAWINGS AND SPECIFICATIONS.
- MAIN CONTRACTOR TO CO-ORDINATE ALL SUB-TRADES.
- JOINER TO LIAISE WITH ELECTRICAL AND PLUMBING CONTRACTORS FOR INSTALLATIONS OF SERVICES.
- CONTRACTOR TO VERIFY AND SATISFY HIMSELF THAT ALL MATERIALS, FINISHES, DESIGNS ETC. SATISFY ALL STATUTORY/REGULATORY CODES AS APPLICABLE PRIOR TO EXECUTION.



TYPICAL STRUCTURAL ELEVATION (WALL CONSTRUCTION) (SCALE 1:30)

| | | | |
|-----|----------|-------------------|---------|
| T01 | 14.11.24 | ISSUED FOR TENDER | HOD NM |
| REV | DATE | DESCRIPTION | DRN CHK |



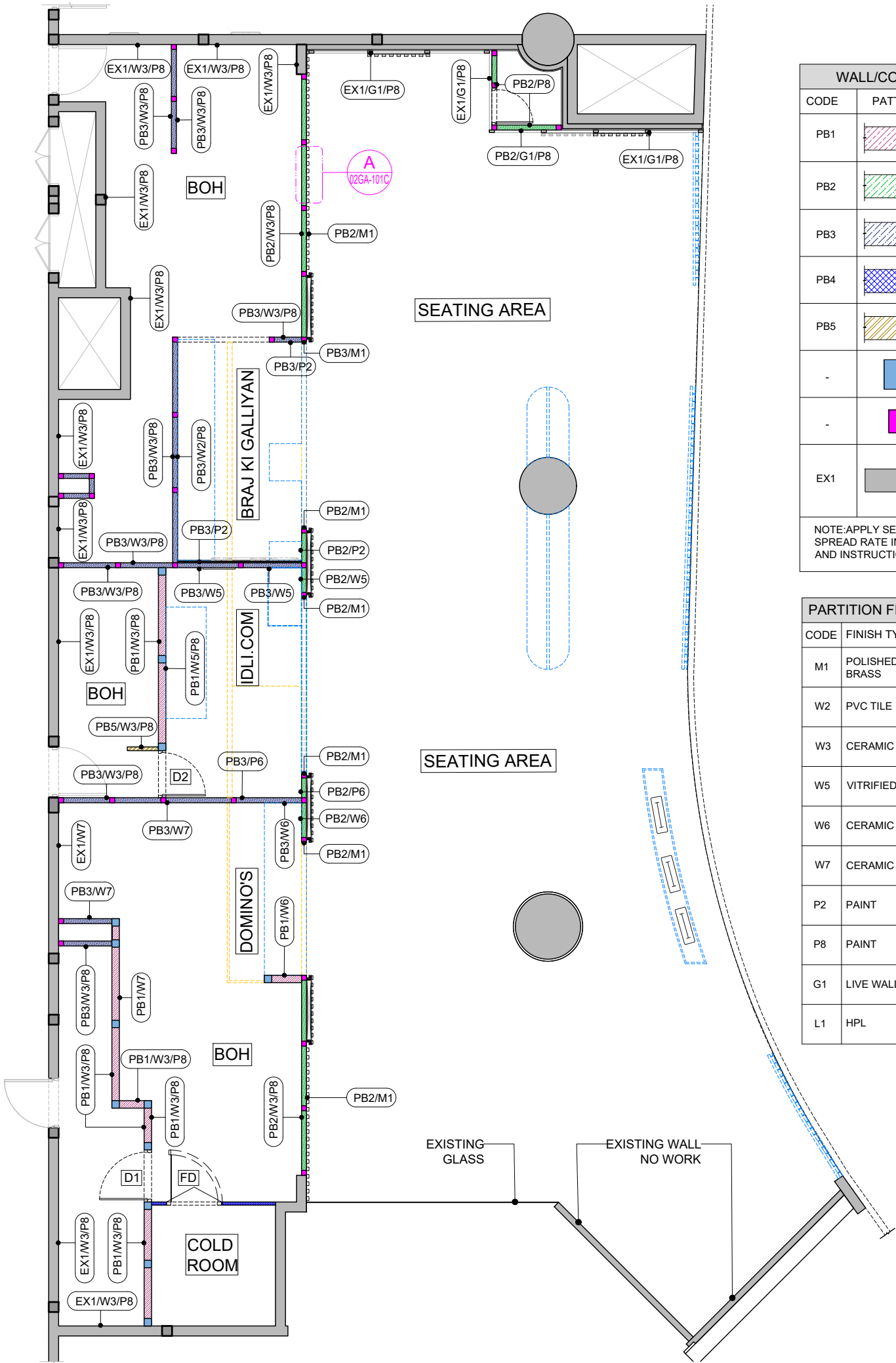
PROJECT
F03-07 DOMINOES, B.GALIYAN, IDLY NOIDA INTERNATIONAL AIRPORT LIMITED

DRAWING TITLE
PARTITION LAYOUT

SCALE 1:100 DATE 14.11.2024 DRAWN HOD A3 SHEET

STATUS
TENDER

ORG PROJECT NO DRAWING TYPE NUMBER REV
TFS 2435 02GA 101A T01



| WALL/COLUMN SCHEDULE | | | |
|----------------------|---------|--|--|
| CODE | PATTERN | DESCRIPTION | HEIGHT |
| PB1 | | PROPOSED 150MM THICK MASONRY WALL | +3100MM (UPTO FALSE CEILING HT +100MM) |
| PB2 | | PROPOSED 100MM THICK MASONRY WALL | +4300MM (UPTO FALSE CEILING HT +100MM) |
| PB3 | | PROPOSED 100MM THICK MASONRY WALL | +3100MM (UPTO FALSE CEILING HT +100MM) |
| PB4 | | COLD ROOM WALL AS PER VENDOR SPEC | AS PER VENDOR |
| PB5 | | PROPOSED 75 MM THK MASONRY WALL | +3100MM (UPTO FALSE CEILING HT +100MM) |
| - | | PROPOSED 150X150MM CONCRETE FRAMING (M.20 MIX WITH NOMINAL REINFORCEMENTS) | - |
| - | | PROPOSED 100X100MM CONCRETE FRAMING (M.20 MIX WITH NOMINAL REINFORCEMENTS) | - |
| EX1 | | EXISTING WALL/COLUMN | - |

NOTE: APPLY SELECTED ADHESIVE & FIXING ACCESSORIES AT THE REQUIRED SPREAD RATE IN ACCORDANCE WITH THE MANUFACTURER'S REQUIREMENTS AND INSTRUCTIONS.

| PARTITION FINISHES SCHEDULE | | | | | |
|-----------------------------|----------------|---|--------------|--|--|
| CODE | FINISH TYPE | DESCRIPTION | FINISH | REFERENCE / BRAND | ADDITIONAL INFORMATION |
| M1 | POLISHED BRASS | 4MM GAUGE COPPER COLOR PVD MIRROR FINISH ALUMINIUM SHEET / PROFILES | MIRROR | PARASNATH ALUMINIUM PRODUCT: PVD SHEET METAL | GLUE FIXED DIRECT TO WALL WITH NO VISIBLE FIXINGS. |
| W2 | PVC TILE | 585X585X10MM THK COPPER COLOR TRADITIONAL PATTERN WALL TILE | MATT | NOVA DECORATIVE | SERIES: N128-ANTIQUE |
| W3 | CERAMIC TILE | 330X330MM THK WHITE CERAMIC WALL TILE WITH GREY COLOR GROUT | GLOSS | RAK CERAMICS | SERIES: WHITE COLLECTION COLOR: WHITE |
| W5 | VITRIFIED TILE | 200X1200X9MM THK GREEN SHADE WOODEN PLANK TILE | MATT | MY TILES | SERIES: WOODEN TILE CODE: 24280 COLOR: GRAY |
| W6 | CERAMIC TILE | 100X300X4MM THK RED SUBWAY TILE | GLOSS | MY TILES | SERIES: CERAMIC SUBWAY CODE: 1199 COLOR: RED |
| W7 | CERAMIC TILE | 300X600MM CREAM COLOR WALL TILE | SATIN | SIMPOLO | SERIES: WALL TILES CODE: 302 COLOR: FLORA SKID |
| P2 | PAINT | OYSTER WHITE COLOR PAINT COLOR TO BE MATCH WITH RAL: 1013 | SMOOTH SHEEN | DULUX | COLOR: OYSTER WHITE |
| P8 | PAINT | FROST GREY COLOR PAINT | SMOOTH SHEEN | DULUX | COLOR: FROST GREY |
| G1 | LIVE WALL | ARTIFICIAL GREEN PLANT | NEUTRAL | LOCALLY SOURCED | LOCALLY SOURCED |
| L1 | HPL | GREENLAM REFRESH OAK LAMINATE WITH 1.2MM THK MATCHING EDGE CLASHING | SUEDE | GREENLAM | PRODUCT: REFRESH OAK CODE: 5427 |

GENERAL NOTES:
DO NOT SCALE DRAWING.

- ALL WORK SHALL BE CARRIED OUT IN ACCORDANCE WITH LOCAL AUTHORITY REGULATIONS. THIS DRAWING IS COPYRIGHT TO SSP GROUP. DO NOT COPY DRAWING WITHOUT PRIOR CONSENT.

NOTES:

- MAIN CONTRACTOR TO CONFIRM ALL DIMENSIONS ON SITE PRIOR TO COMMENCING WORKS.
- ALL DRAWINGS ARE TO BE READ IN CONJUNCTION WITH ARCHITECTURAL SPECIFICATION.
- STRUCTURAL FIRE AND MECHANICAL ENGINEER'S SUMMARY DRAWINGS AND SPECIFICATIONS.
- MAIN CONTRACTOR TO CO-ORDINATE ALL SUB-TRADES.
- JOINER TO LIAISE WITH ELECTRICAL AND PLUMBING CONTRACTORS FOR INSTALLATIONS OF SERVICES.
- CONTRACTOR TO VERIFY AND SATISFY HIMSELF THAT ALL MATERIALS, FINISHES, DESIGNS ETC. SATISFY ALL STATUTORY/REGULATORY CODES AS APPLICABLE PRIOR TO EXECUTION.

INDICATES PROPOSED JOINERY ITEMS
 INDICATES PROPOSED JOINERY ITEMS ABOVE

T01 14.11.24 ISSUED FOR TENDER HOD NM
REV DATE DESCRIPTION DRN CHK



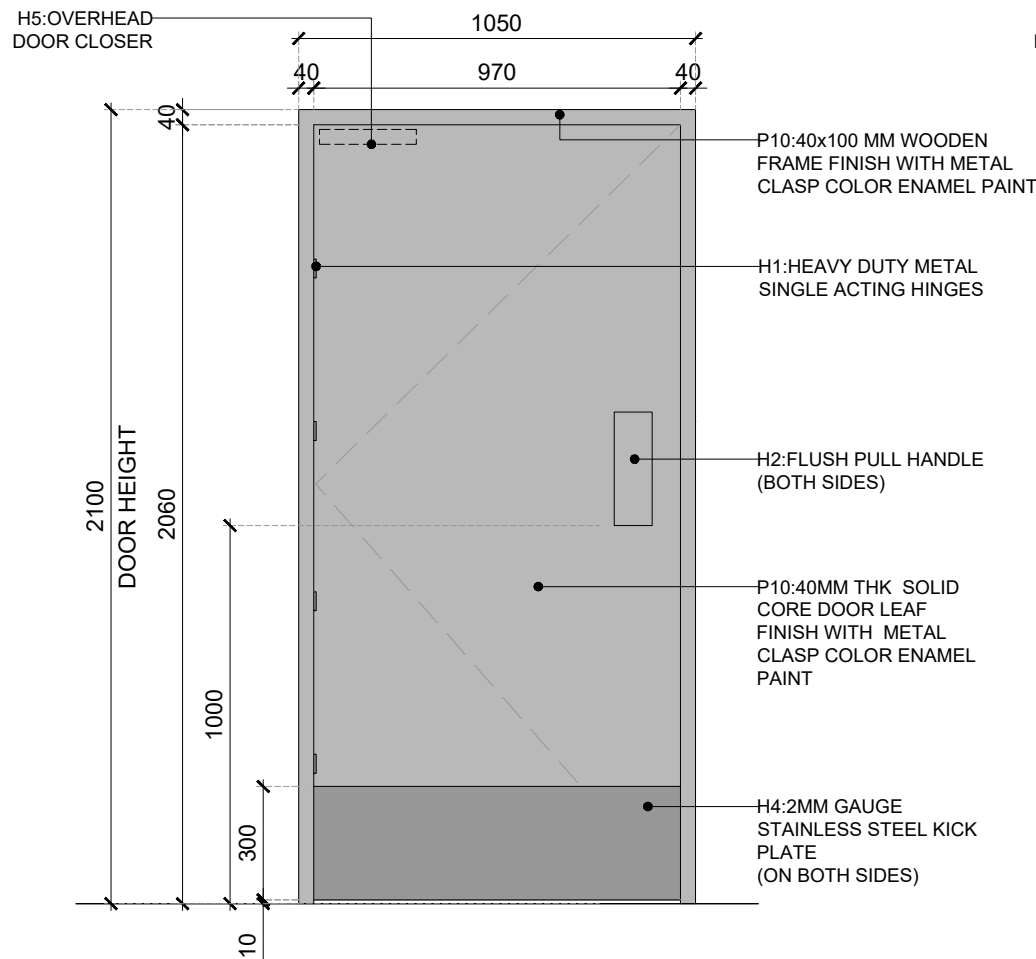
PROJECT
F03-07 DOMINOES, B.GALIYAN, IDLY
NOIDA INTERNATIONAL
AIRPORT LIMITED

DRAWING TITLE
PARTITION FINISHES

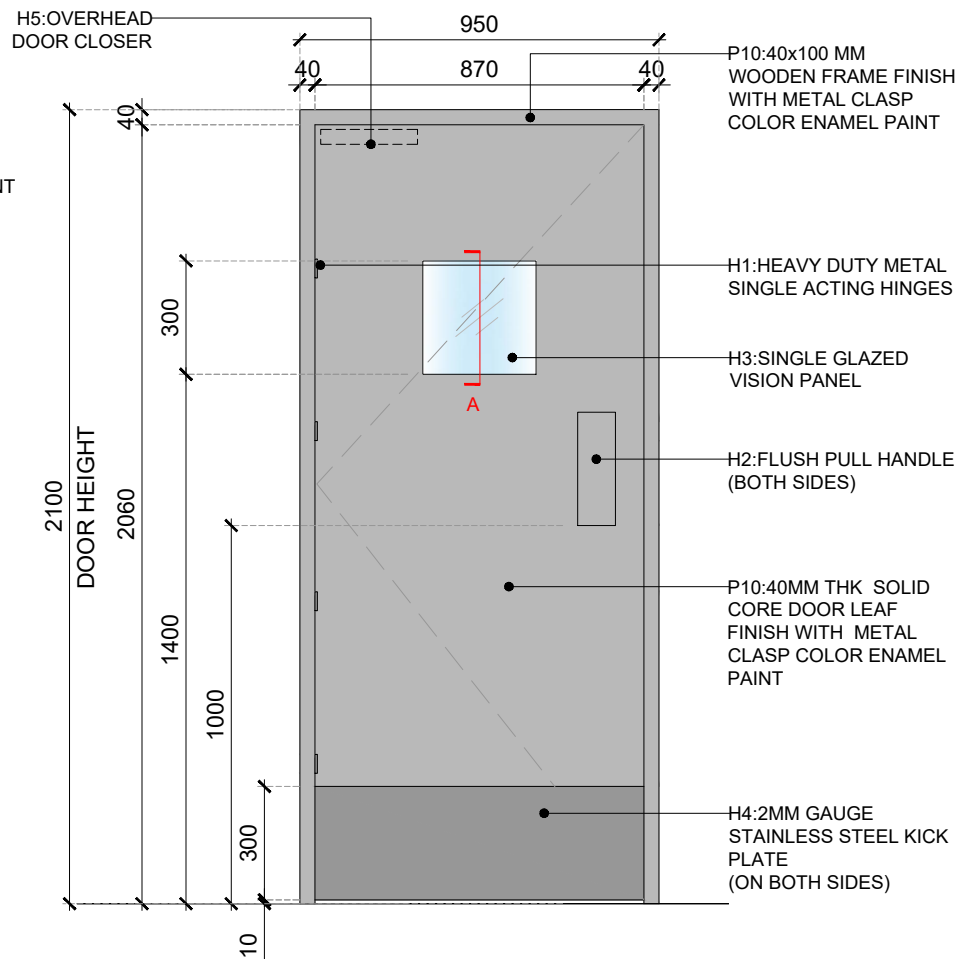
SCALE 1:100 DATE 14.11.2024 DRAWN HOD A3 SHEET

STATUS
TENDER

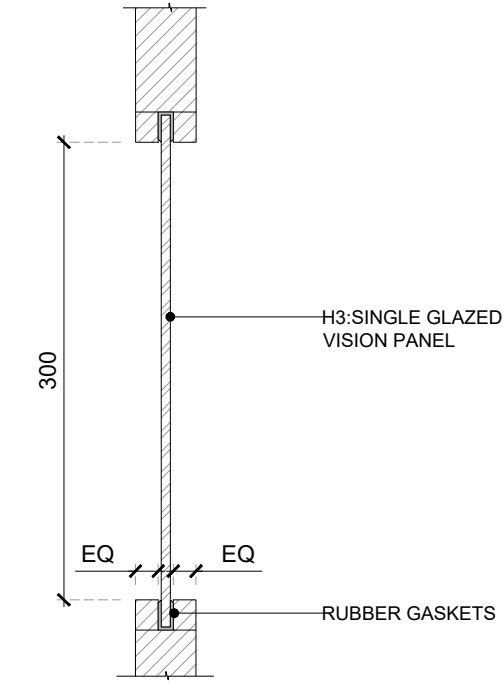
ORG PROJECT NO DRAWING TYPE NUMBER REV
TFS 2435 02GA 101B T01



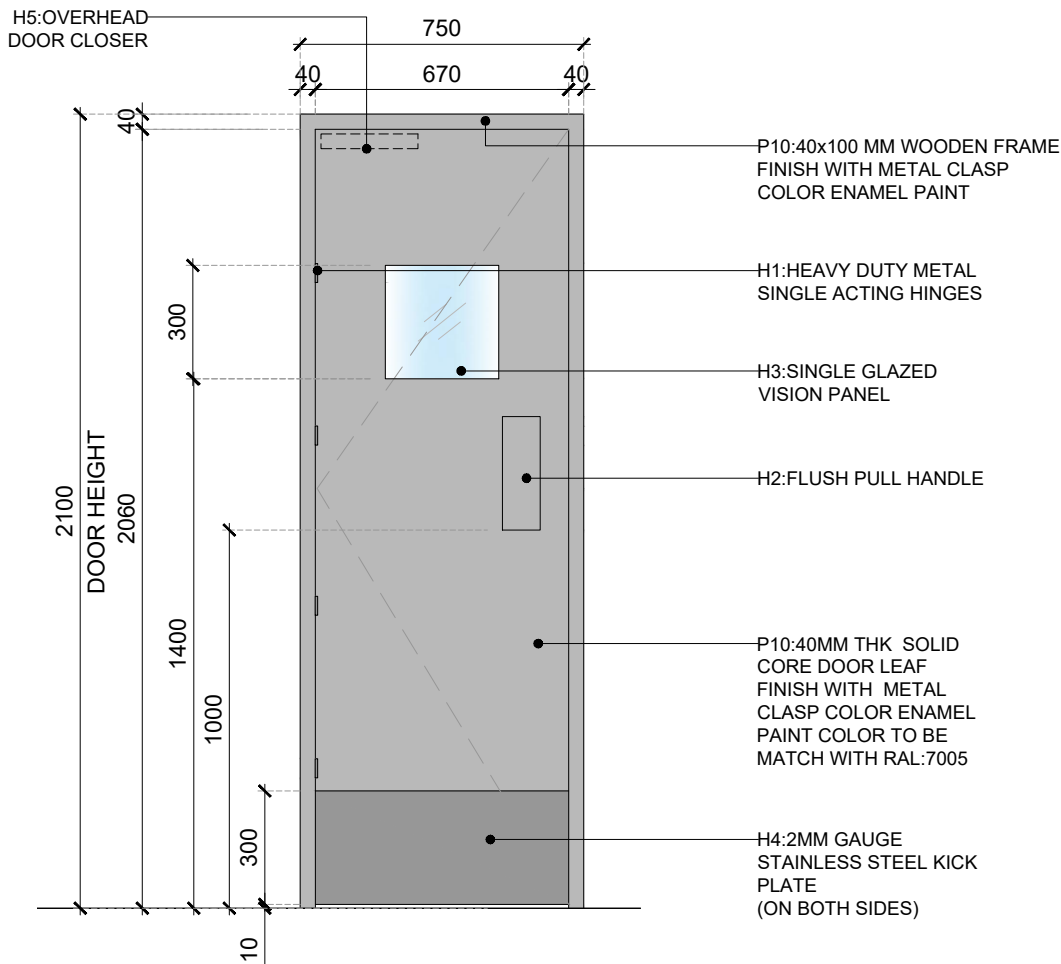
01 DOOR DETAIL (D1)
101C 1:20



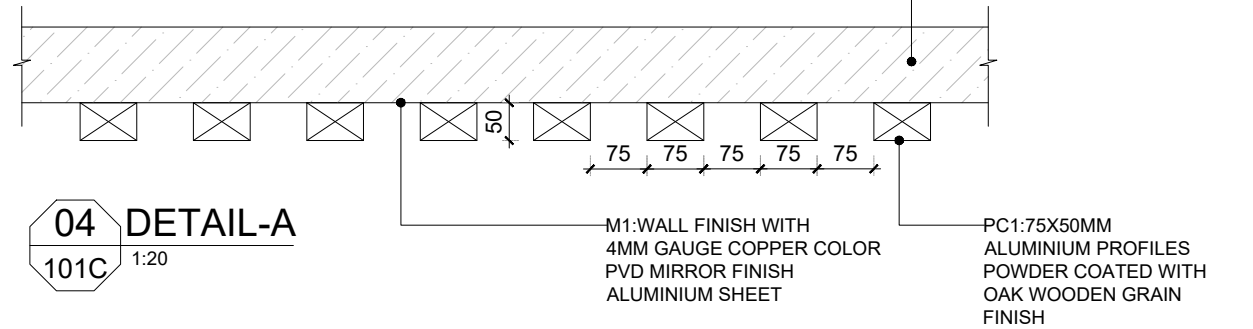
02 DOOR DETAIL (D2)
101C 1:20



SECTION-A (SCALE 1:5)



03 DOOR DETAIL (D3)
101C 1:20



04 DETAIL-A
101C 1:20

| DOOR SCHEDULE | | | | | | | | |
|---------------|------|---|---------------|-------------|--------------|--|-------|-------------|
| SL.NO | CODE | DESCRIPTION | SWING | SIZE(MM) | VISION PANEL | FINISH | COUNT | REFER SHEET |
| 01 | D1 | 40 MM THK SOLID CORE DOOR WITH SS KICK PLATE AND PUSH PLATE | SINGLE ACTING | 960 x 2100 | NO | P10-CLASP COLOR ENAMEL PAINT COLOR TO BE MATCH WITH RAL:7005 | 01 | 02GA-101C |
| 02 | D2 | 40 MM THK SOLID CORE DOOR WITH , SS KICK PLATE AND PUSH PLATE | SINGLE ACTING | 870 x 2100 | YES | P10-CLASP COLOR ENAMEL PAINT COLOR TO BE MATCH WITH RAL:7005 | 01 | 02GA-101C |
| 03 | D3 | 40 MM THK SOLID CORE DOOR WITH ,SS KICK PLATE AND PUSH PLATE | SINGLE ACTING | 670 x 2100 | YES | P10-CLASP COLOR ENAMEL PAINT COLOR TO BE MATCH WITH RAL:7005 | 01 | 02GA-101C |
| 04 | FD | FREEZER ROOM DOOR (TO BE CONNECTED TO COLD ROOM LIGHT AND ALARM SYSTEM) | SINGLE ACTING | 1110 x 2050 | --- | AS PER VENDOR SPECIFICATIONS | 01 | --- |

| HARDWARE SCHEDULE | | | | | | |
|-------------------|------|---------------------------------------|-----------------|--------------------------------|-------|---|
| SL.NO | CODE | DESCRIPTION | FINISH | REFERENCE / BRAND | COUNT | ADDITIONAL INFORMATION |
| 01 | H1 | HEAVY DUTY METAL SINGLE ACTING HINGES | CHROME PLATED | DORSET/EQUIVALENT | 12 | SINGLE ACTING STEEL HINGES |
| 02 | H2 | FLUSH PULL HANDLE | STAINLESS STEEL | BENZOVILLE | 06 | FLUSH DOOR HANDLE STAINLESS STEEL HAIRLINE |
| 03 | H3 | SINGLE GLAZED VISION PANEL | TRANSPARENT | SAINT-GOBAIN /EQUIVALENT | 03 | 6MM TOUGHENED GLASS, TO BE LOW-IRON TOUGHENED GLASS |
| 04 | H4 | 2MM GAUGE STAINLESS STEEL KICK PLATE | STAINLESS STEEL | TRITON ALLOYS INC /EQUIVALENT | 06 | STAIN LESS STEEL KICK PLATE |
| 05 | H5 | OVERHEAD DOOR CLOSER(HEAVY DUTY) | STAINLESS STEEL | GODREJ ENTERPRISES /EQUIVALENT | 03 | HEAVY DUTY DOOR CLOSER |

GENERAL NOTES:
DO NOT SCALE DRAWING.

- ALL WORK SHALL BE CARRIED OUT IN ACCORDANCE WITH LOCAL AUTHORITY REGULATIONS.THIS DRAWING IS COPYRIGHT TO SSP GROUP .DO NOT COPY DRAWING WITHOUT PRIOR CONSENT.

NOTES:

- MAIN CONTRACTOR TO CONFIRM ALL DIMENSIONS ON SITE PRIOR TO COMMENCING WORKS.
- ALL DRAWINGS ARE TO BE READ IN CONJUNCTION WITH ARCHITECTURAL SPECIFICATION.
- STRUCTURAL FIRE AND MECHANICAL ENGINEER'S SUMMARY DRAWINGS AND SPECIFICATIONS.
- MAIN CONTRACTOR TO CO-ORDINATE ALL SUB-TRADES.
- JOINER TO LIAISE WITH ELECTRICAL AND PLUMBING CONTRACTORS FOR INSTALLATIONS OF SERVICES.
- CONTRACTOR TO VERIFY AND SATISFY HIMSELF THAT ALL MATERIALS, FINISHES, DESIGNS ETC. SATISFY ALL STATUTORY/ REGULATORY CODES AS APPLICABLE PRIOR TO EXECUTION.

T01 14.11.24 ISSUED FOR TENDER HOD NM
REV DATE DESCRIPTION DRN CHK



PROJECT
F03-07 DOMINOES, B.GALIYAN, IDLY NOIDA INTERNATIONAL AIRPORT LIMITED

DRAWING TITLE
DOOR DETAIL

SCALE AS MENTIONED DATE 14.11.2024 DRAWN HOD A3 SHEET

STATUS

TENDER

ORG PROJECT NO DRAWING TYPE NUMBER REV
TFS 2435 02GA 101C T01



FLOORING FINISHES SCHEDULE

| SL.NO | CODE | PATTERN | DESCRIPTION | REFERENCE | ADDITIONAL INFORMATION | AREA |
|-------|------|---------|--------------------------|-----------|------------------------|-----------------------|
| 01 | FL1 | | -- | -- | -- | 109.14 M ² |
| 02 | - | | EXISTING FLOORING | -- | -- | 189.59 M ² |
| 03 | - | | COLD ROOM-AS PER VENDOR | -- | -- | 6.16 M ² |
| 04 | FL2 | | SS FLOOR TRANSITION TRIM | -- | -- | 27 Mtr |

GENERAL NOTES:
DO NOT SCALE DRAWING.

- ALL WORK SHALL BE CARRIED OUT IN ACCORDANCE WITH LOCAL AUTHORITY REGULATIONS. THIS DRAWING IS COPYRIGHT TO SSP GROUP. DO NOT COPY DRAWING WITHOUT PRIOR CONSENT.

NOTES:

1. MAIN CONTRACTOR TO CONFIRM ALL DIMENSIONS ON SITE PRIOR TO COMMENCING WORKS.
2. ALL DRAWINGS ARE TO BE READ IN CONJUNCTION WITH ARCHITECTURAL SPECIFICATION.
3. STRUCTURAL FIRE AND MECHANICAL ENGINEER'S SUMMARY DRAWINGS AND SPECIFICATIONS.
4. MAIN CONTRACTOR TO CO-ORDINATE ALL SUB-TRADES.
5. JOINER TO LIAISE WITH ELECTRICAL AND PLUMBING CONTRACTORS FOR INSTALLATIONS OF SERVICES.
6. CONTRACTOR TO VERIFY AND SATISFY HIMSELF THAT ALL MATERIALS, FINISHES, DESIGNS ETC. SATISFY ALL STATUTORY/ REGULATORY CODES AS APPLICABLE PRIOR TO EXECUTION.

T01 14.11.24 ISSUED FOR TENDER HOD NM
REV DATE DESCRIPTION DRN CHK



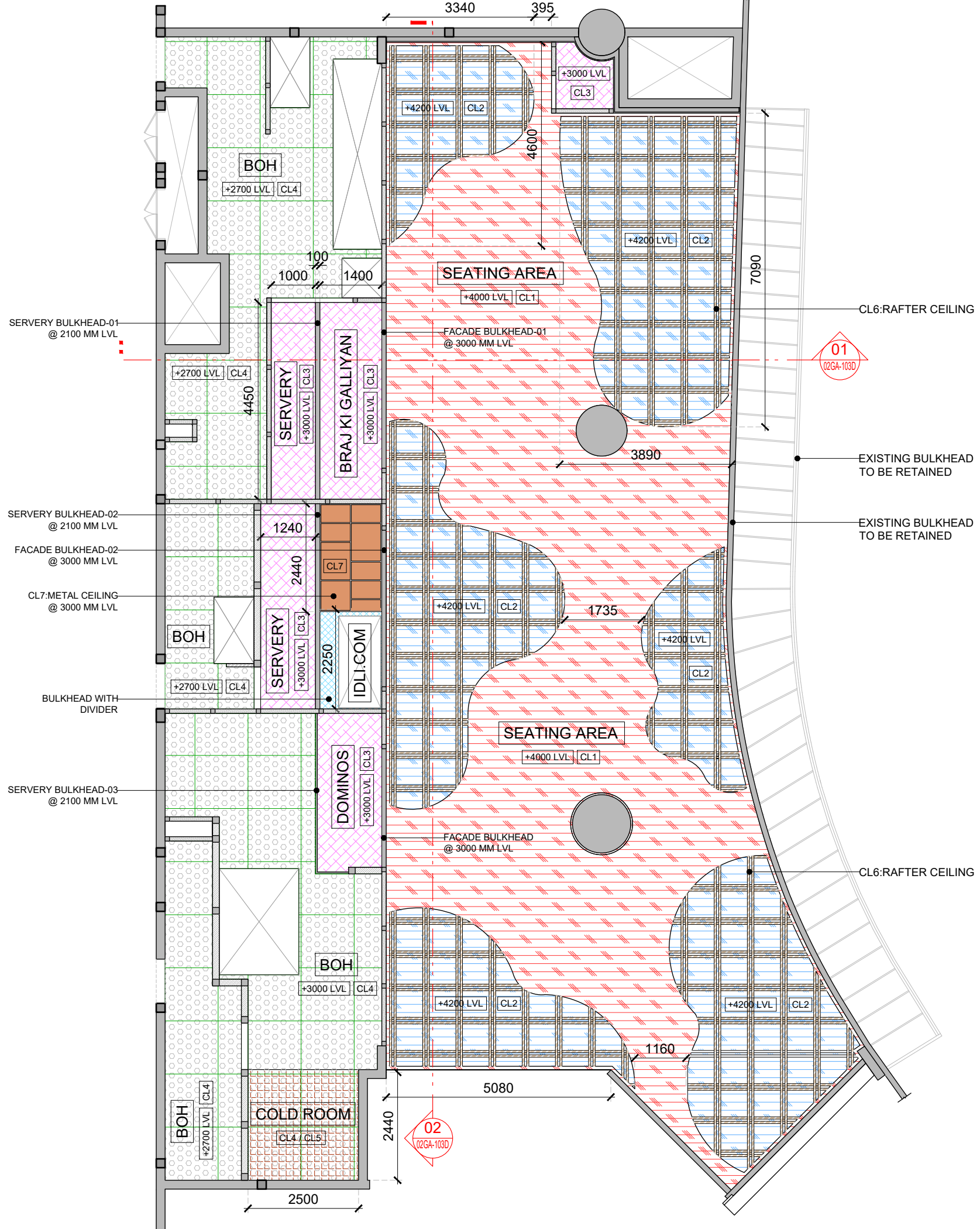
PROJECT
F03-07 DOMINOES, B.GALIYAN, IDLY
NOIDA INTERNATIONAL
AIRPORT LIMITED

DRAWING TITLE
FLOORING LAYOUT

SCALE 1:100 DATE 14.11.2024 DRAWN HOD A3 SHEET

STATUS
TENDER

ORG PROJECT NO DRAWING TYPE NUMBER REV
TFS 2435 02GA 102 T01



| CEILING SCHEDULE | | | | | | |
|------------------|------|---------|--|--------------------|---|----------|
| SL.NO | CODE | PATTERN | DESCRIPTION | BOTTOM LEVEL | FINISH | AREA |
| 01 | CL1 | | 25MM THK GIB BOARD CEILING | +4000 MM | P9:WHITE WING COLOR PAINT COLOR TO BE MATCH WITH RAL:9010 | 99.48 M² |
| 02 | CL2 | | 25MM THK GIB BOARD CEILING | +4200 MM | P9:WHITE WING COLOR PAINT COLOR TO BE MATCH WITH RAL:9010 | 91.17 M² |
| 03 | CL3 | | 25MM THK GIB BOARD CEILING | +3000 MM | P9:WHITE WING COLOR PAINT COLOR TO BE MATCH WITH RAL:9010 | 21.56 M² |
| 04 | CL4 | | 1200x1200MM PERFORATED METAL CEILING / ARMSTRONG (BOH) | +2700 MM | WHITE / GREY COLOR | 71.50 M² |
| 05 | CL5 | | COLD ROOM PANELS | AS PER VENDOR SPEC | AS PER VENDOR SPECIFICATIONS | 6.09 M² |
| 06 | CL6 | | RAFTER CEILING | +4000 MM | PC1:ALUMINIUM PROFILES POWDER COATED WITH OAK WOODEN GRAIN FINISH | - |
| 07 | CL7 | | ALUMINIUM COMPOSITE CEILING | +3000 MM | - | 3.34 M² |
| 08 | - | | EXHAUST HOOD | - | - | - |

REFERENCE DRAWING LIST:-
REFER PAGE 103B FOR LIGHTING LAYOUT & 103C FOR CEILING SECTION

T01 14.11.24 ISSUED FOR TENDER HOD NM
REV DATE DESCRIPTION DRN CHK



PROJECT
F03-07 DOMINOES, B.GALIYAN, IDLY
NOIDA INTERNATIONAL
AIRPORT LIMITED

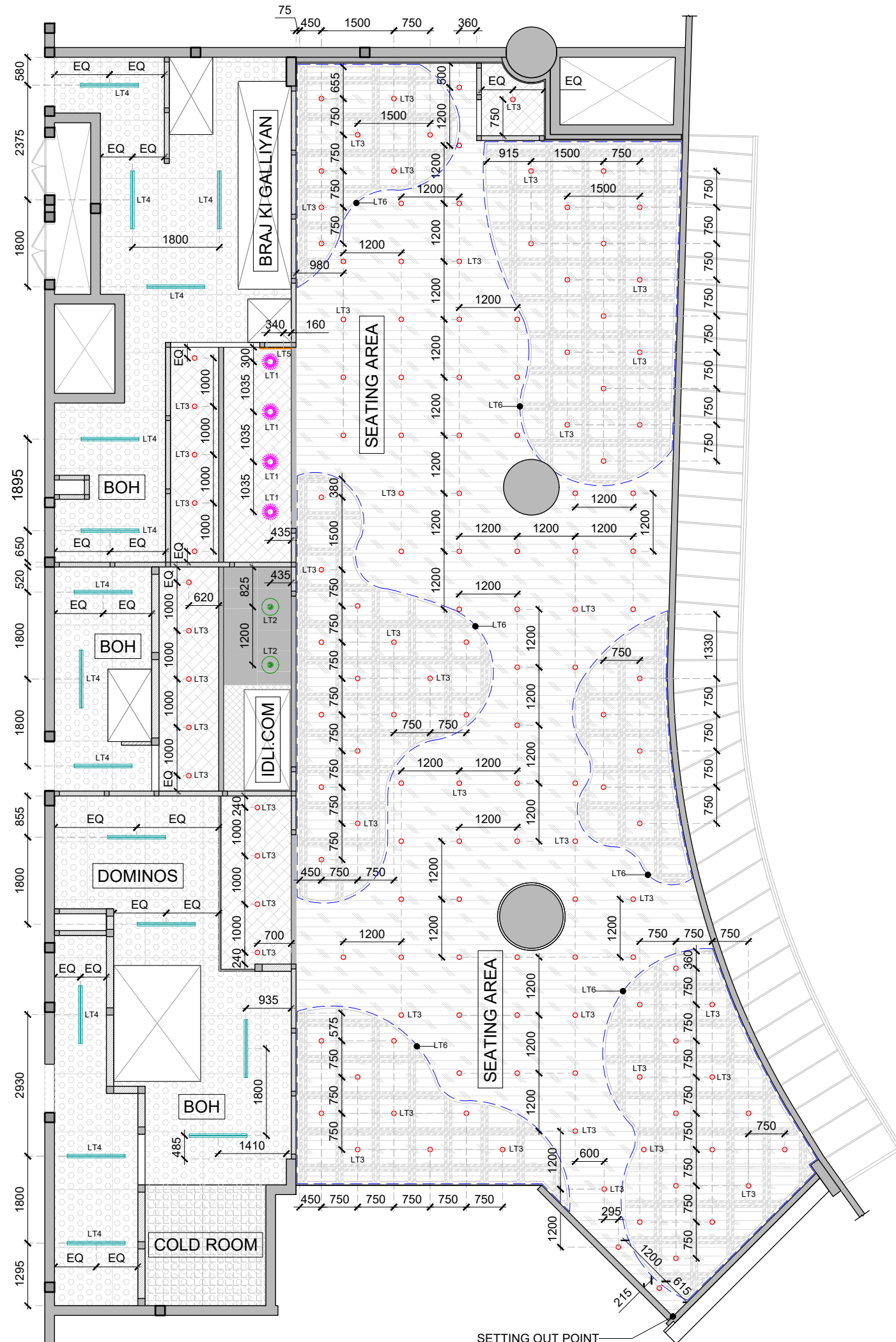
DRAWING TITLE
CEILING LAYOUT

SCALE 1:100 DATE 14.11.2024 DRAWN HOD A3 SHEET

STATUS
TENDER

ORG PROJECT NO DRAWING TYPE NUMBER REV
TFS 2435 02GA 103A T01

01 CEILING LAYOUT
103A 1:100



01 LIGHTING LAYOUT
103B 1:100

GENERAL NOTES:
DO NOT SCALE DRAWING.

- ALL WORK SHALL BE CARRIED OUT IN ACCORDANCE WITH LOCAL AUTHORITY REGULATIONS. THIS DRAWING IS COPYRIGHT TO SSP GROUP. DO NOT COPY DRAWING WITHOUT PRIOR CONSENT.

NOTES:

- MAIN CONTRACTOR TO CONFIRM ALL DIMENSIONS ON SITE PRIOR TO COMMENCING WORKS.
- ALL DRAWINGS ARE TO BE READ IN CONJUNCTION WITH ARCHITECTURAL SPECIFICATION.
- STRUCTURAL, FIRE AND MECHANICAL ENGINEER'S SUMMARY DRAWINGS AND SPECIFICATIONS.
- MAIN CONTRACTOR TO CO-ORDINATE ALL SUB-TRADES.
- JOINER TO LIAISE WITH ELECTRICAL AND PLUMBING CONTRACTORS FOR INSTALLATIONS OF SERVICES.
- CONTRACTOR TO VERIFY AND SATISFY HIMSELF THAT ALL MATERIALS, FINISHES, DESIGNS ETC. SATISFY ALL STATUTORY/ REGULATORY CODES AS APPLICABLE PRIOR TO EXECUTION.

| LIGHT LEGEND | | | |
|--------------|--------|--------------------------|---------|
| CODE | SYMBOL | DESCRIPTION | COUNT |
| LT1 | | PENDANT LIGHT-01 | 04 Nos |
| LT2 | | PENDANT LIGHT-02 | 02 Nos |
| LT3 | | RECESSED DOWN LIGHT | 146 Nos |
| LT4 | | BATTEN LIGHT | 16 Nos |
| LT5 | | WALL MOUNT LIGHT | 06 Nos |
| LT6 | | 20MM LED STRIP LIGHT -01 | - |

T01 14.11.24 ISSUED FOR TENDER HOD NM
REV DATE DESCRIPTION DRN CHK



PROJECT
**F03-07 DOMINOS, B.GALIYAN, IDLY
NOIDA INTERNATIONAL
AIRPORT LIMITED**

DRAWING TITLE
LIGHTING LAYOUT

SCALE 1:100 DATE 14.11.2024 DRAWN HOD A3 SHEET

STATUS

TENDER

ORG PROJECT NO DRAWING TYPE NUMBER REV
TFS 2435 02GA 103B T01

| LIGHT SCHEDULE | | | | | | | | | |
|----------------|------|--------------------------|------------|------------------|-------|----------|--|---|---|
| SL.NO | CODE | DESCRIPTION | QTY | FIXING | WATTS | CLR TEMP | ADDITIONAL INFORMATION | IMAGE | REFERENCE/BRAND |
| 1 | LT1 | PENDANT LIGHT-01 | 4 | CEILING | - | 2700K | WIRE CAGE PENDANT LIGHT BULB IS FIXED INSIDE IT SEPARATELY COLOR: BROWN MATERIAL: WOOD |  | https://www.woomdecor.in/product/enc-hanging-rotation-handmade-wooden-pendant-light-chandelier-lighting/ |
| 2 | LT2 | PENDANT LIGHT-02 | 2 | CEILING | - | 2700K | 300MM DIA RIBBED GLASS DOME PENDANT LIGHT BULB IS FIXED INSIDE IT SEPARATELY SHADE MATERIAL: GLASS HOLDER MATERIAL: COPPER |  | https://www.limelace.co.uk/products/brooklyn-vintage-antique-ribbed-glass-retro-dome-pendant-12-inch-by-industville |
| 3 | LT3 | RECESSED DOWN LIGHT | 146 | CEILING | 6.5W | 3000K | DIE-CAST ALUMINIUM BODY WITH WHITE COLOR POWDERCOATED FINISH COLOR: WHITE DIA: 100MM |  | https://www.lighting.philips.co.in/prof/in-door-luminaires/downlights/greenperform-dn391-392-393-394-395-downlight/919515810488_EU/product |
| 4 | LT4 | BATTEN LIGHT | 16 | CEILING | 25W | 2700K | DIE-CAST ALUMINIUM BODY WITH WHITE COLOR POWDERCOATED FINISH COLOR: WHITE LENGTH: 1200MM |  | https://in.shop.lighting.philips.com/collections/led-tube-lights/products/philips-slimline-advance-led-tube-light?variant=43158031204542 |
| 5 | LT5 | WALL MOUNT LIGHT | 6 | WALL | 17.9W | 3000K | 300MM DIA TERRACOTTA COLOR FINISH BACK LIT FORTIS ROUND WALL SCONCE |  | https://www.lightology.com/index.php?module=prod_detail&prod_id=876753 |
| 6 | LT6 | 20MM LED STRIP LIGHT -01 | AS PER DWG | SURFACE | 29W | 2700K | 20MM WIDE SELF ADHESIVE FLEXIBLE LED STRIP LIGHT |  | https://uprisemed.com/products/20mm-120led-smd5050-single-colour-led-tape-29w-24v-variable-5m/ |
| 7 | - | LED PROFILE DIFFUSER-01 | AS PER DWG | CEILING & BOX-01 | - | - | 25x18MM SURFACE ALUMINIUM PROFILE |  | https://jainsonlightsonline.com/products/jsas-eco-2518-surface-aluminium-profile-for-strips?_pos=177&_sid=27f6e0bc7&_ss=1 |
| 8 | LT7 | 10MM LED STRIP LIGHT -02 | AS PER DWG | SURFACE | 15W | 2700K | 10MM WIDE SELF ADHESIVE FLEXIBLE LED STRIP LIGHT |  | https://jainsonlightsonline.com/collections/led-strips/products/ysd-cob-24v-544led-10mm-15w-m-tunable-cob-strip-light |
| 9 | - | LED PROFILE DIFFUSER-02 | AS PER DWG | COUNTERS | - | - | 16x12MM SURFACE ALUMINIUM PROFILE |  | https://jainsonlightsonline.com/products/jsas-basic-lp-01-01-surface-aluminium-profile-for-strips?_pos=94&_sid=27f6e0bc7&_ss=1 |
| 10 | - | LED PROFILE DIFFUSER-03 | AS PER DWG | WALL MOUNT SHELF | - | - | ANGLED DIFFUSER |  | - |

GENERAL NOTES:
DO NOT SCALE DRAWING.

- ALL WORK SHALL BE CARRIED OUT IN ACCORDANCE WITH LOCAL AUTHORITY REGULATIONS. THIS DRAWING IS COPYRIGHT TO SSP GROUP. DO NOT COPY DRAWING WITHOUT PRIOR CONSENT.

NOTES:

- MAIN CONTRACTOR TO CONFIRM ALL DIMENSIONS ON SITE PRIOR TO COMMENCING WORKS.
- ALL DRAWINGS ARE TO BE READ IN CONJUNCTION WITH ARCHITECTURAL SPECIFICATION.
- STRUCTURAL, FIRE AND MECHANICAL ENGINEER'S SUMMARY, DRAWINGS AND SPECIFICATIONS.
- MAIN CONTRACTOR TO CO-ORDINATE ALL SUB-TRADES.
- JOINER TO LIAISE WITH ELECTRICAL AND PLUMBING CONTRACTORS FOR INSTALLATIONS OF SERVICES.
- CONTRACTOR TO VERIFY AND SATISFY HIMSELF THAT ALL MATERIALS, FINISHES, DESIGNS ETC. SATISFY ALL STATUTORY/ REGULATORY CODES AS APPLICABLE PRIOR TO EXECUTION.

T01 14.11.24 ISSUED FOR TENDER HOD NM
REV DATE DESCRIPTION DRN CHK



PROJECT
F03-07 DOMINOES, B.GALIYAN, IDLY
NOIDA INTERNATIONAL
AIRPORT LIMITED

DRAWING TITLE
LIGHT SCHEDULE

SCALE 1:100 DATE 14.11.2024 DRAWN HOD A3 SHEET

STATUS
TENDER

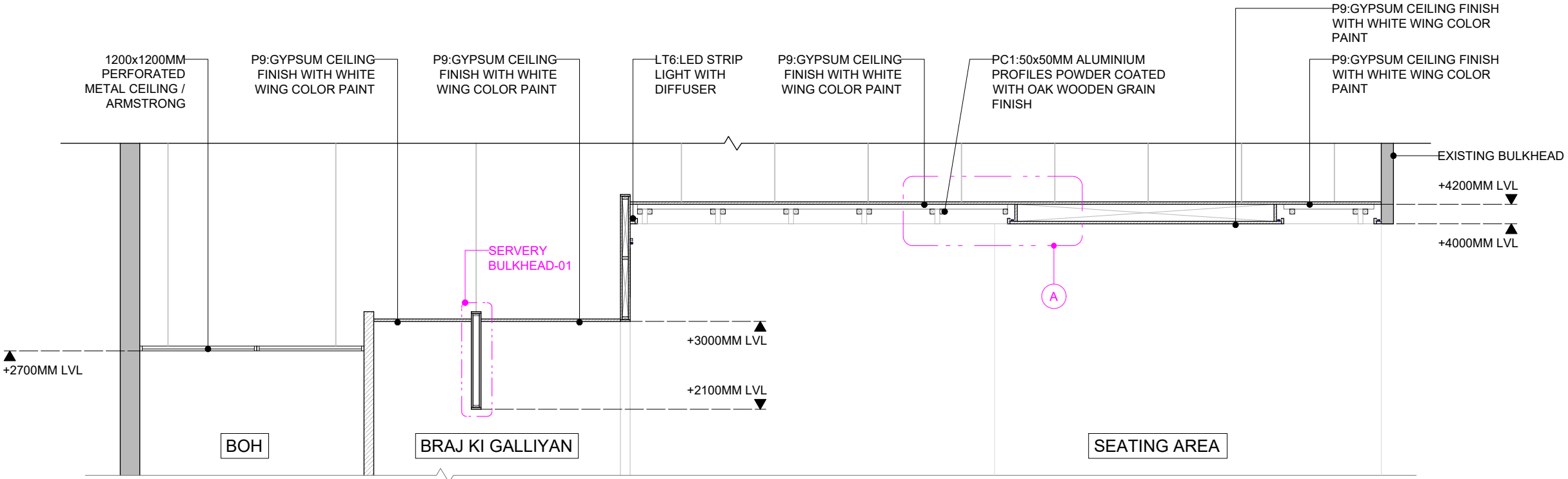
ORG PROJECT NO DRAWING TYPE NUMBER REV
TFS 2435 02GA 103C T01

GENERAL NOTES:
DO NOT SCALE DRAWING.

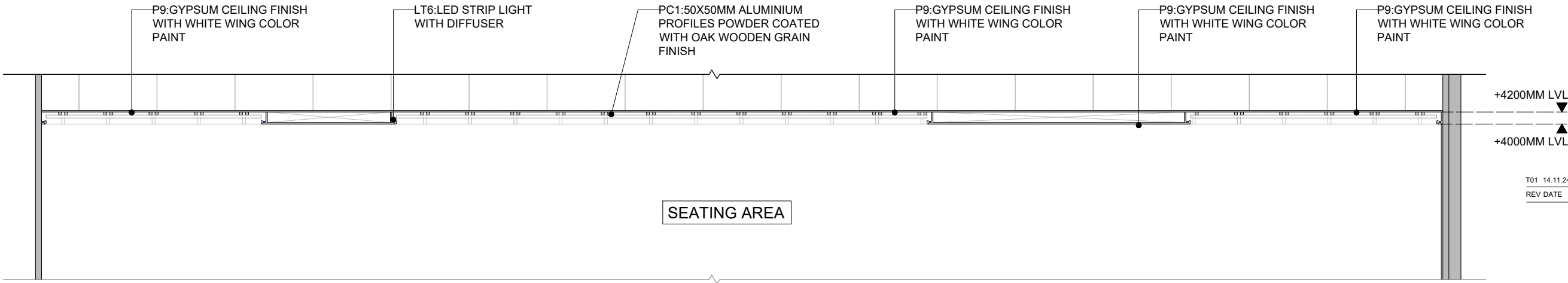
- ALL WORK SHALL BE CARRIED OUT IN ACCORDANCE WITH LOCAL AUTHORITY REGULATIONS. THIS DRAWING IS COPYRIGHT TO SSP GROUP. DO NOT COPY DRAWING WITHOUT PRIOR CONSENT.

NOTES:

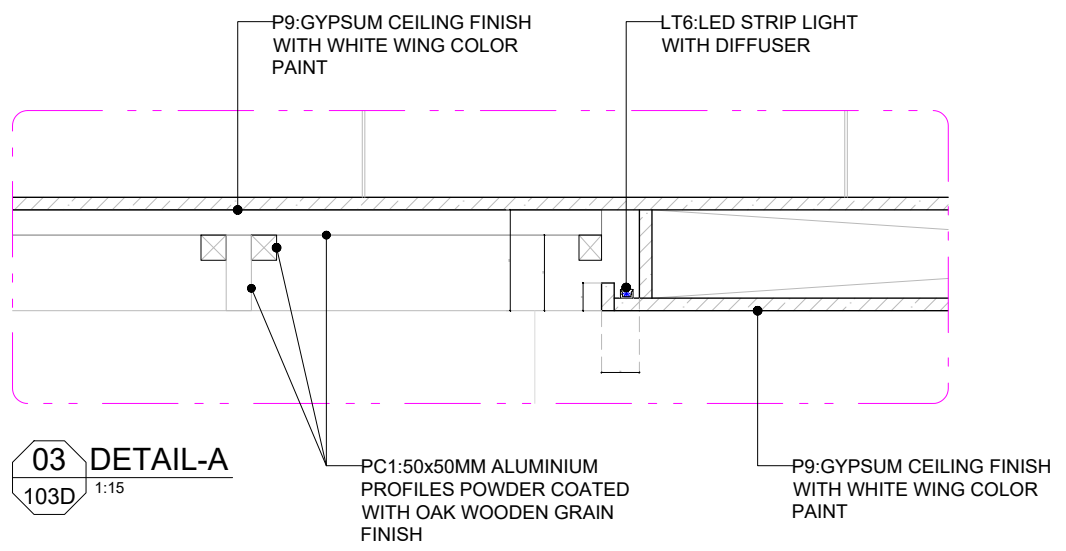
1. MAIN CONTRACTOR TO CONFIRM ALL DIMENSIONS ON SITE PRIOR TO COMMENCING WORKS.
2. ALL DRAWINGS ARE TO BE READ IN CONJUNCTION WITH ARCHITECTURAL SPECIFICATION.
3. STRUCTURAL FIRE AND MECHANICAL ENGINEER'S SUMMARY DRAWINGS AND SPECIFICATIONS.
4. MAIN CONTRACTOR TO CO-ORDINATE ALL SUB-TRADES.
5. JOINER TO LIAISE WITH ELECTRICAL AND PLUMBING CONTRACTORS FOR INSTALLATIONS OF SERVICES.
6. CONTRACTOR TO VERIFY AND SATISFY HIMSELF THAT ALL MATERIALS, FINISHES, DESIGNS ETC. SATISFY ALL STATUTORY/ REGULATORY CODES AS APPLICABLE PRIOR TO EXECUTION.



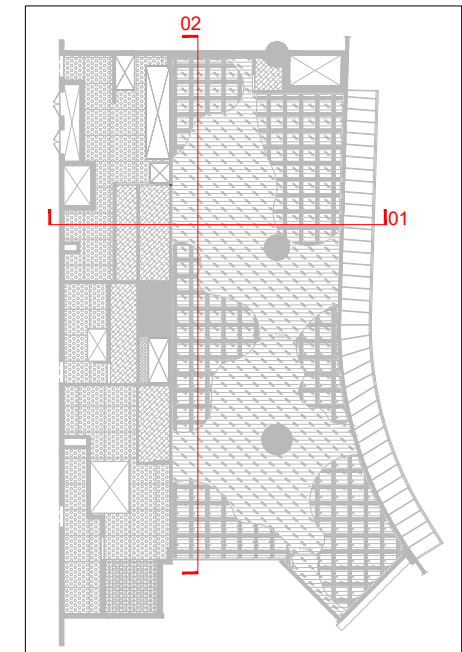
01 SECTION-01
103D 1:50



02 SECTION-02
103D 1:75



03 DETAIL-A
103D 1:15



KEY PLAN

| REV | DATE | DESCRIPTION | HOD | CHK |
|-----|----------|-------------------|-----|-----|
| T01 | 14.11.24 | ISSUED FOR TENDER | | |



PROJECT
F03-07 DOMINOES, B.GALIYAN, IDLY NOIDA INTERNATIONAL AIRPORT LIMITED

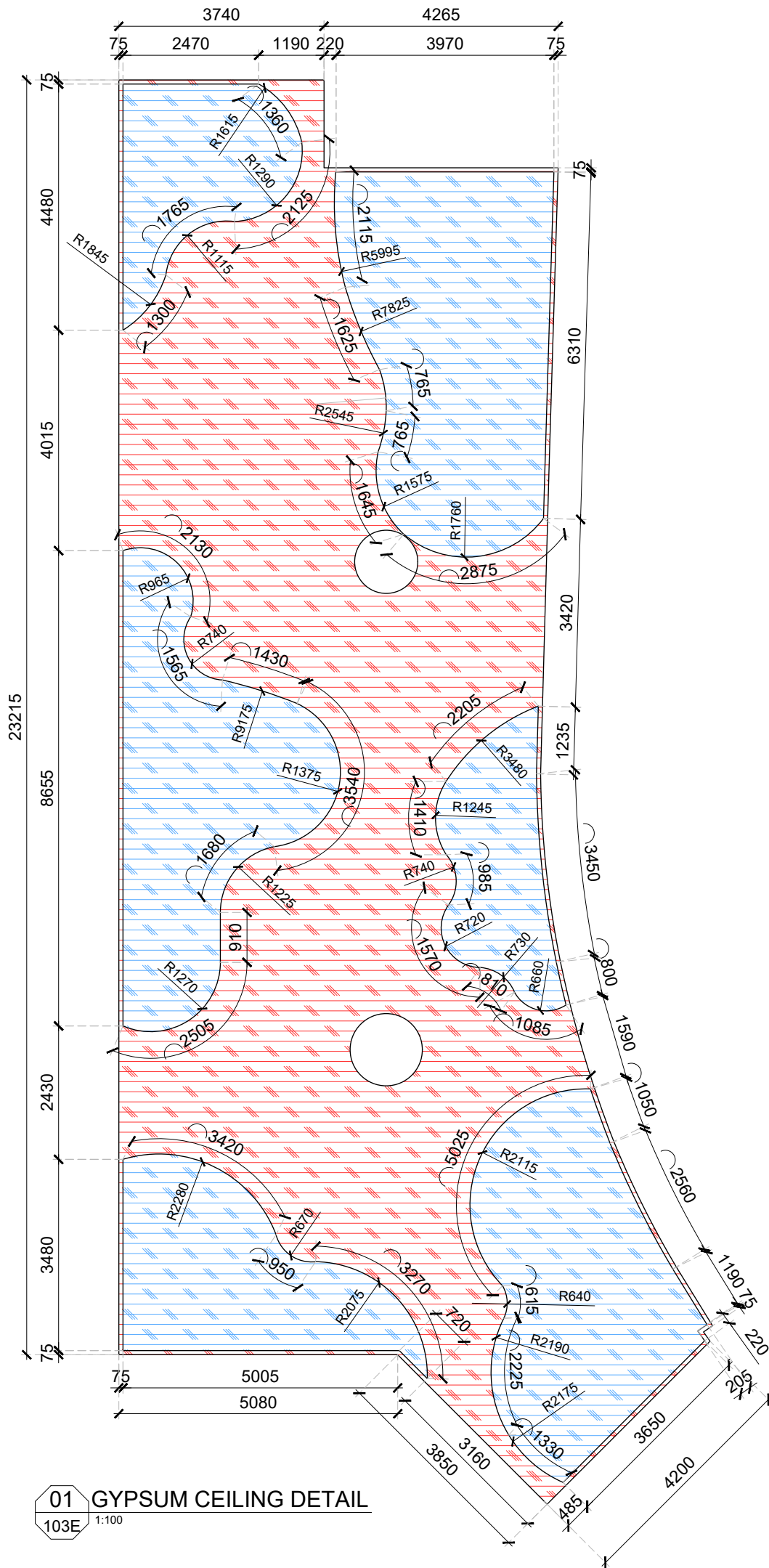
DRAWING TITLE
CEILING SECTIONAL DETAIL

SCALE: AS MENTIONED DATE: 14.11.2024 DRAWN HOD: A3 SHEET

STATUS

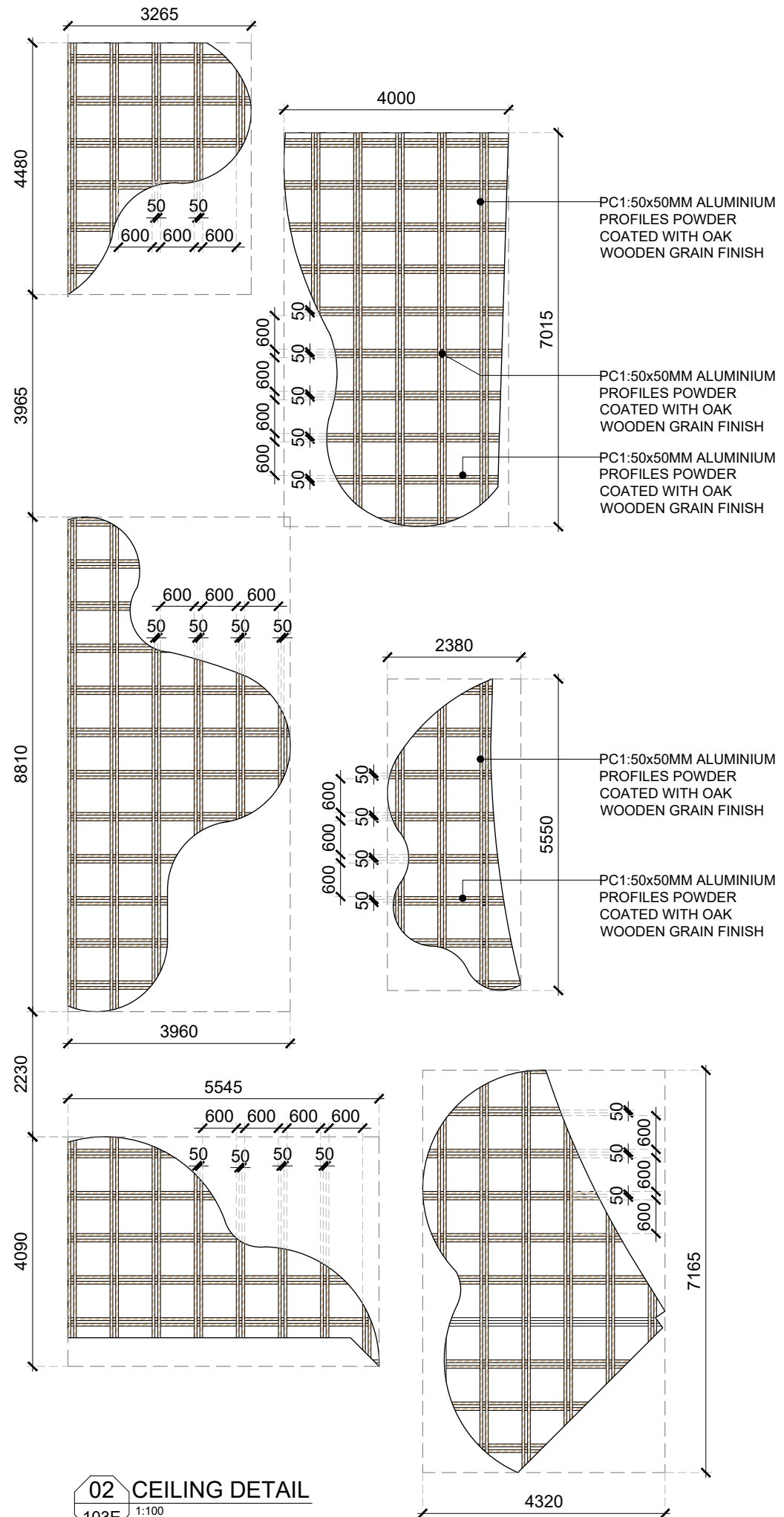
TENDER

ORG PROJECT NO DRAWING TYPE NUMBER REV
TFS 2435 02GA 103D T01



01 GYPSUM CEILING DETAIL
1:100

103E



02 CEILING DETAIL
1:100

103E

GYPSUM CEILING @ +4000 MM
 GYPSUM CEILING @ +4200 MM

| | | |
|--------------|-------------------|---------|
| T01 14.11.24 | ISSUED FOR TENDER | HOD NM |
| REV DATE | DESCRIPTION | DRN CHK |



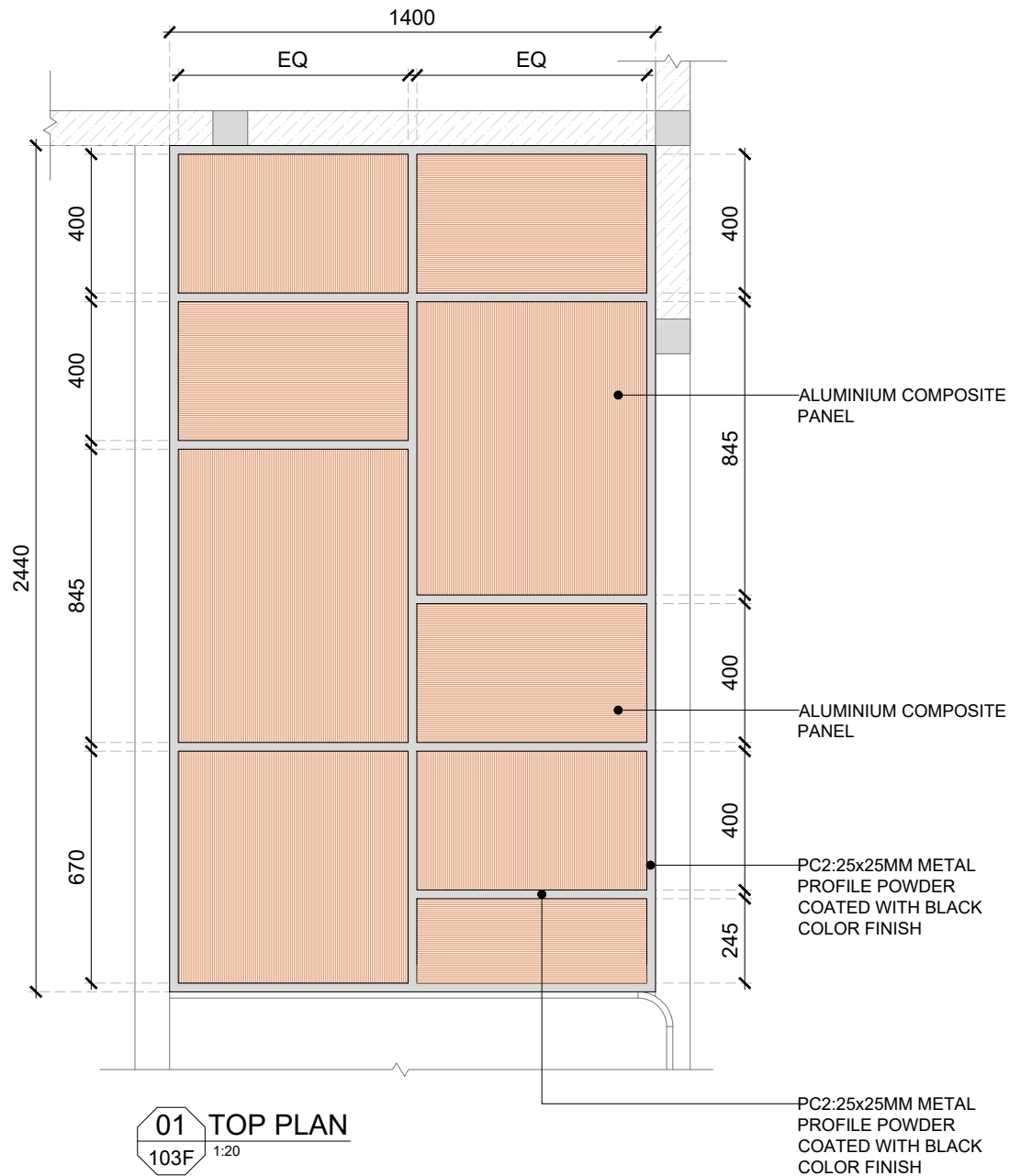
PROJECT
**F03-07 DOMINOES, B.GALIYAN, IDLY
NOIDA INTERNATIONAL
AIRPORT LIMITED**

DRAWING TITLE
CEILING DETAIL PART-A


SCALE 1:100 DATE 14.11.2024 DRAWN HOD A3 SHEET

STATUS
TENDER

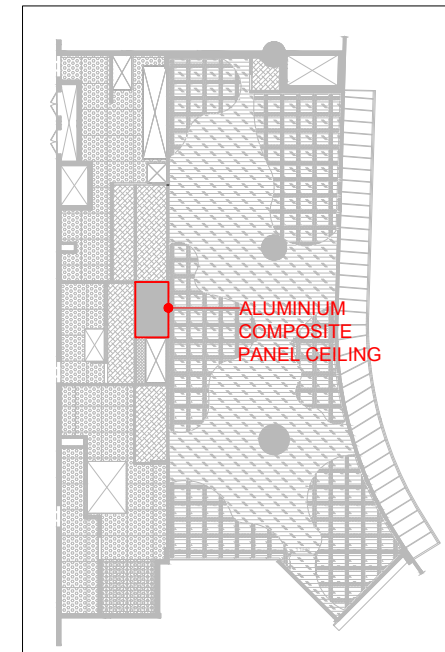
ORG PROJECT NO DRAWING TYPE NUMBER REV
TFS 2435 02GA 103E T01



01 TOP PLAN
103F 1:20



REF.IMAGE



KEY PLAN

GENERAL NOTES:
DO NOT SCALE DRAWING.

- ALL WORK SHALL BE CARRIED OUT IN ACCORDANCE WITH LOCAL AUTHORITY REGULATIONS. THIS DRAWING IS COPYRIGHT TO SSP GROUP. DO NOT COPY DRAWING WITHOUT PRIOR CONSENT.

NOTES:

- MAIN CONTRACTOR TO CONFIRM ALL DIMENSIONS ON SITE PRIOR TO COMMENCING WORKS.
- ALL DRAWINGS ARE TO BE READ IN CONJUNCTION WITH ARCHITECTURAL SPECIFICATION.
- STRUCTURAL, FIRE AND MECHANICAL ENGINEER'S SUMMARY, DRAWINGS AND SPECIFICATIONS.
- MAIN CONTRACTOR TO CO-ORDINATE ALL SUB-TRADES.
- JOINER TO LIAISE WITH ELECTRICAL AND PLUMBING CONTRACTORS FOR INSTALLATIONS OF SERVICES.
- CONTRACTOR TO VERIFY AND SATISFY HIMSELF THAT ALL MATERIALS, FINISHES, DESIGNS ETC. SATISFY ALL STATUTORY/ REGULATORY CODES AS APPLICABLE PRIOR TO EXECUTION.

| REV DATE | DESCRIPTION | HOD NM | DRN CHK |
|--------------|-------------------|--------|---------|
| T01 14.11.24 | ISSUED FOR TENDER | | |



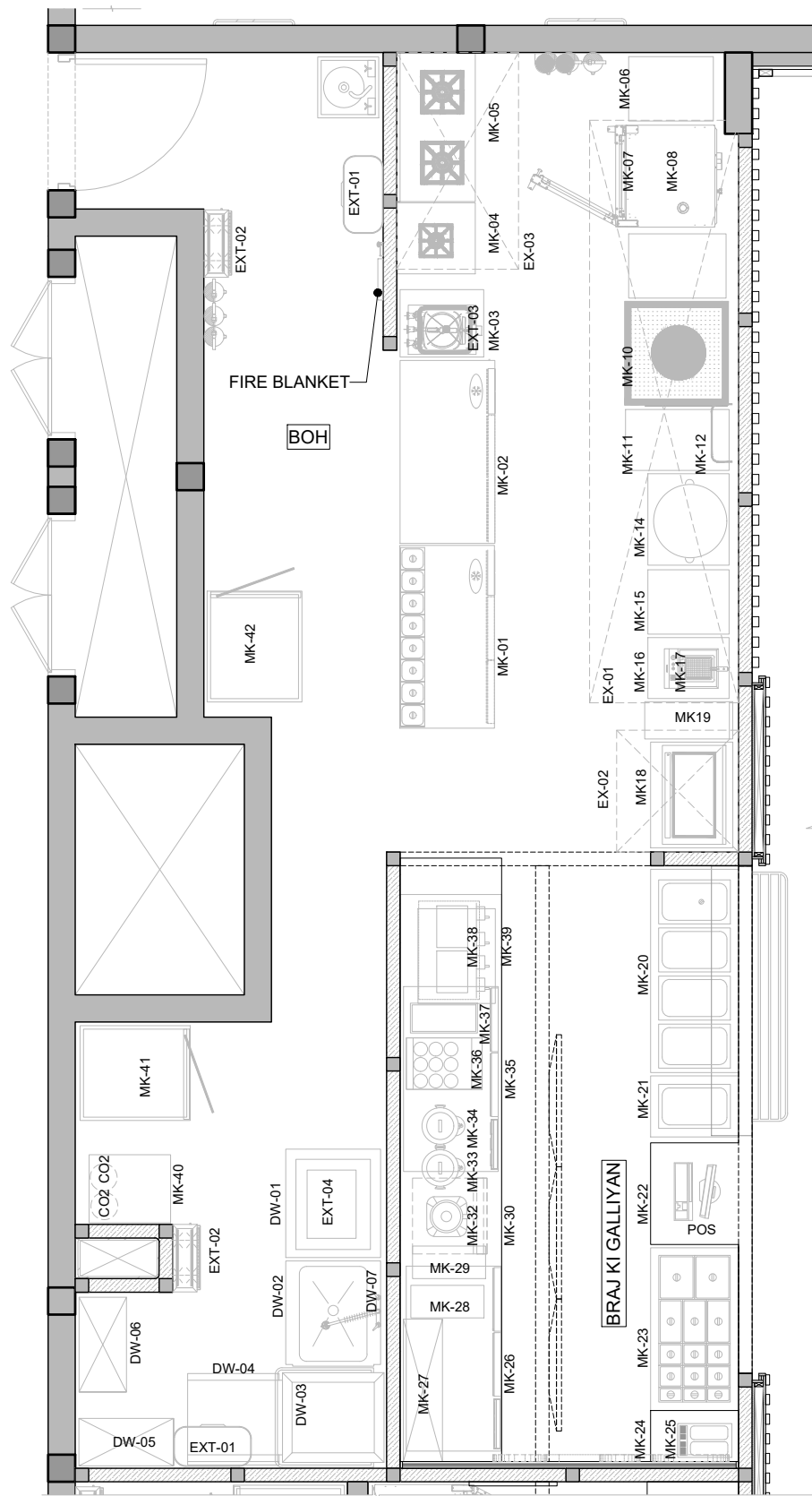
PROJECT
F03-07 DOMINOES, B.GALIYAN, IDLY NOIDA INTERNATIONAL AIRPORT LIMITED

DRAWING TITLE
CEILING DETAIL PART-B

SCALE 1:20 DATE 14.11.2024 DRAWN HOD A3 SHEET

STATUS
TENDER

| ORG | PROJECT NO | DRAWING TYPE | NUMBER | REV |
|-----|------------|--------------|--------|-----|
| TFS | 2435 | 02GA | 103F | T01 |



EQUIPMENT LEGEND-BRAJ KI GALLIYAN

| CODE | DESCRIPTION | QTY |
|----------------|---|-----|
| SERVERY | | |
| MK-01 | TWO DOOR CHILLER WITH RAISE BAIN MARIE (COMPRESSOR ON RHS) | 1 |
| MK-02 | TWO DOOR WORK TOP CHILLER (COMPRESSOR ON RHS) | 1 |
| MK-03 | SINK WITH CROSS BRACING | 1 |
| MK-04 | SINGLE BURNER RANGE | 1 |
| MK-05 | TWO BURNER RANGE | 1 |
| MK-06 | SIDE TABLE WITH 2 U/S | 1 |
| MK-07 | TABLE FOR KEEPING COMBI - OVEN WITH ARRANGEM | 1 |
| MK-08 | COMBI OVEN | 1 |
| MK-09 | SIDE TABLE WITH 2 U/S | 1 |
| MK-10 | SS TANDOOR GAS OPERATED | 1 |
| MK-11 | ROLLING TABLE | 1 |
| MK-12 | SKEWER HANGING ROD | 1 |
| MK-13 | SPARE NUMBER | 1 |
| MK-14 | BULK KADAI | 1 |
| MK-15 | FRY DUMP TABLE | 1 |
| MK-16 | SIDE TABLE | 1 |
| MK-17 | SINGLE BASKET DEEP FAT FRYER - TABLE MODEL | 1 |
| MK-18 | WORK TABLE WITH 1 U/S | 1 |
| MK-19 | HOT PLATE WITH ONE U/S | 1 |
| MK-20 | HOT BAIN MARIE WITH SNEEZE GUARD (4 NOS 1/1 GN PAN) | 1 |
| MK-21 | COLD BAIN MARIE WITH SNEEZE GUARD (1 NOS 1/1 GN PAN) | 1 |
| MK-22 | COUNTER FOR POS WITH BOTTOM STORAGE - AS PER OPERATIONS REQUIREMENT | 1 |
| MK-23 | COLD BAIN MARIE WITH DRAWER CHILLER BELOW | 1 |
| MK-24 | COUNTER FOR JUICE DISPENCER | 1 |
| MK-25 | JUICE DISPENSER | 1 |
| MK-26 | TWO DOOR WORK TOP REFRIGERATOR (COMPRESSOR ON RHS) | 1 |
| MK-27 | LIVE CROSS COLD WELL FOR DISPLAY WITH LIGHT (SUSHI COUNTER TYPE) | 1 |
| MK-28 | TABLE TOP AUTOMATC JUICE EXTRACTORS J 100 | 1 |
| MK-29 | TABLE TOP AUTOMATC JUICE EXTRACTORS J 80 | 1 |
| MK-30 | ICE CUBE MACHINE | 1 |

| | | |
|---------------------|--|---|
| MK-31 | SPARE NUMBER | 1 |
| MK-32 | BLENDER | 1 |
| MK-33 | MILK BOILER - 9 LITRES | 1 |
| MK-34 | WATER BOILER - 18 LITRES | 1 |
| MK-35 | TWO DOOR WORK TOP REFRIGERATOR (COMPRESSOR ON RHS) | 1 |
| MK-36 | COFFEE MACHIN KALERM X 585 | 1 |
| MK-37 | MILK FRIDGE | 1 |
| MK-38 | FOUNTAN MACHINE | 1 |
| MK-39 | BELOW SPACE FOR CYRUP | 1 |
| MK-40 | CO2 CABINET | 1 |
| MK-41 | 2 DOOR VERTICAL FREEZER | 1 |
| MK-42 | 2 DOOR VERTICAL CHILLER | 1 |
| MK-43 | KNEE OPERATED HAND WASH SINK | 1 |
| DISH WASH | | |
| DW-01 | SOILED DISH RECIVING TABLE WITH GARBAGE CHUTE | 1 |
| DW-02 | SINK UNIT | 1 |
| DW-03 | HOOD TYPE DISH WASHER (ELECTRICALLY OPERATED) | 1 |
| DW-04 | UNLOADING TABLE WITH 2 UNDERSHELVES | 1 |
| DW-05 | CLEAN DISH RACK | 1 |
| DW-06 | CLEAN DISH RACK | 1 |
| DW-07 | PRE - RINSE FAUCET | 1 |
| EXHAUST HOOD | | |
| EX-01 | EXHAUST HOOD WITH SS FILTERS | 1 |
| EX-02 | EXHAUST HOOD WITH SS FILTERS | 1 |
| EX-03 | EXHAUST HOOD WITH SS FILTERS | 1 |
| OTHER ITEMS | | |
| EXT-01 | WATER BOILER (GEYSER) | 2 |
| EXT-02 | INSECT KILLER | 2 |
| EXT-03 | GREASE TRAP - 7 KG GREASE CAPACITY | 1 |
| EXT-04 | GREASE TRAP - 13 KG GREASE CAPACITY | 1 |

GENERAL NOTES:
DO NOT SCALE DRAWING.

- ALL WORK SHALL BE CARRIED OUT IN ACCORDANCE WITH LOCAL AUTHORITY REGULATIONS. THIS DRAWING IS COPYRIGHT TO SSP GROUP. DO NOT COPY DRAWING WITHOUT PRIOR CONSENT.

NOTES:

1. MAIN CONTRACTOR TO CONFIRM ALL DIMENSIONS ON SITE PRIOR TO COMMENCING WORKS.
2. ALL DRAWINGS ARE TO BE READ IN CONJUNCTION WITH ARCHITECTURAL SPECIFICATION.
3. STRUCTURAL, FIRE AND MECHANICAL ENGINEER'S SUMMARY DRAWINGS AND SPECIFICATIONS.
4. MAIN CONTRACTOR TO CO-ORDINATE ALL SUB-TRADES.
5. JOINER TO LIAISE WITH ELECTRICAL AND PLUMBING CONTRACTORS FOR INSTALLATIONS OF SERVICES.
6. CONTRACTOR TO VERIFY AND SATISFY HIMSELF THAT ALL MATERIALS, FINISHES, DESIGNS ETC. SATISFY ALL STATUTORY/ REGULATORY CODES AS APPLICABLE PRIOR TO EXECUTION.

T01 14.11.24 ISSUED FOR TENDER HOD NM
REV DATE DESCRIPTION DRN CHK



PROJECT
F03-07 DOMINOES, B.GALIYAN, IDLY
NOIDA INTERNATIONAL
AIRPORT LIMITED

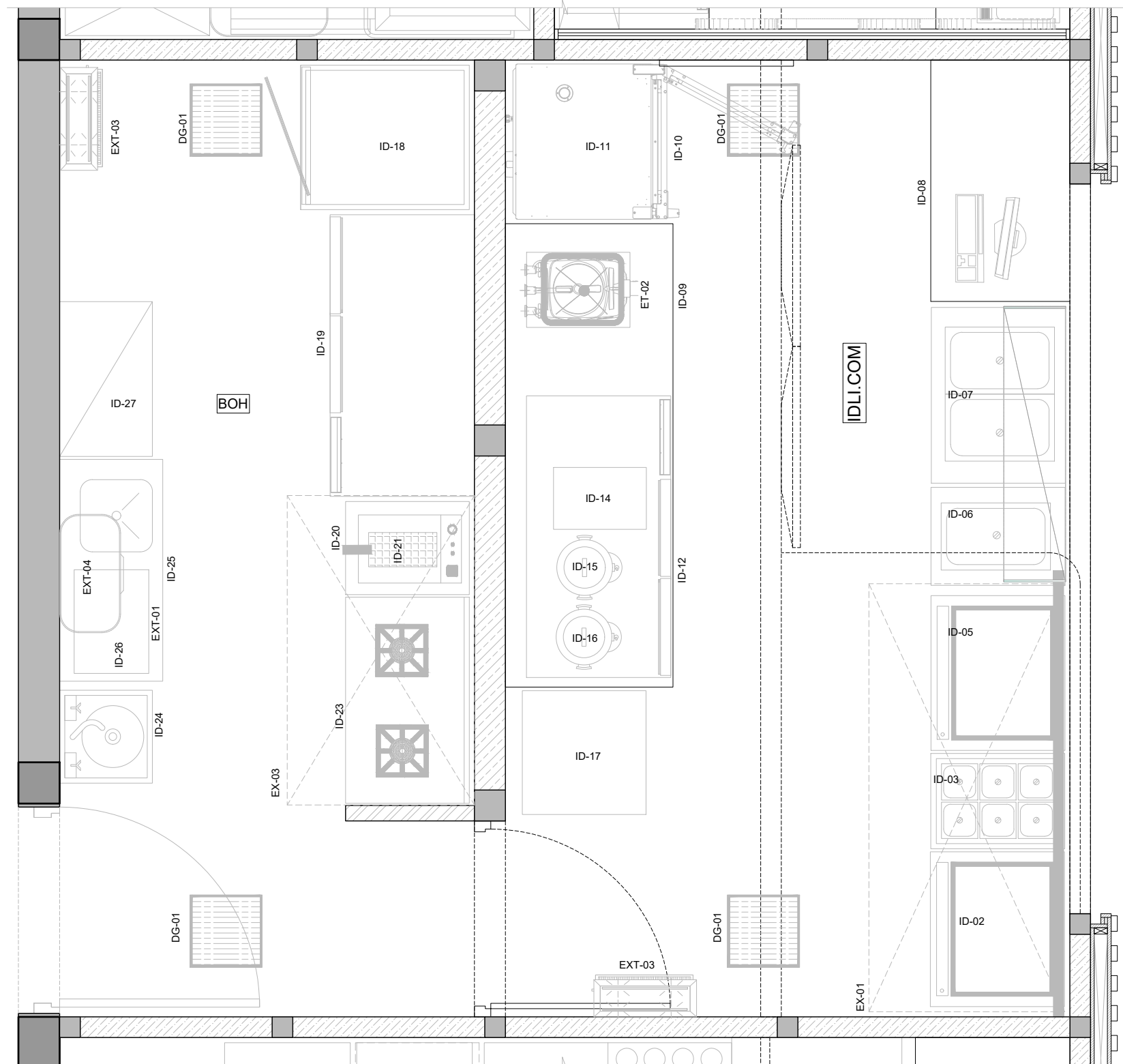
DRAWING TITLE
EQUIPMENT LAYOUT
(BRAJ KI GALLIYAN)

SCALE 1:50 DATE 14.11.2024 DRAWN HOD A3 SHEET

STATUS
TENDER

ORG PROJECT NO DRAWING TYPE NUMBER REV
TFS 2435 02GA 104A T01

01 EQUIPMENT LAYOUT(BRAJ KI GALLIYAN)
104A 1:50



EQUIPMENT LEGEND-IDLI.COM

| CODE | DESCRIPTION | QTY |
|----------------------|---|-----|
| ID-01 | SPARE NUMBER | 1 |
| ID-02 | HOT PLATE WITH 1 U/S | 1 |
| ID-03 | 1/1 GN PAN AMBIENT BAIN MARIE | 1 |
| ID-04 | SPARE NUMBER | 1 |
| ID-05 | TABLE TOP HOT PLATE | 1 |
| ID-06 | 1/1 GN PAN COLD BAIN MARIE | 1 |
| ID-07 | 1/1 GN PAN 2 CONTAINERS HOT BAIN MARIE | 1 |
| ID-08 | COUNTER WITH BOTTOM STORAGE AND DOOR - AS PER OPERATION TEAMS INPUT | 1 |
| ID-09 | COUNTER MODEL SINK | 1 |
| ID-10 | COMBI OVEN | 1 |
| ID-11 | TABLE FOR KEEPING COMBI - OVEN WITH ARRANGEMENTS FOR KEEPING TRAYS | 1 |
| ID-12 | TWO DOOR WORK TOP REFRIGERATOR (COMPRESSOR ON RHS) | 1 |
| ID-13 | SPARE NUMBER | 1 |
| ID-14 | FILTER COFFEE MACHINE - 3 LITRES CAPACITY | 1 |
| ID-15 | MILK BOILER - 9 LITRES | 1 |
| ID-16 | WATER BOILER - 18 LITRES | 1 |
| ID-17 | VISI COOLER | 1 |
| ID-18 | 2 DOOR VERTICAL CHILLER | 1 |
| ID-19 | TWO DOOR WORK TOP REFRIGERATOR (COMPRESSOR ON RHS) | 1 |
| ID-20 | WORK TABLE WITH 2 U/S | 1 |
| ID-21 | SINGLE BASKET DEEP FAT FRYER - TABLE MODEL | 1 |
| ID-22 | SPARE NUMBER | 1 |
| ID-23 | TWO BURNER RANGE WITH 1 U/S | 1 |
| ID-24 | KNEE OPERATED HAND WASH SINK | 1 |
| ID-25 | WORK TABLE WITH SINK | 1 |
| ID-26 | WALL SHELVES | 1 |
| ID-27 | SS STORAGE RACK - 5 SHELVES 3 SIDES UP AND FRONT SIDE DOWN | 1 |
| DRAIN GRATING | | |
| DG-01 | SS DRAIN GRATING | 4 |
| EXHAUST HOOD | | |
| EX-01 | EXHAUST HOOD WITH SS FILTERS | 1 |
| EX-02 | EXHAUST HOOD WITH SS FILTERS | 1 |
| EX-03 | EXHAUST HOOD WITH SS FILTERS | 1 |
| OTHER ITEM | | |
| EXT-01 | WATER BOILER(GEYSER) | 1 |
| EXT-02 | AIR CURTAIN | |
| EXT-03 | INSECT KILLER | 2 |
| EXT-04 | GARBAGE BINS | |
| EXT-05 | GREASE TRAP - 7 KG GREASE CAPACITY | 1 |
| EXT-06 | GREASE TRAP - 13 KG GREASE CAPACITY | 1 |

GENERAL NOTES:
DO NOT SCALE DRAWING.

- ALL WORK SHALL BE CARRIED OUT IN ACCORDANCE WITH LOCAL AUTHORITY REGULATIONS. THIS DRAWING IS COPYRIGHT TO SSP GROUP. DO NOT COPY DRAWING WITHOUT PRIOR CONSENT.

NOTES:

- MAIN CONTRACTOR TO CONFIRM ALL DIMENSIONS ON SITE PRIOR TO COMMENCING WORKS.
- ALL DRAWINGS ARE TO BE READ IN CONJUNCTION WITH ARCHITECTURAL SPECIFICATION.
- STRUCTURAL, FIRE AND MECHANICAL ENGINEER'S SUMMARY DRAWINGS AND SPECIFICATIONS.
- MAIN CONTRACTOR TO CO-ORDINATE ALL SUB-TRADES.
- JOINER TO LIAISE WITH ELECTRICAL AND PLUMBING CONTRACTORS FOR INSTALLATIONS OF SERVICES.
- CONTRACTOR TO VERIFY AND SATISFY HIMSELF THAT ALL MATERIALS, FINISHES, DESIGNS ETC. SATISFY ALL STATUTORY/ REGULATORY CODES AS APPLICABLE PRIOR TO EXECUTION.

01 EQUIPMENT LAYOUT(IDLI.COM)
104B 1:25

T01 14.11.24 ISSUED FOR TENDER HOD NM
REV DATE DESCRIPTION DRN CHK



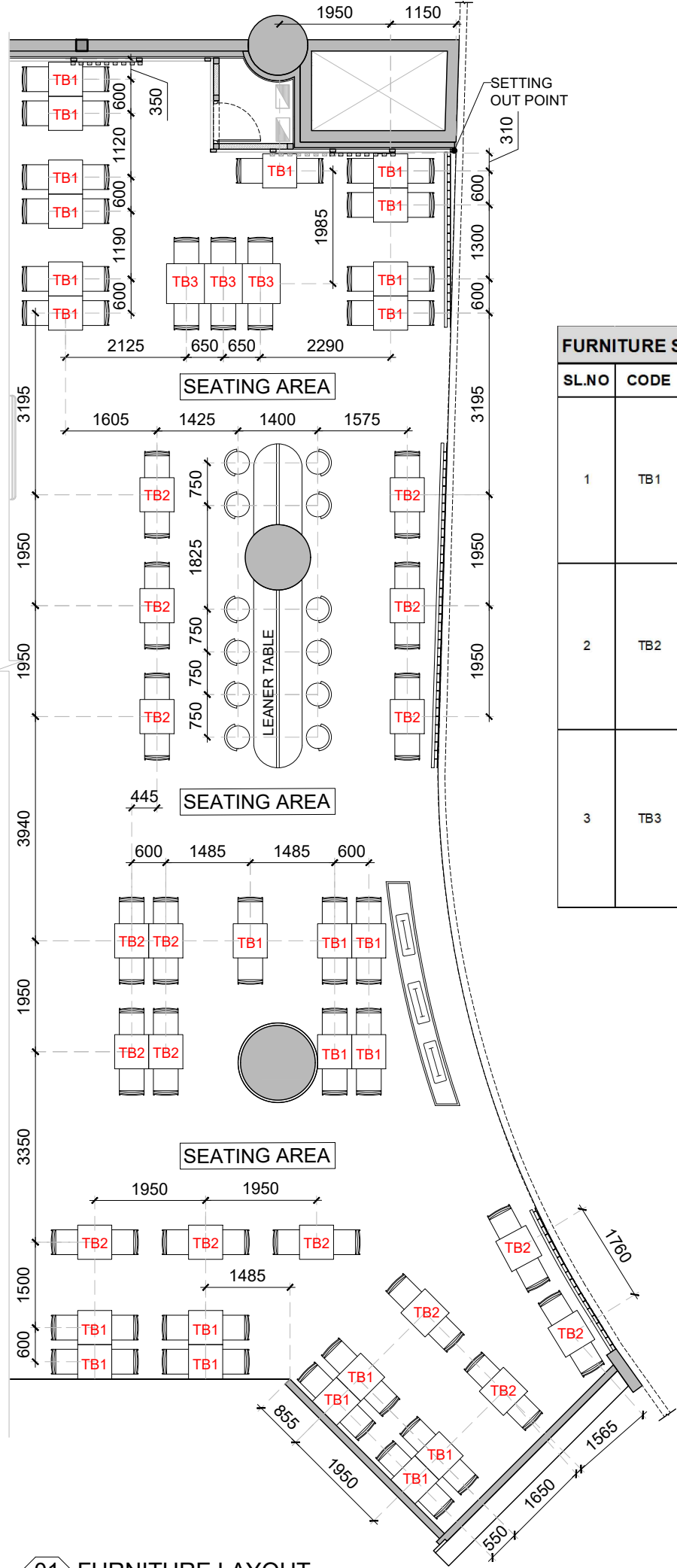
PROJECT
F03-07 DOMINOES, B.GALIYAN, IDLY NOIDA INTERNATIONAL AIRPORT LIMITED

DRAWING TITLE
EQUIPMENT LAYOUT(IDLI.COM)

SCALE 1:25 DATE 14.11.2024 DRAWN HOD A3 SHEET

STATUS
TENDER

ORG PROJECT NO DRAWING TYPE NUMBER REV
TFS 2435 02GA 104B T01



| FURNITURE SCHEDULE | | | | | | | | | |
|--------------------|------|-----------------|-----|-------|-------|--------|--------------------|--|-------|
| SL.NO | CODE | DESCRIPTION | QTY | WIDTH | DEPTH | HEIGHT | SUPPLIER/REFERENCE | FINISH | IMAGE |
| 1 | TB1 | DINING TABLE-01 | 24 | 600MM | 600MM | 750MM | SOURCE LOCALLY | TABLE TOP:40 MM THK TABLE TOP, OAK WOOD LAMINATE FINISH LEGS :POWDERCOATED CIRCULAR HOLLOW METAL TUBE BASE PLATE:POWDER COATED CIRCULAR METAL PLATE | |
| 2 | TB2 | DINING TABLE-02 | 17 | 600MM | 600MM | 750MM | SOURCE LOCALLY | TABLE TOP:40 MM THK TABLE TOP,AUTHENTIC PALLADIANA STYLE TERRAZZO TILE LEGS :POWDERCOATED CIRCULAR HOLLOW METAL TUBE BASE PLATE:POWDER COATED CIRCULAR METAL PLATE | |
| 3 | TB3 | DINING TABLE-03 | 3 | 700MM | 665MM | 750MM | SOURCE LOCALLY | TABLE TOP:40 MM THK TABLE TOP,OAK WOOD LAMINATE LEGS :POWDERCOATED CIRCULAR HOLLOW METAL TUBE BASE PLATE:POWDER COATED CIRCULAR METAL PLATE | |

GENERAL NOTES:
DO NOT SCALE DRAWING.

- ALL WORK SHALL BE CARRIED OUT IN ACCORDANCE WITH LOCAL AUTHORITY REGULATIONS.THIS DRAWING IS COPYRIGHT TO SSP GROUP .DO NOT COPY DRAWING WITHOUT PRIOR CONSENT.

NOTES:

1. MAIN CONTRACTOR TO CONFIRM ALL DIMENSIONS ON SITE PRIOR TO COMMENCING WORKS.
2. ALL DRAWINGS ARE TO BE READ IN CONJUNCTION WITH ARCHITECTURAL SPECIFICATION.
3. STRUCTURAL, FIRE AND MECHANICAL ENGINEER'S SUMMARY, DRAWINGS AND SPECIFICATIONS.
4. MAIN CONTRACTOR TO CO-ORDINATE ALL SUB-TRADES.
5. JOINER TO LIAISE WITH ELECTRICAL AND PLUMBING CONTRACTORS FOR INSTALLATIONS OF SERVICES.
6. CONTRACTOR TO VERIFY AND SATISFY HIMSELF THAT ALL MATERIALS, FINISHES, DESIGNS ETC. SATISFY ALL STATUTORY/ REGULATORY CODES AS APPLICABLE PRIOR TO EXECUTION.

T01 14.11.24 ISSUED FOR TENDER HOD NM
REV DATE DESCRIPTION DRN CHK



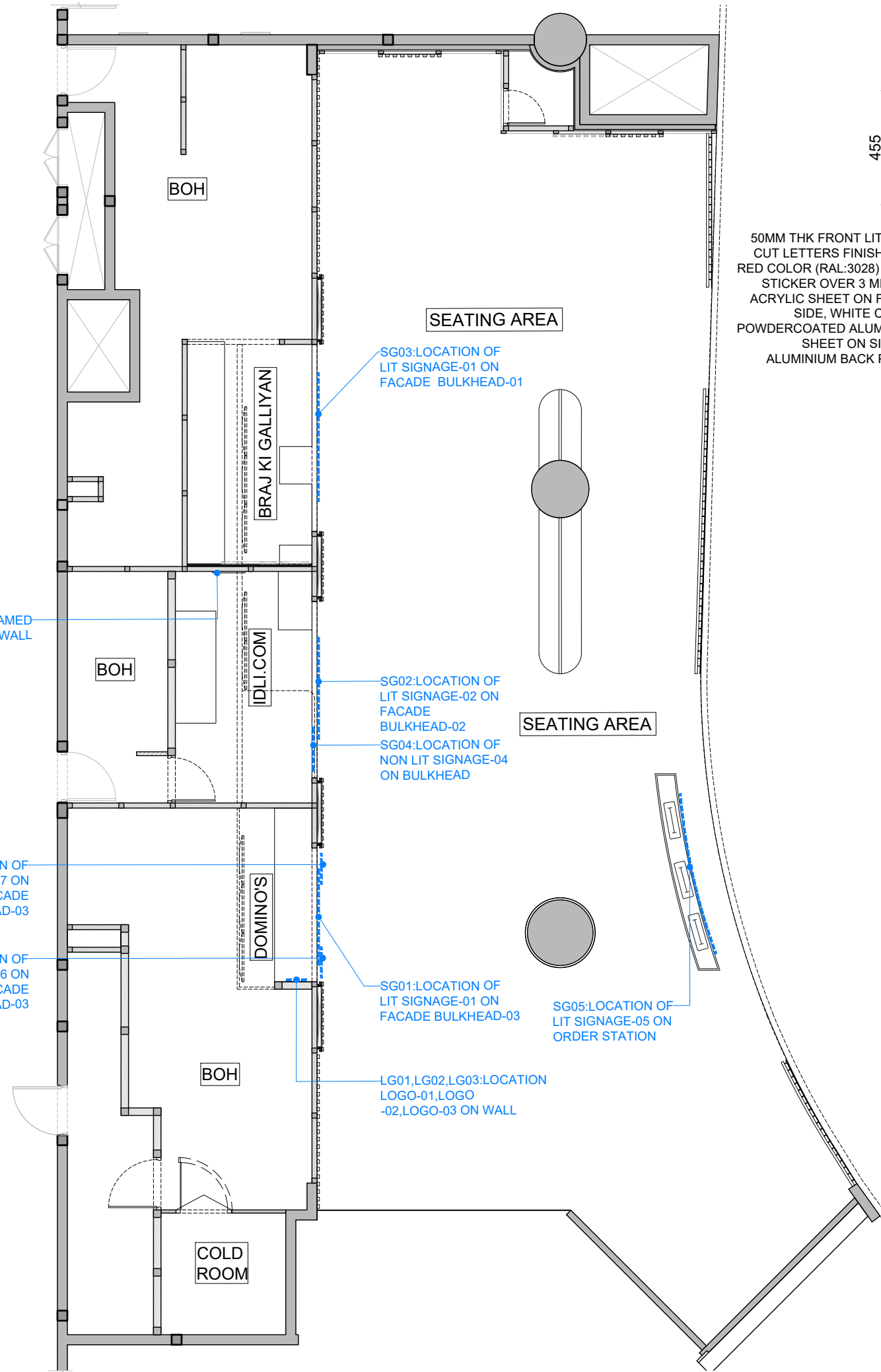
PROJECT
F03-07 DOMINOES, B.GALIYAN, IDLY
NOIDA INTERNATIONAL
AIRPORT LIMITED

DRAWING TITLE
FURNITURE LAYOUT

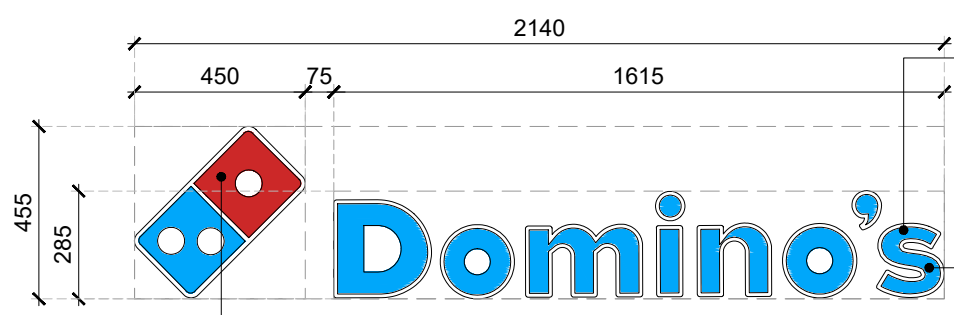
SCALE 1:100 DATE 14.11.2024 DRAWN HOD A3 SHEET

STATUS
TENDER

ORG PROJECT NO DRAWING TYPE NUMBER REV
TFS 2435 02GA 105 T01



01 SIGNAGE & FRAMED POSTER LAYOUT -PART:A
106A 1:100




50MM THK FRONT LIT FRET CUT LETTERS FINISH WITH RED COLOR (RAL:3028) VINYL STICKER OVER 3 MM THK ACRYLIC SHEET ON FRONT SIDE, WHITE COLOR POWDERCOATED ALUMINIUM SHEET ON SIDES & ALUMINIUM BACK PANEL

02 SG01:LIT SIGNAGE-01
106A 1:20

50MM THK FRONT LIT FRET CUT LETTERS FINISH WITH 3 MM THK ACRYLIC SHEET ON FRONT SIDE, WHITE COLOR POWDERCOATED ALUMINIUM SHEET ON SIDES & ALUMINIUM BACK PANEL

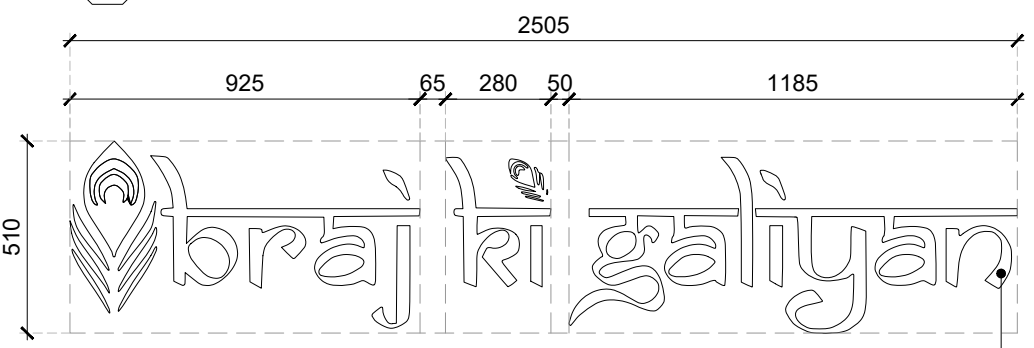
50MM THK FRONT LIT FRET CUT LETTERS FINISH WITH BLUE COLOR (RAL:5002) VINYL STICKER OVER 3 MM THK ACRYLIC SHEET ON FRONT SIDE, WHITE COLOR POWDERCOATED ALUMINIUM SHEET ON SIDES & ALUMINIUM BACK PANEL



50MM THK FRONT LIT FRET CUT LETTERS FINISH WITH 3 MM THK ACRYLIC SHEET ON FRONT SIDE, WHITE COLOR POWDERCOATED ALUMINIUM SHEET ON SIDES & ALUMINIUM BACK PANEL

PURE GREEN COLOR (RAL:6037) POWDER COATED ALUMINIUM BACK PANEL

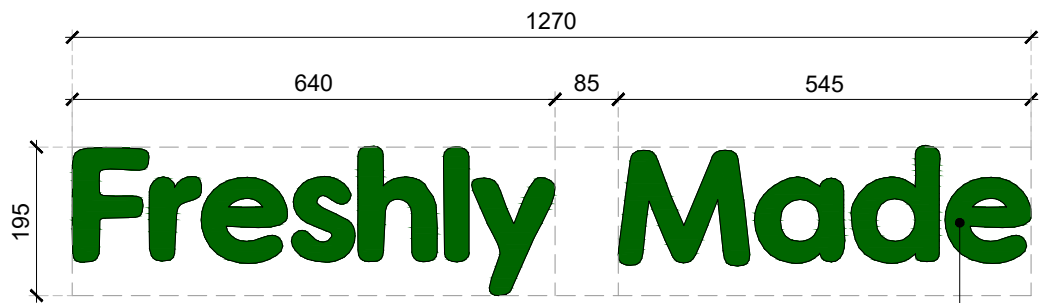
03 SG02: LIT SIGNAGE-02
106A 1:15



50MM THK FRONT LIT FRET CUT LETTERS FINISH WITH COLZA YELLOW COLOR (RAL:1021) VINYL STICKER OVER 3 MM THK ACRYLIC SHEET ON FRONT SIDE, YELLOW COLOR POWDERCOATED ALUMINIUM SHEET ON SIDE & ALUMINIUM BACK PANEL

04 SG03:LIT SIGNAGE-03
106A 1:20

50MM THK FRONT LIT FRET CUT LETTERS FINISH WITH 3 MM THK WHITE COLOR ACRYLIC SHEET ON FRONT SIDE, TRAFFIC PURPLE COLOR (RAL:4006) POWDERCOATED ALUMINIUM SHEET ON SIDES & ALUMINIUM BACK PANEL



05 SG04: SIGNAGE-04
106A 1:10

50MM THK FRET CUT LETTERS FINISH WITH PURE GREEN COLOR (RAL:6037) VINYL STICKER OVER 3 MM THK ACRYLIC SHEET ON FRONT SIDE, GREEN COLOR POWDERCOATED ALUMINIUM SHEET ON SIDE & ALUMINIUM BACK PANEL

| REV | DATE | DESCRIPTION | HOD NM | DRN CHK |
|-----|----------|-------------------|--------|---------|
| T01 | 14.11.24 | ISSUED FOR TENDER | | |



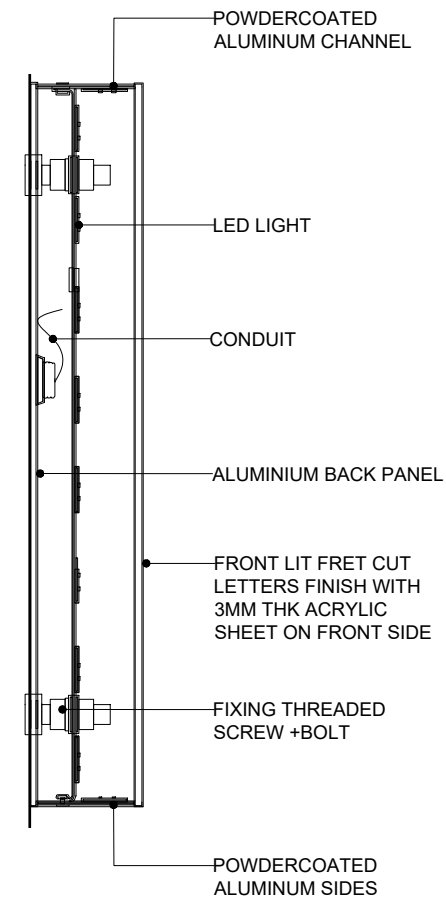
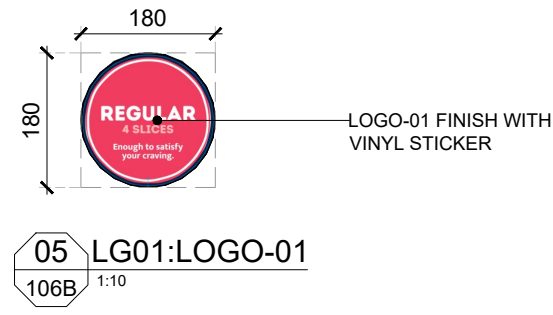

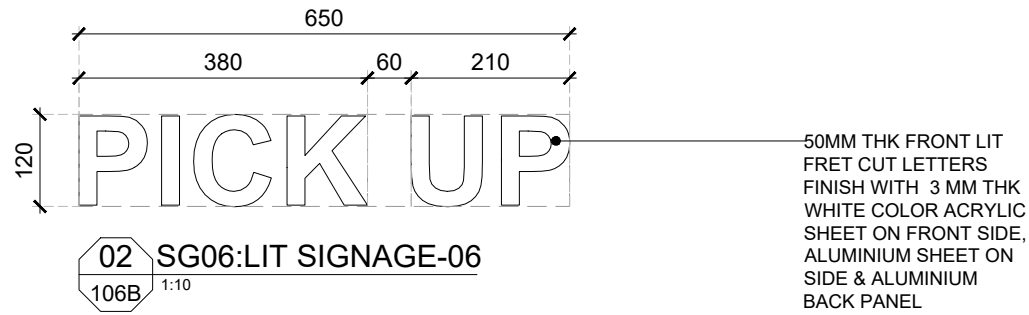

PROJECT
F03-07 DOMINOES, B.GALIYAN, IDLY
NOIDA INTERNATIONAL
AIRPORT LIMITED

DRAWING TITLE
SIGNAGE & FRAMED POSTER
LAYOUT-PART:A

SCALE 1:100 DATE 14.11.2024 DRAWN HOD A3 SHEET

STATUS
TENDER

ORG PROJECT NO DRAWING TYPE NUMBER REV
TFS 2435 02GA 106A T01



| REV | DATE | DESCRIPTION | HOD | CHK |
|-----|----------|-------------------|-----|-----|
| T01 | 14.11.24 | ISSUED FOR TENDER | | |














PROJECT
F03-07 DOMINOES, B.GALIYAN, IDLY
NOIDA INTERNATIONAL
AIRPORT LIMITED

DRAWING TITLE
SIGNAGE & FRAMED POSTER
DETAIL-PART:B

SCALE 1:100 DATE 14.11.2024 DRAWN HOD A3 SHEET

STATUS
TENDER

ORG PROJECT NO DRAWING TYPE NUMBER REV
TFS 2435 02GA 106B T01

| SIGNAGES SCHEDULE | | | | | | | | |
|-------------------|------------------|-----|--------|--------|--------------------|---|---|---|
| ITEM | DESCRIPTION | QTY | WIDTH | HEIGHT | SUPPLIER | FINISH | DESCRIPTION | IMAGE |
| SG01 | LIT SIGNAGE-01 | 1 | 2255MM | 355MM | SIGNAGE CONTRACTOR | *3D FORMED LETTERS WITH 50MM THK FRONT LIT FRET CUT LETTERS FINISH WITH 3 MM THK ACRYLIC SHEET ON FRONT SIDE, WHITE COLOR POWDERCOATED ALUMINIUM SHEET ON SIDES & ALUMINIUM BACK PANEL *50MM THK FRONT LIT FRET CUT LETTERS FINISH WITH RED COLOR (RAL:3028) VINYL STICKER OVER 3 MM THK ACRYLIC SHEET ON FRONT SIDE, WHITE COLOR POWDERCOATED ALUMINIUM SHEET ON SIDES & ALUMINIUM BACK PANEL | FRONT LIT SIGNAGE FIXED TO FACADE BULKHEAD-03. ACRYLIC LETTERING WITH INDIVIDUAL LIGHTING TO EACH LETTERS |  |
| SG02 | LIT SIGNAGE-02 | 1 | 1890MM | 435MM | SIGNAGE CONTRACTOR | *50MM THK FRONT LIT FRET CUT LETTERS FINISH WITH 3 MM THK ACRYLIC SHEET ON FRONT SIDE, WHITE COLOR POWDERCOATED ALUMINIUM SHEET ON SIDES & ALUMINIUM BACK PANEL *PURE GREEN COLOR (RAL:6037) POWDERCOATED ALUMINIUM BACK PANEL *50MM THK FRONT LIT FRET CUT LETTERS FINISH WITH COLZA YELLOW COLOR (RAL:1021) VINYL STICKER OVER 3 MM THK ACRYLIC SHEET ON FRONT SIDE, YELLOW COLOR POWDERCOATED ALUMINIUM SHEET ON SIDE & ALUMINIUM BACK PANEL | FRONT LIT SIGNAGE FIXED TO FACADE BULKHEAD-02. ACRYLIC LETTERING WITH INDIVIDUAL LIGHTING TO EACH LETTERS |  |
| SG03 | LIT SIGNAGE-03 | 1 | 2505MM | 510MM | SIGNAGE CONTRACTOR | 3D FORMED LETTERS WITH 50MM THK FRONT LIT FRET CUT LETTERS FINISH WITH 3 MM THK WHITE COLOR ACRYLIC SHEET ON FRONT SIDE, TRAFFIC PURPLE COLOR (RAL:4006) POWDERCOATED ALUMINIUM SHEET ON SIDES & ALUMINIUM BACK PANEL | FRONT LIT SIGNAGE FIXED TO FACADE BULKHEAD-01. ACRYLIC LETTERING WITH INDIVIDUAL LIGHTING TO EACH LETTERS |  |
| SG04 | LIT SIGNAGE-04 | 1 | 1270MM | 195MM | SIGNAGE CONTRACTOR | 3D FORMED LETTERS WITH 50MM THK FRET CUT LETTERS FINISH WITH PURE GREEN COLOR (RAL:6037) VINYL STICKER OVER 3 MM THK ACRYLIC SHEET ON FRONT SIDE, GREEN COLOR POWDERCOATED ALUMINIUM SHEET ON SIDE & ALUMINIUM BACK PANEL | NON LIT SIGNAGE FIXED TO BULKHEAD ACRYLIC LETTERING WITH INDIVIDUAL LIGHTING TO EACH OTHER |  |
| SG05 | LIT SIGNAGE-05 | 1 | 930MM | 260MM | SIGNAGE CONTRACTOR | 3D FORMED LETTERS WITH 50MM THK FRONT LIT FRET CUT LETTERS FINISH WITH 3 MM THK WHITE COLOR ACRYLIC SHEET ON FRONT SIDE, ALUMINIUM SHEET ON SIDE & ALUMINIUM BACK PANEL | FRONT LIT SIGNAGE FIXED TO ORDER STATION, ACRYLIC LETTERING WITH INDIVIDUAL LIGHTING TO EACH OTHER |  |
| SG06 | LIT SIGNAGE-06 | 1 | 650MM | 120MM | SIGNAGE CONTRACTOR | 3D FORMED LETTERS WITH 50MM THK FRONT LIT FRET CUT LETTERS FINISH WITH 3 MM THK WHITE COLOR ACRYLIC SHEET ON FRONT SIDE, ALUMINIUM SHEET ON SIDE & ALUMINIUM BACK PANEL | FRONT LIT SIGNAGE FIXED TO FACADE BULKHEAD-03, ACRYLIC LETTERING WITH INDIVIDUAL LIGHTING TO EACH LETTERS |  |
| SG07 | LIT SIGNAGE-07 | 1 | 585MM | 120MM | SIGNAGE CONTRACTOR | 3D FORMED LETTERS WITH 50MM THK FRONT LIT FRET CUT LETTERS FINISH WITH 3 MM THK WHITE COLOR ACRYLIC SHEET ON FRONT SIDE, ALUMINIUM SHEET ON SIDE & ALUMINIUM BACK PANEL | FRONT LIT SIGNAGE FIXED TO FACADE BULKHEAD-03, ACRYLIC LETTERING WITH INDIVIDUAL LIGHTING TO EACH LETTERS |  |
| LG01 | LOGO-01 | 1 | 180MM | 180MM | SIGNAGE CONTRACTOR | LOGO-01 FINISH WITH VINYL STICKER | LOGO FIXED TO WALL |  |
| LG02 | LOGO-02 | 1 | 240MM | 240MM | SIGNAGE CONTRACTOR | LOGO-02 FINISH WITH VINYL STICKER | LOGO FIXED TO WALL |  |
| LG03 | LOGO-03 | 1 | 320MM | 320MM | SIGNAGE CONTRACTOR | LOGO-03 FINISH WITH VINYL STICKER | LOGO FIXED TO WALL |  |
| FR01 | FRAMED POSTER-01 | 1 | 650MM | 995MM | SIGNAGE CONTRACTOR | 30 MM WOODEN FRAME WITH VINYL GRAPHIC (AS PER BRAND) | FRAMED POSTER FIXED TO WALL |  |

GENERAL NOTES:
DO NOT SCALE DRAWING.

- ALL WORK SHALL BE CARRIED OUT IN ACCORDANCE WITH LOCAL AUTHORITY REGULATIONS. THIS DRAWING IS COPYRIGHT TO SSP GROUP. DO NOT COPY DRAWING WITHOUT PRIOR CONSENT.

NOTES:

1. MAIN CONTRACTOR TO CONFIRM ALL DIMENSIONS ON SITE PRIOR TO COMMENCING WORKS.
2. ALL DRAWINGS ARE TO BE READ IN CONJUNCTION WITH ARCHITECTURAL SPECIFICATION.
3. STRUCTURAL, FIRE AND MECHANICAL ENGINEER'S SUMMARY DRAWINGS AND SPECIFICATIONS.
4. MAIN CONTRACTOR TO CO-ORDINATE ALL SUB-TRADES.
5. JOINER TO LIAISE WITH ELECTRICAL AND PLUMBING CONTRACTORS FOR INSTALLATIONS OF SERVICES.
6. CONTRACTOR TO VERIFY AND SATISFY HIMSELF THAT ALL MATERIALS, FINISHES, DESIGNS ETC. SATISFY ALL STATUTORY/ REGULATORY CODES AS APPLICABLE PRIOR TO EXECUTION.

T01 14.11.24 ISSUED FOR TENDER HOD NM
REV DATE DESCRIPTION DRN CHK

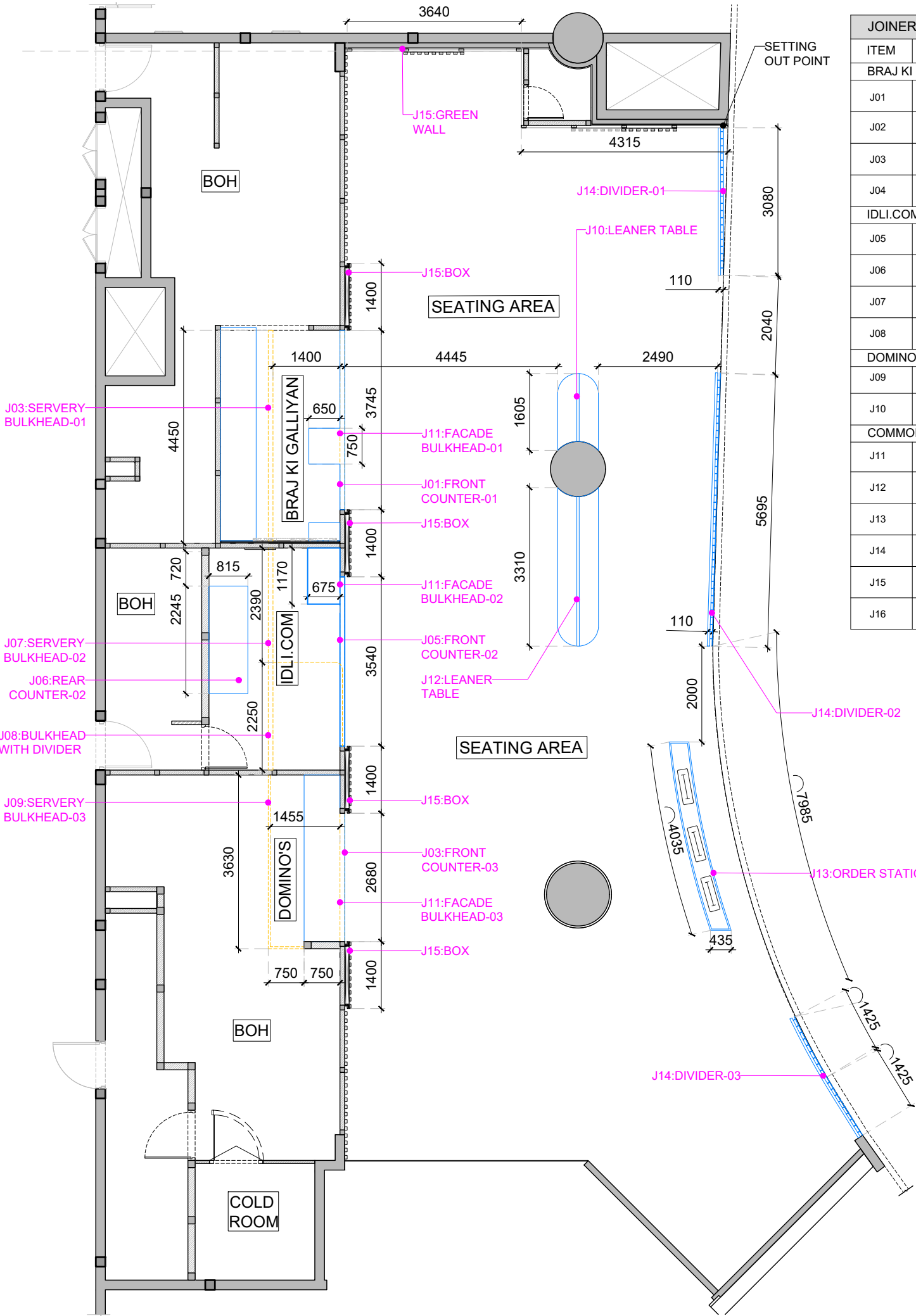


PROJECT
F03-07 DOMINOES, B.GALIYAN, IDLY
NOIDA INTERNATIONAL
AIRPORT LIMITED

DRAWING TITLE
SIGNAGE SCHEDULE

SCALE 1:100 DATE 14.11.2024 DRAWN HOD A3 SHEET

STATUS
TENDER
ORG PROJECT NO DRAWING TYPE NUMBER REV
TFS 2435 02GA 106C T01

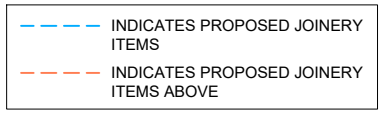


| JOINERY SCHEDULE | | | | | | | |
|-------------------------|----------------------------|-----|----------------|----------------|--------|------------------|------------------------------------|
| ITEM | DESCRIPTION | QTY | WIDTH | DEPTH | HEIGHT | FINISH CODES | ADDITIONAL INFORMATION |
| BRAJ KI GALLIYAN | | | | | | | |
| J01 | FRONT COUNTER-01 | 1 | AS PER DRAWING | 750MM | 900 MM | L2,PC4,P11,P1,M2 | REFER 04DE-400A TO 400C FOR DETAIL |
| J02 | REAR COUNTER-01 | 1 | 4455MM | 750MM | 900MM | L3,CT3 | REFER 04DE-401 FOR DETAIL |
| J03 | SERVERY BULKHEAD-01 | 1 | 4450MM | 100MM | 1000MM | W1 | REFER 04DE-402 FOR DETAIL |
| J04 | WALL MOUNTED SHELF | 1 | 2500MM | 100MM | 3000MM | P2,M2 | REFER 04DE-403A TO 403C FOR DETAIL |
| IDLI.COM | | | | | | | |
| J05 | FRONT COUNTER-02 | 1 | AS PER DRAWING | 775MM | 900MM | LM1,PC1,MT2 | REFER 04DE-404 FOR DETAIL |
| J06 | REAR COUNTER-02 | 1 | 2245MM | 815MM | 900MM | L3,CT3 | REFER 04DE-405 FOR DETAIL |
| J07 | SERVERY BULKHEAD-02 | 1 | 4640MM | 100MM | 1000MM | P5 | REFER 04DE-406 FOR DETAIL |
| J08 | BULKHEAD WITH DIVIDER | 1 | 2250MM | 1450MM | 2100MM | P3,P4,P5 | REFER 04DE-407A & 407B FOR DETAIL |
| DOMINO'S | | | | | | | |
| J09 | FRONT COUNTER-03 | 1 | TBC | | | | |
| J10 | SERVERY BULKHEAD-03 | 1 | 3675MM | AS PER DRAWING | 1000MM | P7 | REFER 04DE-409 FOR DETAIL |
| COMMON AREA | | | | | | | |
| J11 | FACADE BULKHEAD 01,02 & 03 | 1 | AS PER DRAWING | 125MM | 1300MM | M1,P3,PC1 | REFER 04DE-410 FOR DETAIL |
| J12 | LEANER TABLE | 1 | 4405MM | 850MM | 1100MM | PC4,L1 | REFER 04DE-411A & 411B FOR DETAIL |
| J13 | ORDER STATION | 1 | AS PER DRAWING | | | PC3,L1 | REFER 04DE-412 FOR DETAIL |
| J14 | DIVIDER 01,02 & 03 | 3 | AS PER DRAWING | 110MM | 900MM | GL1,M4 | REFER 04DE-413A & 413B FOR DETAIL |
| J15 | GREEN WALL | 1 | AS PER DRAWING | | | G1, | REFER 04DE-414A & 414B FOR DETAIL |
| J16 | BOX | 4 | 1400MM | 130MM | 4000MM | PC1,MT2,M1 | REFER 04DE-415 FOR DETAIL |

GENERAL NOTES:
 DO NOT SCALE DRAWING.
 ALL WORK SHALL BE CARRIED OUT IN ACCORDANCE WITH LOCAL AUTHORITY REGULATIONS. THIS DRAWING IS COPYRIGHT TO SSP GROUP. DO NOT COPY DRAWING WITHOUT PRIOR CONSENT.

NOTES:

1. MAIN CONTRACTOR TO CONFIRM ALL DIMENSIONS ON SITE PRIOR TO COMMENCING WORKS.
2. ALL DRAWINGS ARE TO BE READ IN CONJUNCTION WITH ARCHITECTURAL SPECIFICATION.
3. STRUCTURAL FIRE AND MECHANICAL ENGINEER'S SUMMARY DRAWINGS AND SPECIFICATIONS.
4. MAIN CONTRACTOR TO CO-ORDINATE ALL SUB-TRADES.
5. JOINER TO LIAISE WITH ELECTRICAL AND PLUMBING CONTRACTORS FOR INSTALLATIONS OF SERVICES.
6. CONTRACTOR TO VERIFY AND SATISFY HIMSELF THAT ALL MATERIALS, FINISHES, DESIGNS ETC. SATISFY ALL STATUTORY/REGULATORY CODES AS APPLICABLE PRIOR TO EXECUTION.



T01 14.11.24 ISSUED FOR TENDER HOD NM
 REV DATE DESCRIPTION DRN CHK



PROJECT
F03-07 DOMINOES, B.GALIYAN, IDLY NOIDA INTERNATIONAL AIRPORT LIMITED

DRAWING TITLE
JOINERY LAYOUT & SETTING OUT

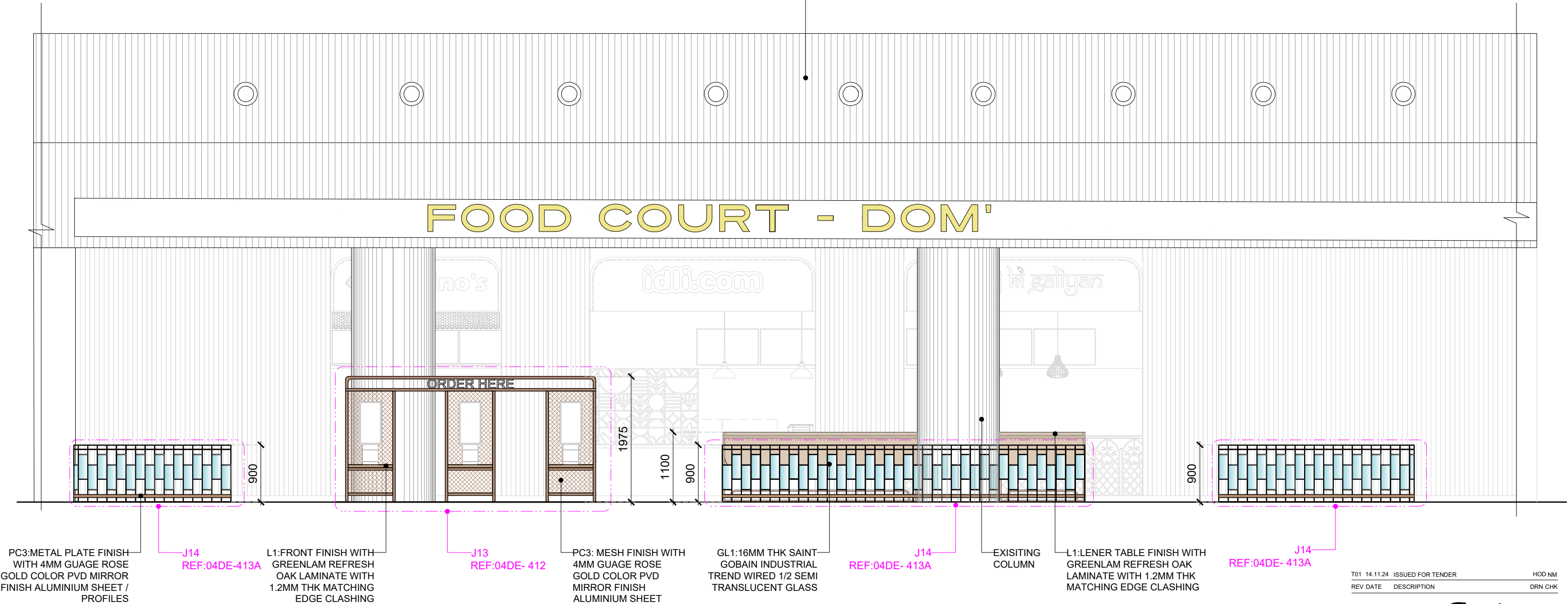
SCALE 1:100 DATE 14.11.2024 DRAWN HOD A3 SHEET

STATUS
TENDER

ORG PROJECT NO DRAWING TYPE NUMBER REV
TFS 2435 02GA 107 T01

FOOD COURT - DOM'

EXISTING BULKHEAD



PC3: METAL PLATE FINISH WITH 4MM GAUGE ROSE GOLD COLOR PVD MIRROR FINISH ALUMINIUM SHEET / PROFILES

J14 REF:04DE-413A

L1: FRONT FINISH WITH GREENLAM REFRESH OAK LAMINATE WITH 1.2MM THK MATCHING EDGE CLASHING

J13 REF:04DE-412

PC3: MESH FINISH WITH 4MM GAUGE ROSE GOLD COLOR PVD MIRROR FINISH ALUMINIUM SHEET

GL1: 16MM THK SAINT-GOBAIN INDUSTRIAL TREND WIRED 1/2 SEMI TRANSLUCENT GLASS

J14 REF:04DE-413A

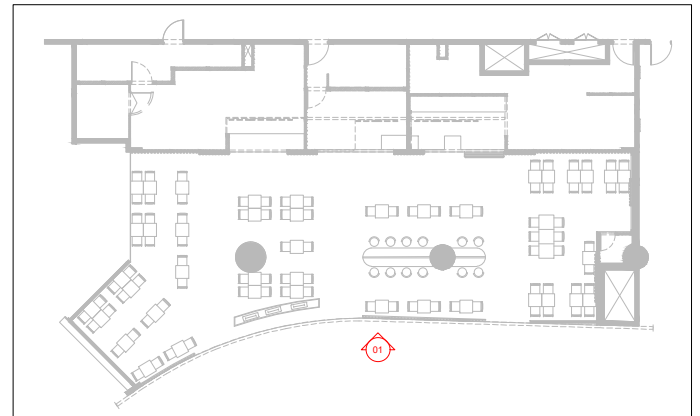
EXISTING COLUMN

L1: LENER TABLE FINISH WITH GREENLAM REFRESH OAK LAMINATE WITH 1.2MM THK MATCHING EDGE CLASHING

J14 REF:04DE-413A

| REV DATE | DESCRIPTION | HOD NM | DRN CHK |
|--------------|-------------------|--------|---------|
| T01 14.11.24 | ISSUED FOR TENDER | | |

01 ELEVATION-01
300 1:60



KEYPLAN

PROJECT
F03-07 DOMINOES, B.GALIYAN, IDLY
NOIDA INTERNATIONAL
AIRPORT LIMITED

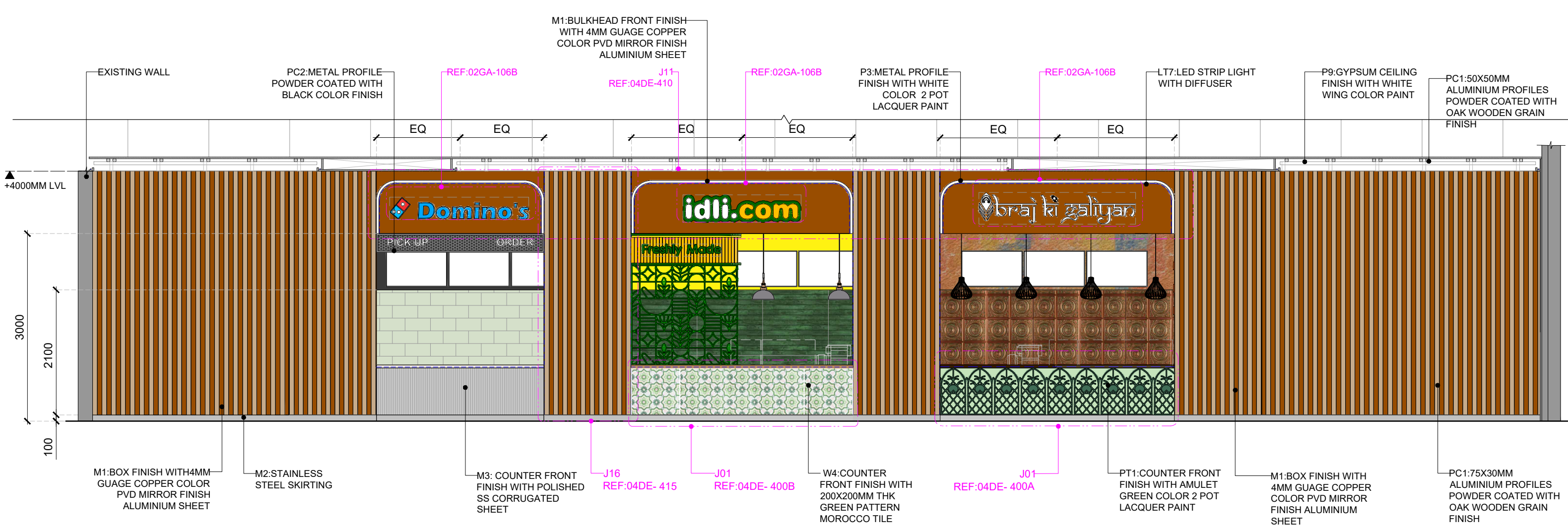
DRAWING TITLE
ELEVATION-01

SCALE 1:60 DATE 14.11.2024 DRAWN HOD A3 SHEET

STATUS

TENDER

| ORG | PROJECT NO | DRAWING TYPE | NUMBER | REV |
|-----|------------|--------------|--------|-----|
| TFS | 2435 | 03IL | 300 | T01 |



01 ELEVATION-02
301 1:60

| REV DATE | DESCRIPTION | HOD NM | DRN CHK |
|--------------|-------------------|--------|---------|
| T01 14.11.24 | ISSUED FOR TENDER | | |



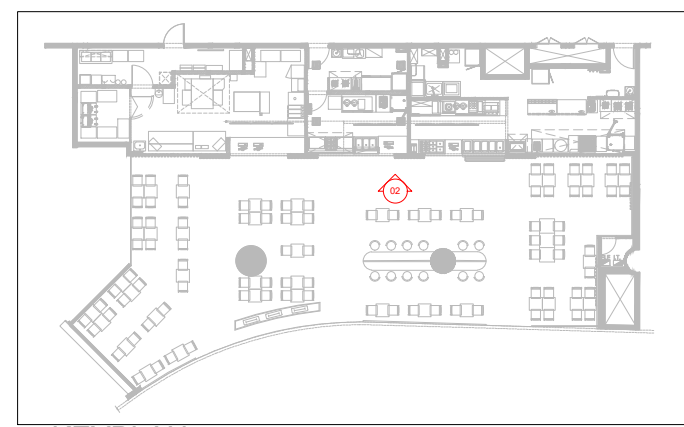
PROJECT
F03-07 DOMINOES, B.GALIYAN, IDLY
NOIDA INTERNATIONAL
AIRPORT LIMITED

DRAWING TITLE
ELEVATION-01

SCALE 1:60 DATE 14.11.2024 DRAWN HOD A3 SHEET

STATUS
TENDER

| ORG | PROJECT NO | DRAWING TYPE | NUMBER | REV |
|-----|------------|--------------|--------|-----|
| TFS | 2435 | 03IL | 301 | T01 |



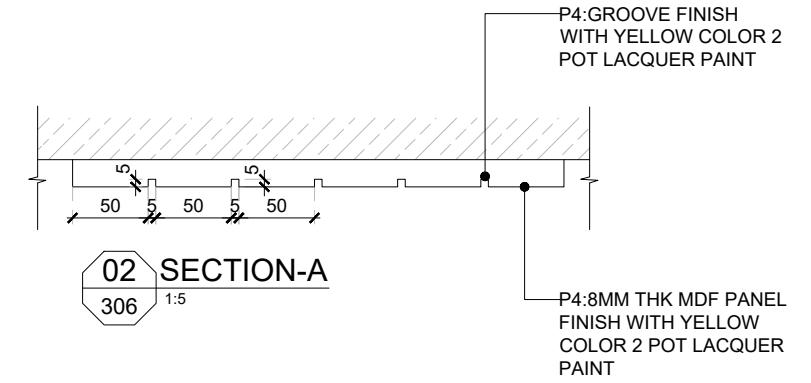
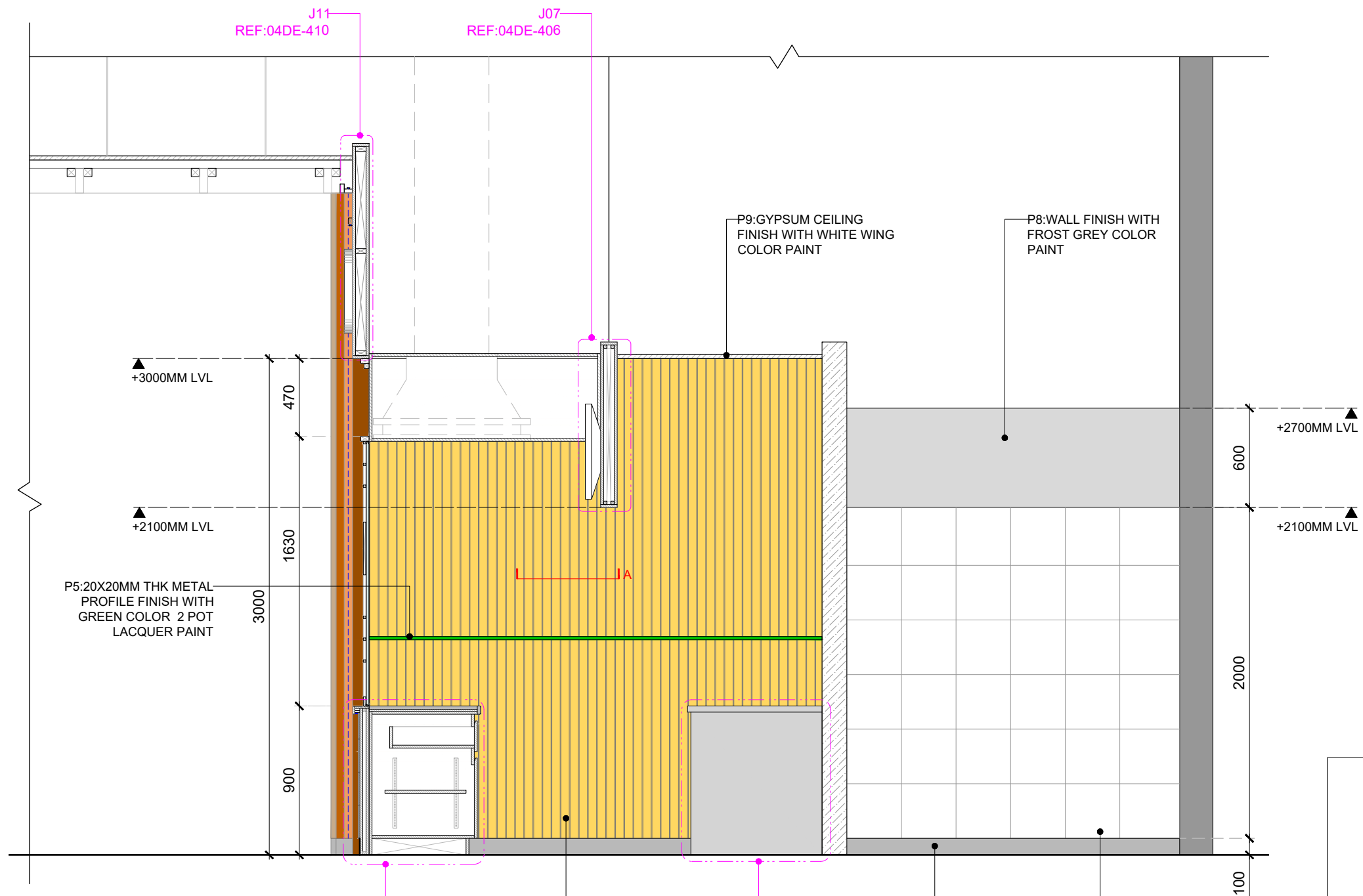
KEYPLAN

GENERAL NOTES:
DO NOT SCALE DRAWING.

- ALL WORK SHALL BE CARRIED OUT IN ACCORDANCE WITH LOCAL AUTHORITY REGULATIONS. THIS DRAWING IS COPYRIGHT TO SSP GROUP. DO NOT COPY DRAWING WITHOUT PRIOR CONSENT.

NOTES:

- MAIN CONTRACTOR TO CONFIRM ALL DIMENSIONS ON SITE PRIOR TO COMMENCING WORKS.
- ALL DRAWINGS ARE TO BE READ IN CONJUNCTION WITH ARCHITECTURAL SPECIFICATION.
- STRUCTURAL, FIRE AND MECHANICAL ENGINEER'S SUMMARY, DRAWINGS AND SPECIFICATIONS.
- MAIN CONTRACTOR TO CO-ORDINATE ALL SUB-TRADES.
- JOINER TO LIAISE WITH ELECTRICAL AND PLUMBING CONTRACTORS FOR INSTALLATIONS OF SERVICES.
- CONTRACTOR TO VERIFY AND SATISFY HIMSELF THAT ALL MATERIALS, FINISHES, DESIGNS ETC. SATISFY ALL STATUTORY/ REGULATORY CODES AS APPLICABLE PRIOR TO EXECUTION.



P5:20X20MM THK METAL PROFILE FINISH WITH GREEN COLOR 2 POT LACQUER PAINT

P9:GYPSUM CEILING FINISH WITH WHITE WING COLOR PAINT

P8:WALL FINISH WITH FROST GREY COLOR PAINT

P4:GROOVE FINISH WITH YELLOW COLOR 2 POT LACQUER PAINT

P4:8MM THK MDF PANEL FINISH WITH YELLOW COLOR 2 POT LACQUER PAINT

01 SECTION-05
306 1:30

02 SECTION-A
306 1:5

| REV DATE | DESCRIPTION | HOD NM | DRN CHK |
|--------------|-------------------|--------|---------|
| T01 14.11.24 | ISSUED FOR TENDER | | |



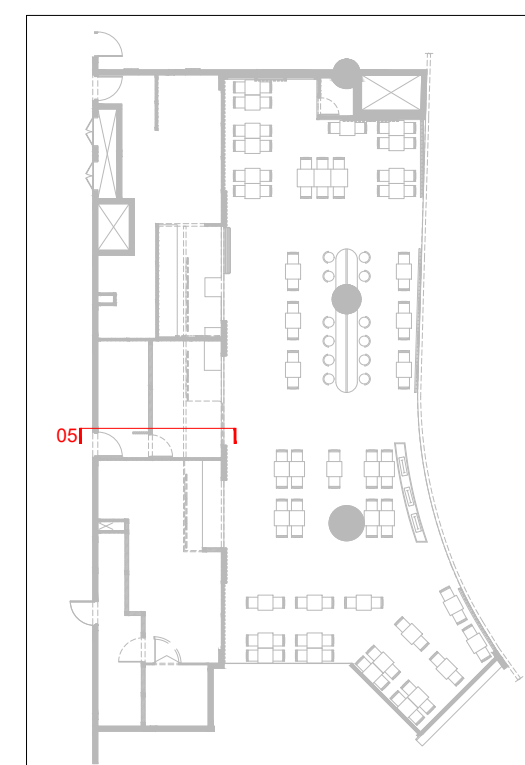
PROJECT
F03-07 DOMINOES, B.GALIYAN, IDLY NOIDA INTERNATIONAL AIRPORT LIMITED

DRAWING TITLE
SECTION-05

SCALE 1:30 DATE 14.11.2024 DRAWN HOD A3 SHEET

STATUS
TENDER

| ORG | PROJECT NO | DRAWING TYPE | NUMBER | REV |
|-----|------------|--------------|--------|-----|
| TFS | 2435 | 03IL | 306 | T01 |



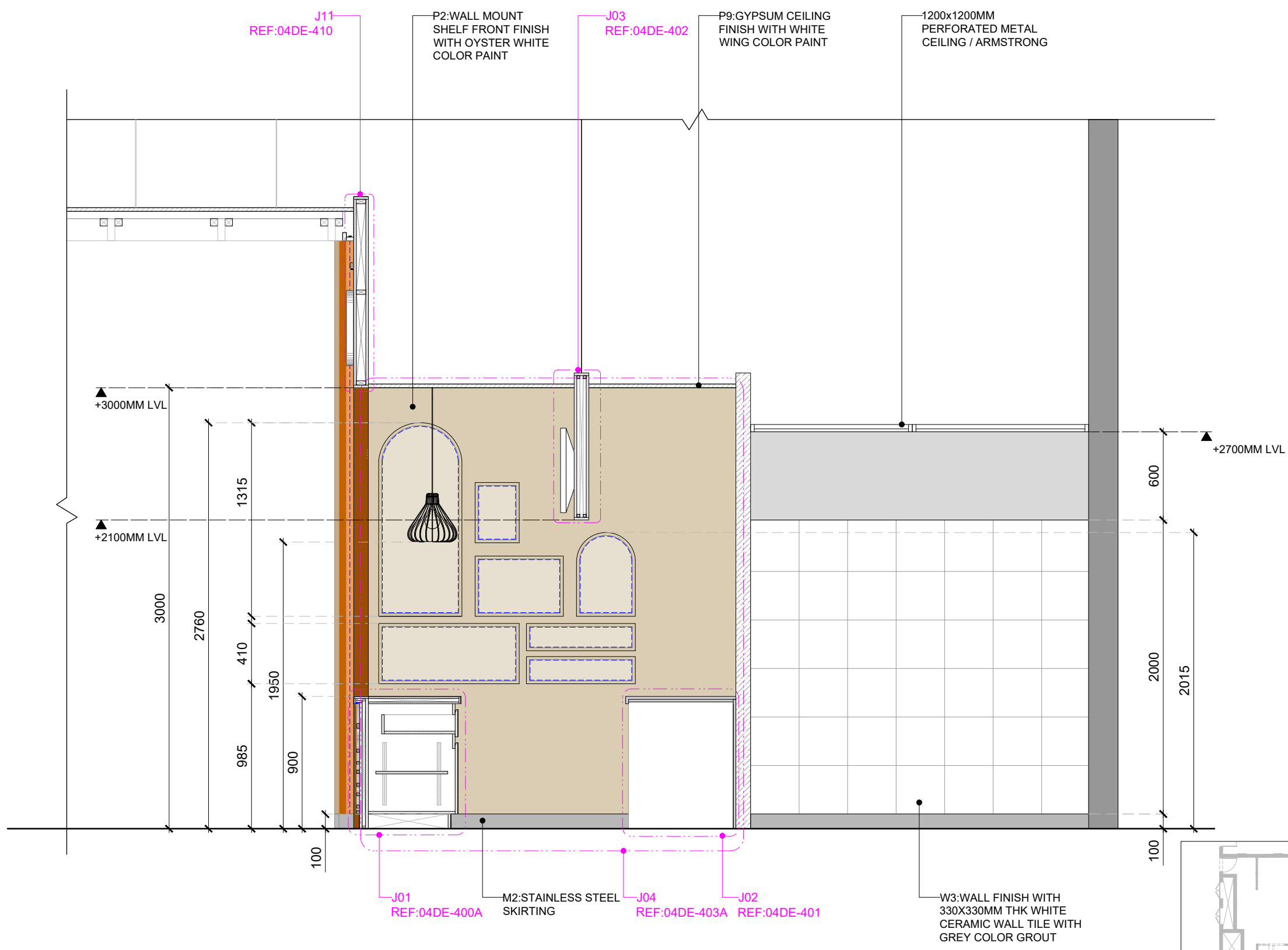
KEYPLAN

GENERAL NOTES:
DO NOT SCALE DRAWING.

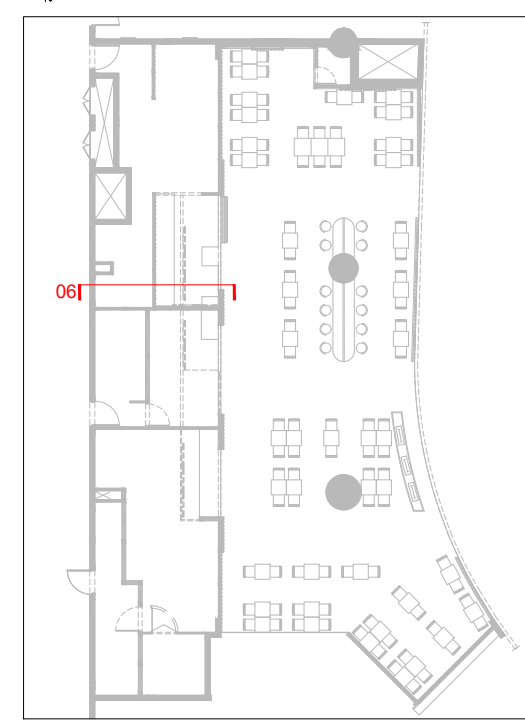
- ALL WORK SHALL BE CARRIED OUT IN ACCORDANCE WITH LOCAL AUTHORITY REGULATIONS. THIS DRAWING IS COPYRIGHT TO SSP GROUP. DO NOT COPY DRAWING WITHOUT PRIOR CONSENT.

NOTES:

- MAIN CONTRACTOR TO CONFIRM ALL DIMENSIONS ON SITE PRIOR TO COMMENCING WORKS.
- ALL DRAWINGS ARE TO BE READ IN CONJUNCTION WITH ARCHITECTURAL SPECIFICATION.
- STRUCTURAL, FIRE AND MECHANICAL ENGINEER'S SUMMARY DRAWINGS AND SPECIFICATIONS.
- MAIN CONTRACTOR TO CO-ORDINATE ALL SUB-TRADES.
- JOINER TO LIAISE WITH ELECTRICAL AND PLUMBING CONTRACTORS FOR INSTALLATIONS OF SERVICES.
- CONTRACTOR TO VERIFY AND SATISFY HIMSELF THAT ALL MATERIALS, FINISHES, DESIGNS ETC. SATISFY ALL STATUTORY/ REGULATORY CODES AS APPLICABLE PRIOR TO EXECUTION.



01 SECTION-06
307 1:30



KEYPLAN

| | | | |
|----------|-------------|-------------------|---------|
| T01 | 14.11.24 | ISSUED FOR TENDER | HOD NM |
| REV DATE | DESCRIPTION | | DRN CHK |



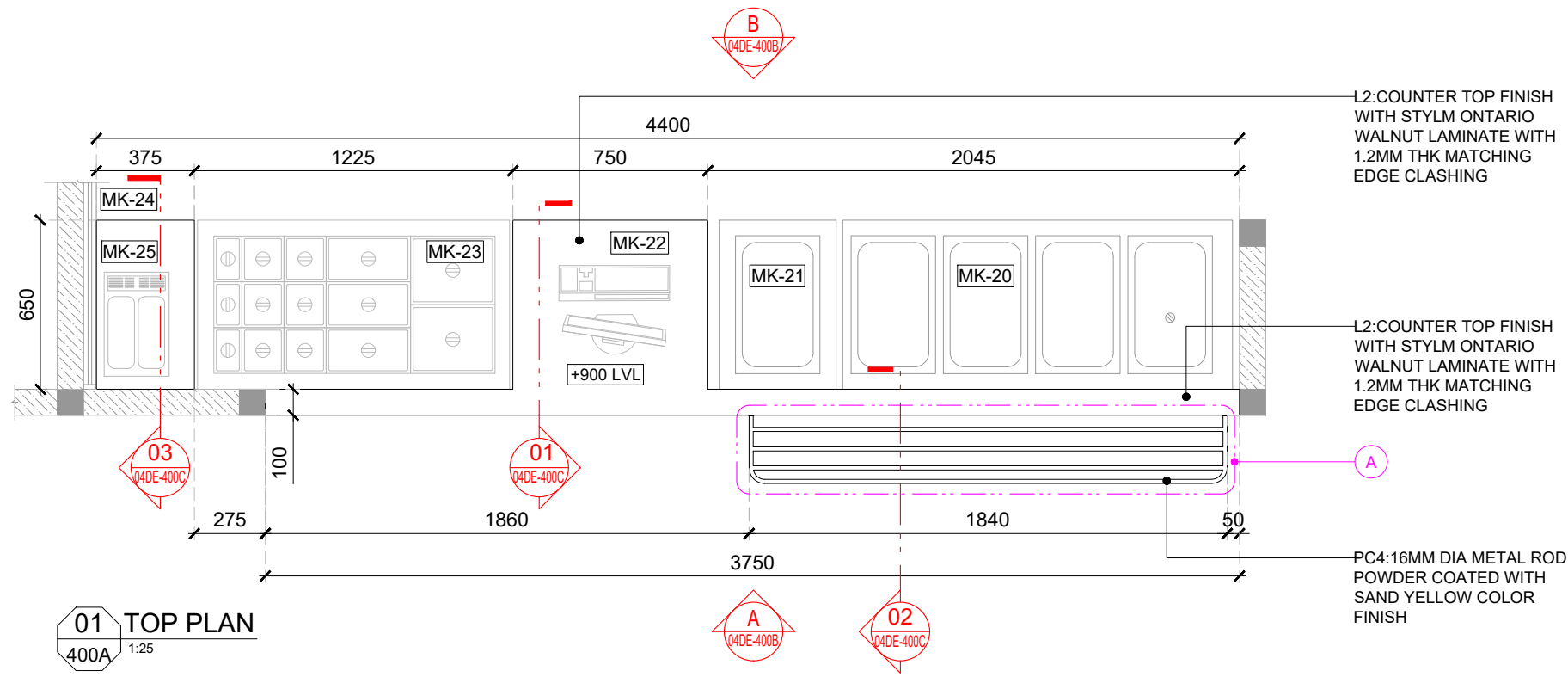
PROJECT
F03-07 DOMINOES, B.GALIYAN, IDLY NOIDA INTERNATIONAL AIRPORT LIMITED

DRAWING TITLE
SECTION-06

SCALE 1:30 DATE 14.11.2024 DRAWN HOD A3 SHEET

STATUS
TENDER

| | | | | |
|-----|------------|--------------|--------|-----|
| ORG | PROJECT NO | DRAWING TYPE | NUMBER | REV |
| TFS | 2435 | 03IL | 307 | T01 |



REF. IMAGE CLOSET ROD SUPPORT

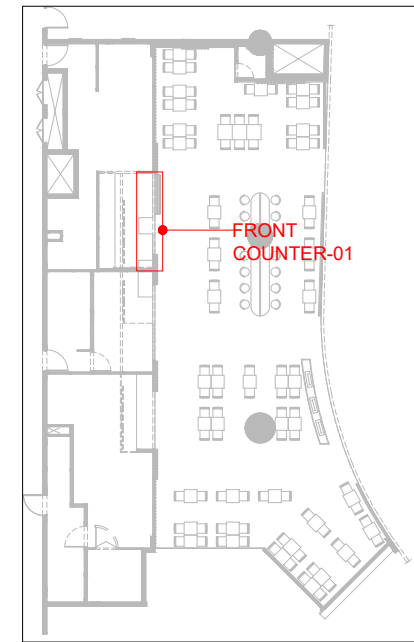

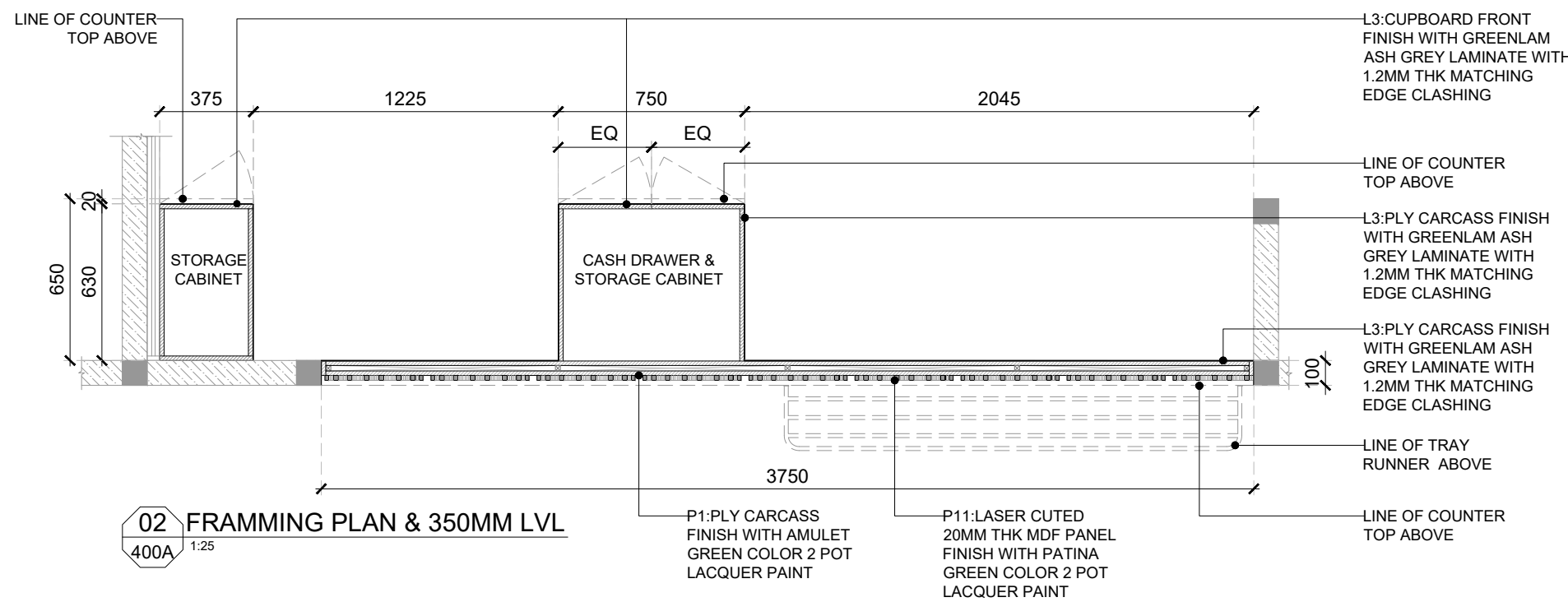
GENERAL NOTES:
DO NOT SCALE DRAWING.

- ALL WORK SHALL BE CARRIED OUT IN ACCORDANCE WITH LOCAL AUTHORITY REGULATIONS. THIS DRAWING IS COPYRIGHT TO SSP GROUP. DO NOT COPY DRAWING WITHOUT PRIOR CONSENT.

NOTES:

- MAIN CONTRACTOR TO CONFIRM ALL DIMENSIONS ON SITE PRIOR TO COMMENCING WORKS.
- ALL DRAWINGS ARE TO BE READ IN CONJUNCTION WITH ARCHITECTURAL SPECIFICATION.
- STRUCTURAL FIRE AND MECHANICAL ENGINEER'S SUMMARY DRAWINGS AND SPECIFICATIONS.
- MAIN CONTRACTOR TO CO-ORDINATE ALL SUB-TRADES.
- JOINER TO LIAISE WITH ELECTRICAL AND PLUMBING CONTRACTORS FOR INSTALLATIONS OF SERVICES.
- CONTRACTOR TO VERIFY AND SATISFY HIMSELF THAT ALL MATERIALS, FINISHES, DESIGNS ETC. SATISFY ALL STATUTORY/ REGULATORY CODES AS APPLICABLE PRIOR TO EXECUTION.

| EQUIPMENT LIST | |
|----------------|--|
| CODE | DESCRIPTION |
| MK-20 | HOT BAIN MARIE WITH SNEEZE GUARD (4 NOS 1/1 GN PAN) |
| MK-21 | COLD BAIN MARIE WITH SNEEZE GUARD (NOS 1/1 GN PAN) |
| MK-22 | COUNTER FOR POS WITH BOTTOM STORAGE- AS PER OPERATIONS REQUIREMENT |
| MK-23 | COLD BAIN MARIE WITH DRAWER CHILLER BELOW |
| MK-24 | COUNTER FOR JUICE DISPENSER |
| MK-25 | JUNCE DISPENSER |



KEY PLAN

T01 14.11.24 ISSUED FOR TENDER HOD NM
REV DATE DESCRIPTION DRN CHK



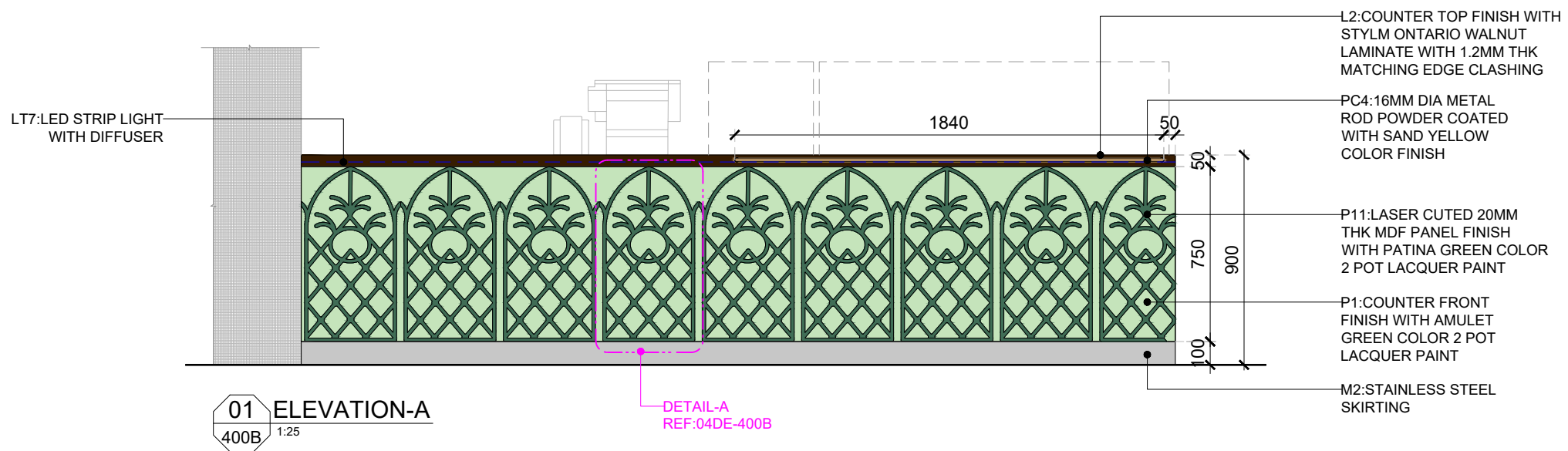
PROJECT
F03-07 DOMINOES, B.GALIYAN, IDLY
NOIDA INTERNATIONAL
AIRPORT LIMITED

DRAWING TITLE
J01-FRONT COUNTER-01 DETAIL-
PART:A

SCALE: AS MENTIONED DATE: 14.11.2024 DRAWN HOD A3 SHEET

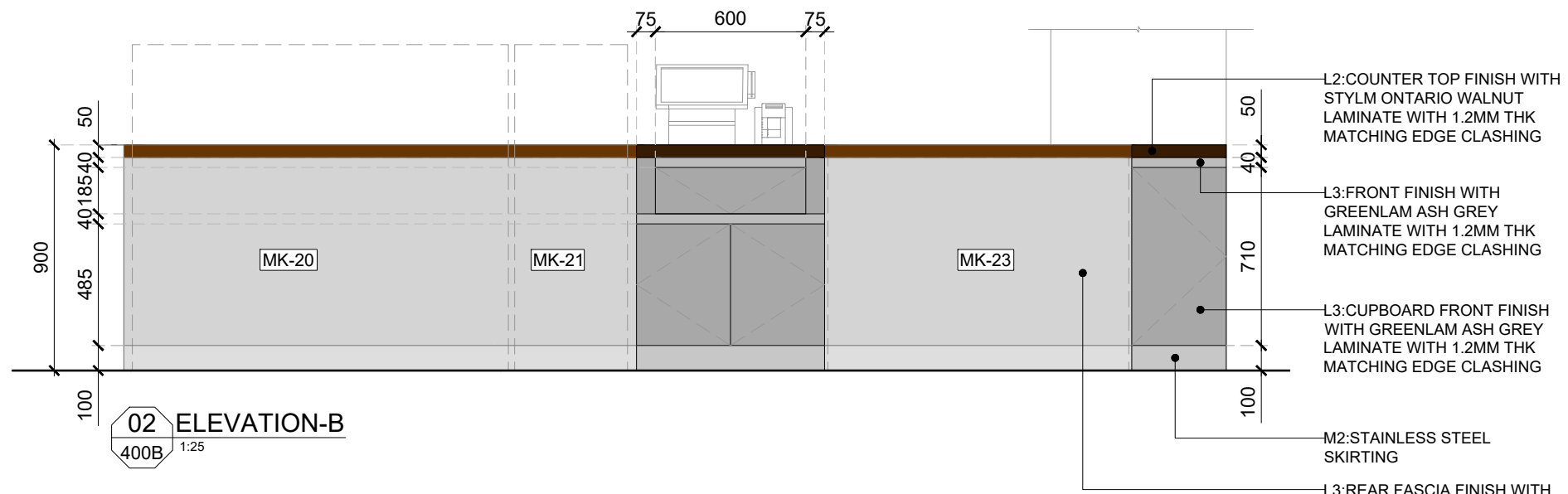
STATUS
TENDER

ORG PROJECT NO DRAWING TYPE NUMBER REV
TFS 2435 04DE 400A T01

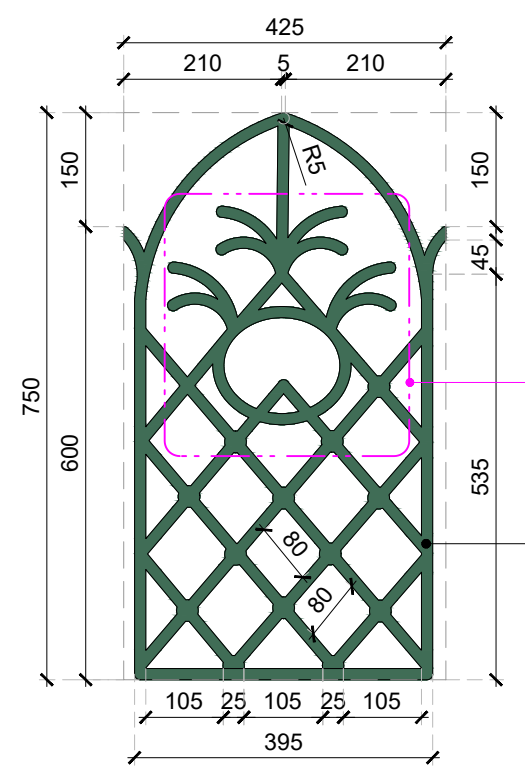


01 ELEVATION-A
400B 1:25

DETAIL-A
REF:04DE-400B

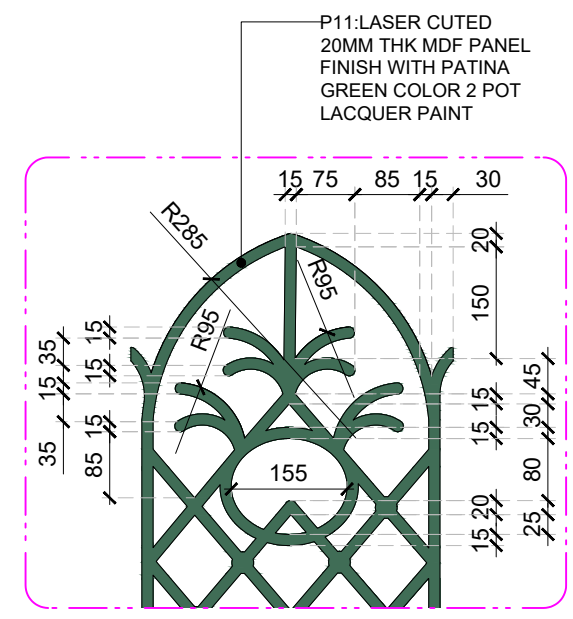


02 ELEVATION-B
400B 1:25



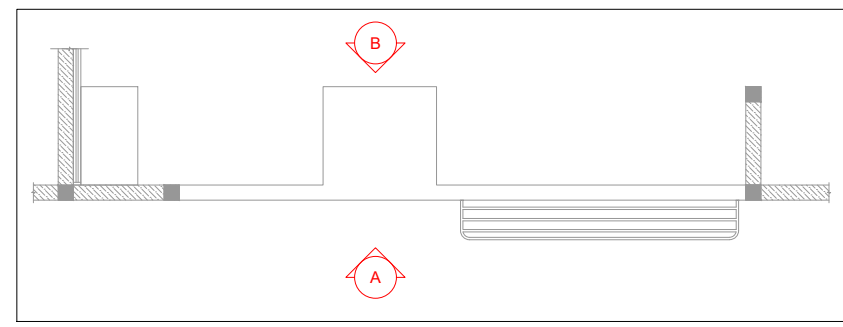
03 DETAIL-A
400B 1:10

P11: LASER CUTED 20MM THK MDF PANEL FINISH WITH PATINA GREEN COLOR 2 POT LACQUER PAINT



04 DETAIL-B
400B 1:10

P11: LASER CUTED 20MM THK MDF PANEL FINISH WITH PATINA GREEN COLOR 2 POT LACQUER PAINT



KEY PLAN

GENERAL NOTES:
DO NOT SCALE DRAWING.

- ALL WORK SHALL BE CARRIED OUT IN ACCORDANCE WITH LOCAL AUTHORITY REGULATIONS. THIS DRAWING IS COPYRIGHT TO SSP GROUP. DO NOT COPY DRAWING WITHOUT PRIOR CONSENT.

NOTES:

- MAIN CONTRACTOR TO CONFIRM ALL DIMENSIONS ON SITE PRIOR TO COMMENCING WORKS.
- ALL DRAWINGS ARE TO BE READ IN CONJUNCTION WITH ARCHITECTURAL SPECIFICATION.
- STRUCTURAL, FIRE AND MECHANICAL ENGINEER'S SUMMARY, DRAWINGS AND SPECIFICATIONS.
- MAIN CONTRACTOR TO CO-ORDINATE ALL SUB-TRADES.
- JOINER TO LIAISE WITH ELECTRICAL AND PLUMBING CONTRACTORS FOR INSTALLATIONS OF SERVICES.
- CONTRACTOR TO VERIFY AND SATISFY HIMSELF THAT ALL MATERIALS, FINISHES, DESIGNS ETC. SATISFY ALL STATUTORY/ REGULATORY CODES AS APPLICABLE PRIOR TO EXECUTION.

| | | |
|--------------|-------------------|---------|
| T01 14.11.24 | ISSUED FOR TENDER | HOD NM |
| REV DATE | DESCRIPTION | DRN CHK |



PROJECT
F03-07 DOMINOES, B.GALIYAN, IDLY NOIDA INTERNATIONAL AIRPORT LIMITED

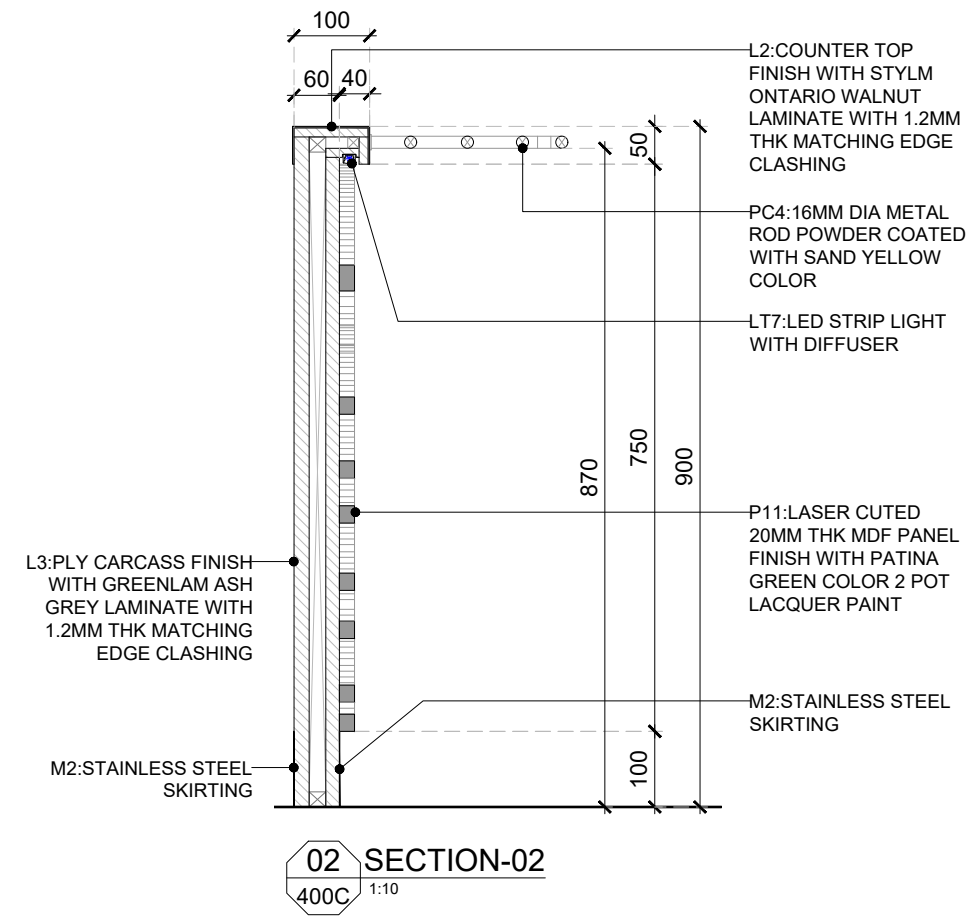
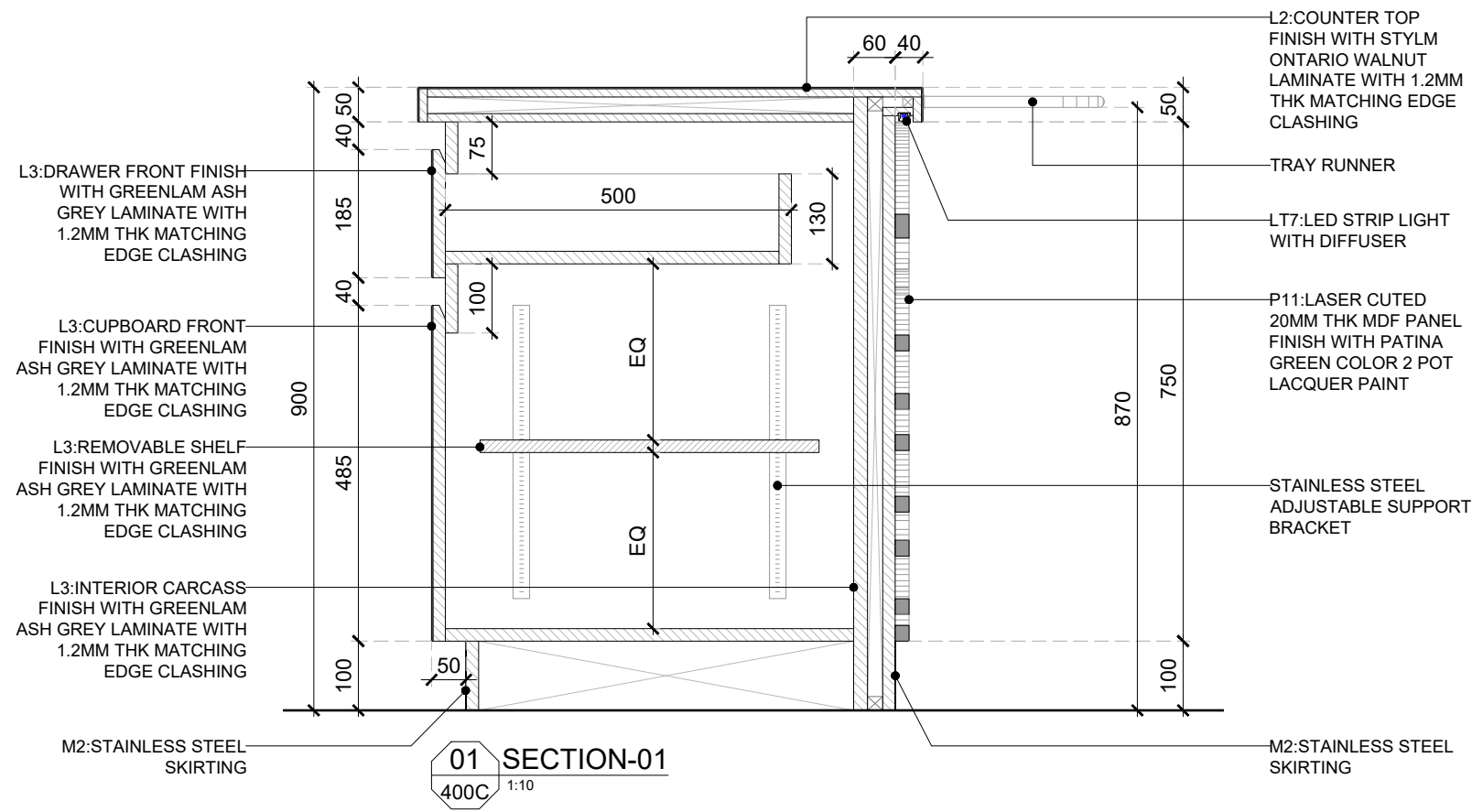
DRAWING TITLE
J01-FRONT COUNTER-01 DETAIL-PART:B

SCALE: AS MENTIONED DATE: 14.11.2024 DRAWN: HOD A3 SHEET

STATUS

TENDER

ORG PROJECT NO DRAWING TYPE NUMBER REV
TFS 2435 04DE 400B T01

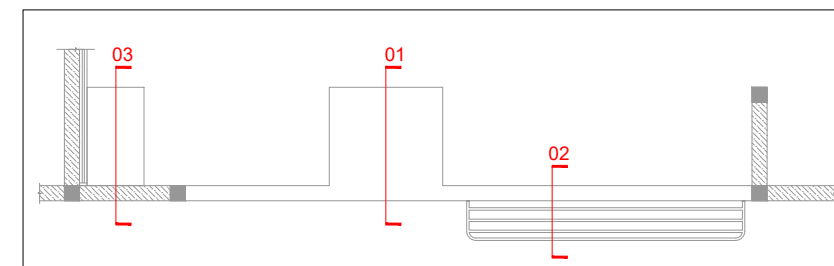
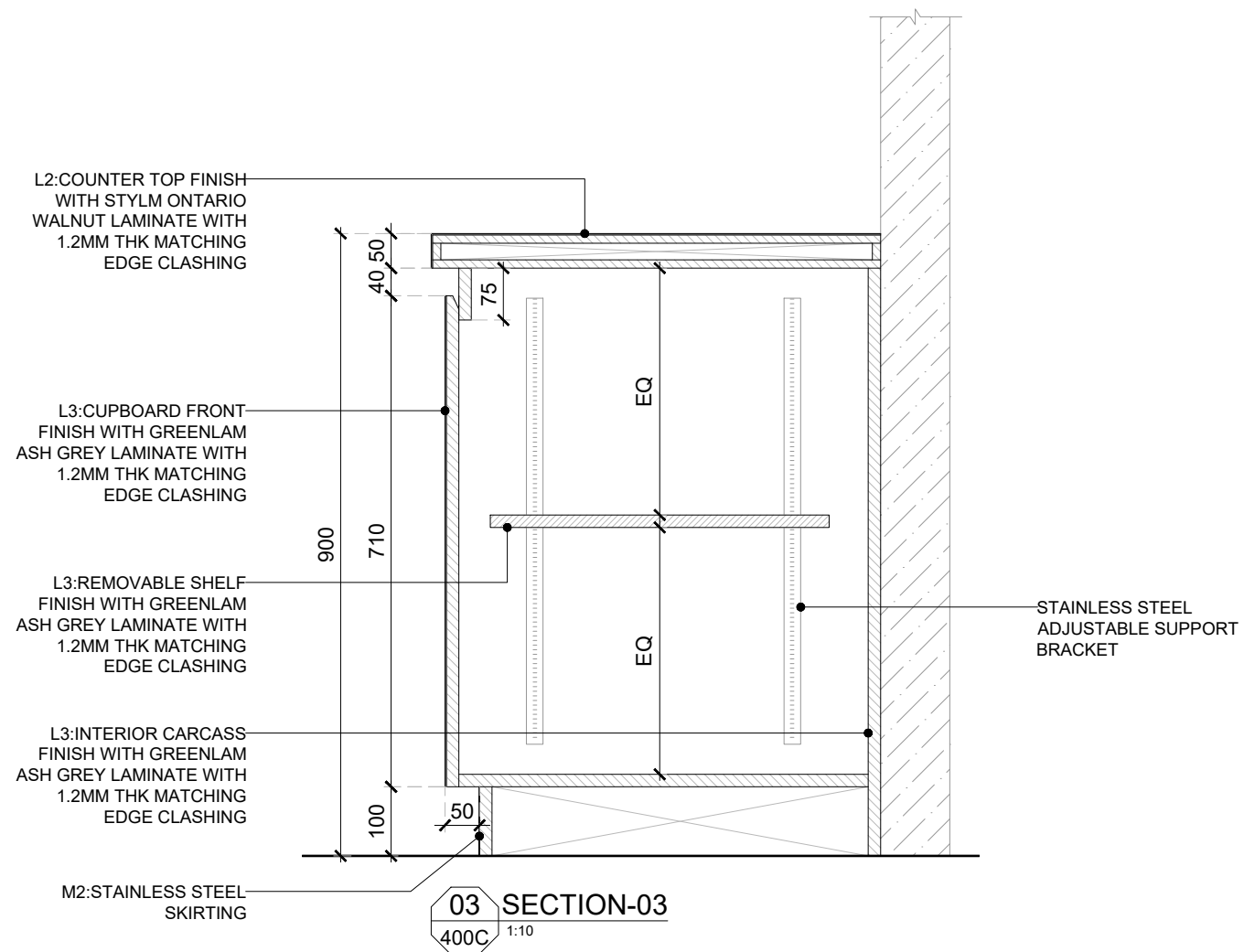


GENERAL NOTES:
DO NOT SCALE DRAWING.

- ALL WORK SHALL BE CARRIED OUT IN ACCORDANCE WITH LOCAL AUTHORITY REGULATIONS. THIS DRAWING IS COPYRIGHT TO SSP GROUP. DO NOT COPY DRAWING WITHOUT PRIOR CONSENT.

NOTES:

- MAIN CONTRACTOR TO CONFIRM ALL DIMENSIONS ON SITE PRIOR TO COMMENCING WORKS.
- ALL DRAWINGS ARE TO BE READ IN CONJUNCTION WITH ARCHITECTURAL SPECIFICATION.
- STRUCTURAL, FIRE AND MECHANICAL ENGINEER'S SUMMARY, DRAWINGS AND SPECIFICATIONS.
- MAIN CONTRACTOR TO CO-ORDINATE ALL SUB-TRADES.
- JOINER TO LIAISE WITH ELECTRICAL AND PLUMBING CONTRACTORS FOR INSTALLATIONS OF SERVICES.
- CONTRACTOR TO VERIFY AND SATISFY HIMSELF THAT ALL MATERIALS, FINISHES, DESIGNS ETC. SATISFY ALL STATUTORY/ REGULATORY CODES AS APPLICABLE PRIOR TO EXECUTION.



KEY PLAN

| | | | |
|-----|----------|-------------------|---------|
| T01 | 14.11.24 | ISSUED FOR TENDER | HOD NM |
| REV | DATE | DESCRIPTION | DRN CHK |



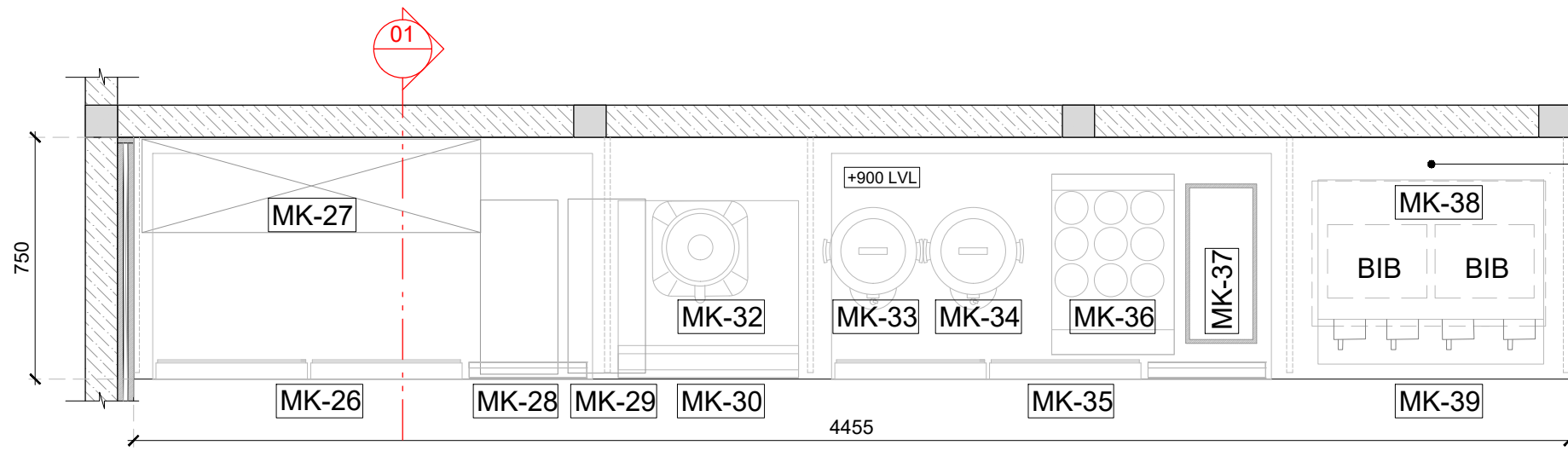
PROJECT
F03-07 DOMINOES, B.GALIYAN, IDLY
NOIDA INTERNATIONAL
AIRPORT LIMITED

DRAWING TITLE
J01-FRONT COUNTER-01 DETAIL-
PART:C

SCALE 1:10 DATE 14.11.2024 DRAWN HOD A3 SHEET

STATUS
TENDER

ORG PROJECT NO DRAWING TYPE NUMBER REV
TFS 2435 04DE 400C T01



CT3: COUNTER TOP FINISH WITH 25MM THK CORIAN DUPONT DEEP TITANIUM SOLID SURFACE

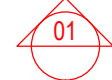
GENERAL NOTES:
DO NOT SCALE DRAWING.

- ALL WORK SHALL BE CARRIED OUT IN ACCORDANCE WITH LOCAL AUTHORITY REGULATIONS. THIS DRAWING IS COPYRIGHT TO SSP GROUP. DO NOT COPY DRAWING WITHOUT PRIOR CONSENT.

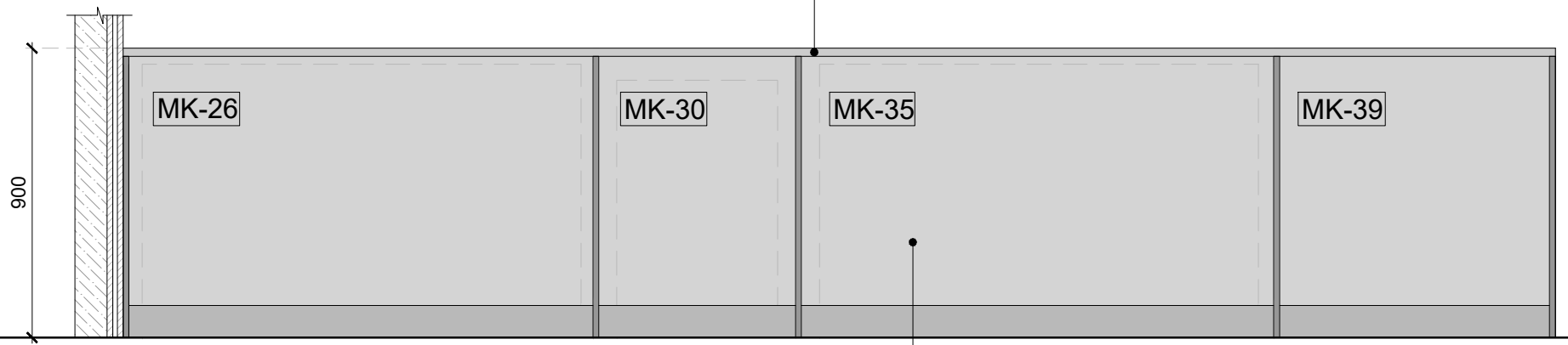
NOTES:

1. MAIN CONTRACTOR TO CONFIRM ALL DIMENSIONS ON SITE PRIOR TO COMMENCING WORKS.
2. ALL DRAWINGS ARE TO BE READ IN CONJUNCTION WITH ARCHITECTURAL SPECIFICATION.
3. STRUCTURAL, FIRE AND MECHANICAL ENGINEER'S SUMMARY, DRAWINGS AND SPECIFICATIONS.
4. MAIN CONTRACTOR TO CO-ORDINATE ALL SUB-TRADES.
5. JOINER TO LAISE WITH ELECTRICAL AND PLUMBING CONTRACTORS FOR INSTALLATIONS OF SERVICES.
6. CONTRACTOR TO VERIFY AND SATISFY HIMSELF THAT ALL MATERIALS, FINISHES, DESIGNS ETC. SATISFY ALL STATUTORY/ REGULATORY CODES AS APPLICABLE PRIOR TO EXECUTION.

01 TOP PLAN
401 1:20



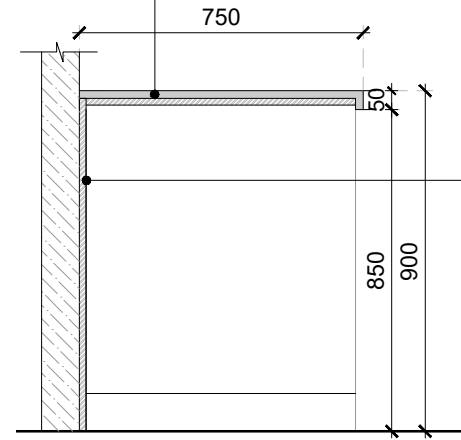
CT3: COUNTER TOP FINISH WITH 25MM THK CORIAN DUPONT DEEP TITANIUM SOLID SURFACE



02 ELEVATION-01
401 1:20

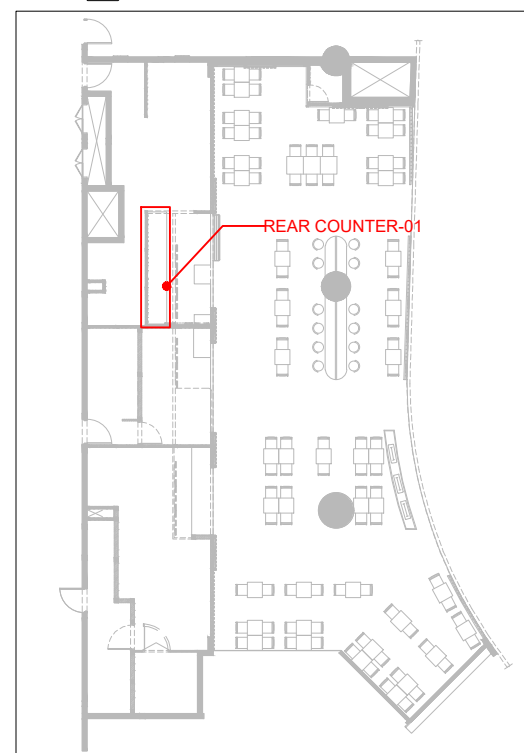
L3: INTERIOR CARCASS FINISH WITH GREENLAM ASH GREY LAMINATE WITH 1.2MM THK MATCHING EDGE CLASHING

CT3: COUNTER TOP FINISH WITH 25MM THK CORIAN DUPONT DEEP TITANIUM SOLID SURFACE



L3: INTERIOR CARCASS FINISH WITH GREENLAM ASH GREY LAMINATE WITH 1.2MM THK MATCHING EDGE CLASHING

03 SECTION-01
401 1:20



KEYPLAN

| | | |
|--------------|-------------------|---------|
| T01 14.11.24 | ISSUED FOR TENDER | HOD NM |
| REV DATE | DESCRIPTION | DRN CHK |



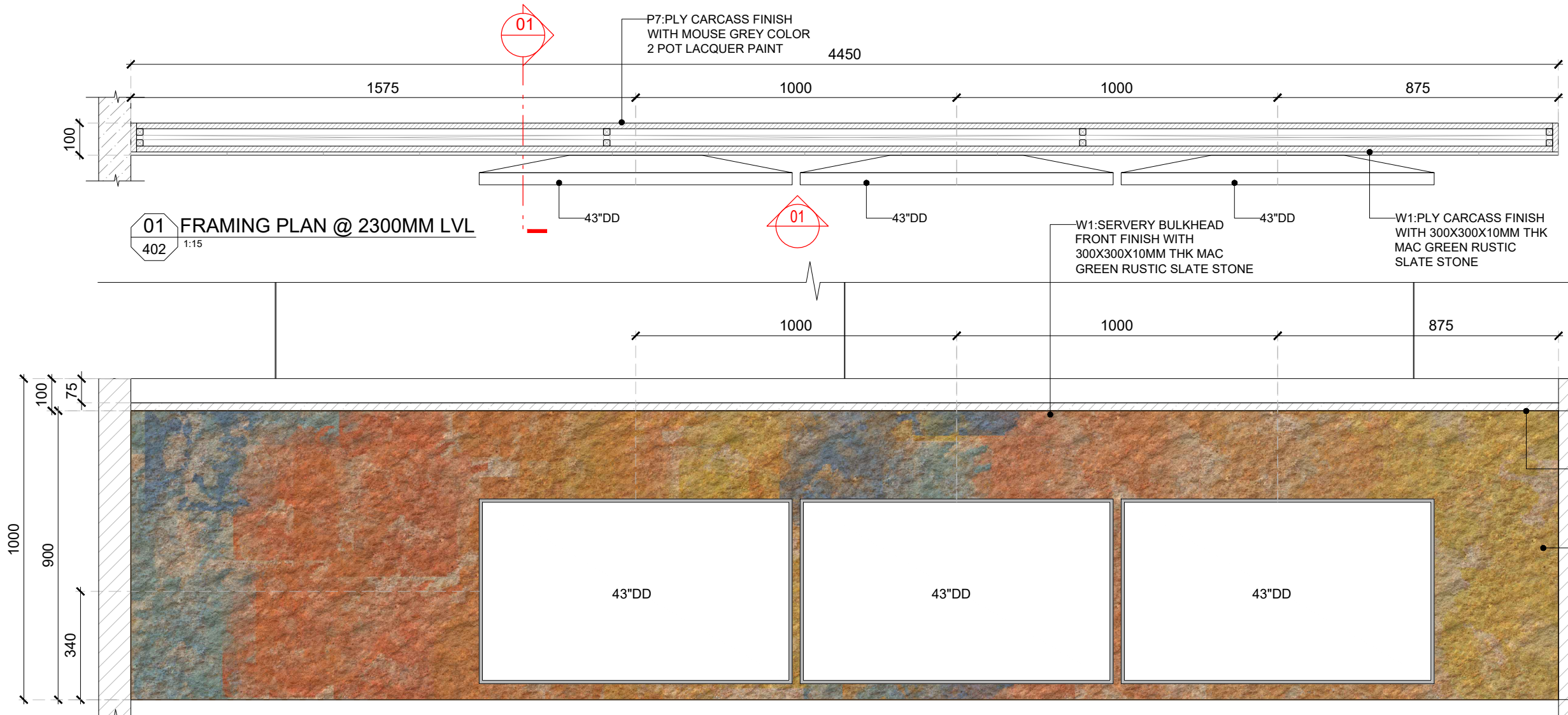
PROJECT
F03-07 DOMINOES, B. GALIYAN, IDLY NOIDA INTERNATIONAL AIRPORT LIMITED

DRAWING TITLE
J02-REAR COUNTER-01 DETAIL

SCALE 1:20 DATE 14.11.2024 DRAWN HOD A3 SHEET

STATUS
TENDER

| | | | | |
|-----|------------|--------------|--------|-----|
| ORG | PROJECT NO | DRAWING TYPE | NUMBER | REV |
| TFS | 2435 | 04DE | 401 | T01 |



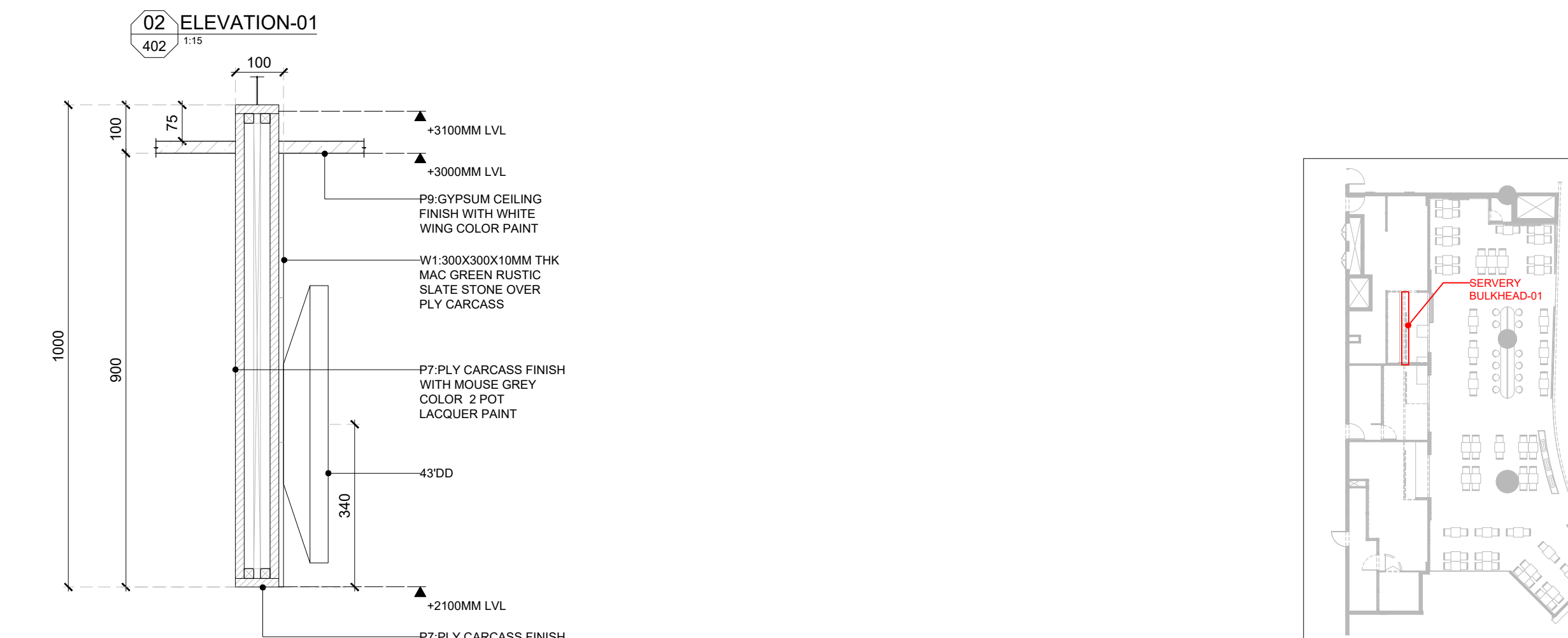
01 FRAMING PLAN @ 2300MM LVL
402 1:15

GENERAL NOTES:
DO NOT SCALE DRAWING.

- ALL WORK SHALL BE CARRIED OUT IN ACCORDANCE WITH LOCAL AUTHORITY REGULATIONS. THIS DRAWING IS COPYRIGHT TO SSP GROUP. DO NOT COPY DRAWING WITHOUT PRIOR CONSENT.

NOTES:

- MAIN CONTRACTOR TO CONFIRM ALL DIMENSIONS ON SITE PRIOR TO COMMENCING WORKS.
- ALL DRAWINGS ARE TO BE READ IN CONJUNCTION WITH ARCHITECTURAL SPECIFICATION.
- STRUCTURAL, FIRE AND MECHANICAL ENGINEER'S SUMMARY, DRAWINGS AND SPECIFICATIONS.
- MAIN CONTRACTOR TO CO-ORDINATE ALL SUB-TRADES.
- JOINER TO LAISE WITH ELECTRICAL AND PLUMBING CONTRACTORS FOR INSTALLATIONS OF SERVICES.
- CONTRACTOR TO VERIFY AND SATISFY HIMSELF THAT ALL MATERIALS, FINISHES, DESIGNS ETC. SATISFY ALL STATUTORY/ REGULATORY CODES AS APPLICABLE PRIOR TO EXECUTION.



02 ELEVATION-01
402 1:15



03 SECTION-01
402 1:10

| | | |
|--------------|-------------------|---------|
| T01 14.11.24 | ISSUED FOR TENDER | HOD NM |
| REV DATE | DESCRIPTION | DRN CHK |



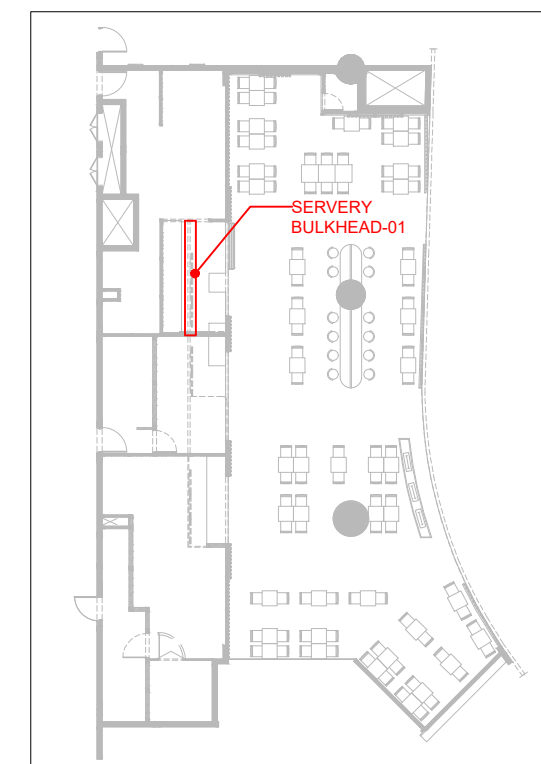
PROJECT
F03-07 DOMINOES, B.GALIYAN, IDLY NOIDA INTERNATIONAL AIRPORT LIMITED

DRAWING TITLE
J03-SERVERY BULKHEAD-01 DETAIL

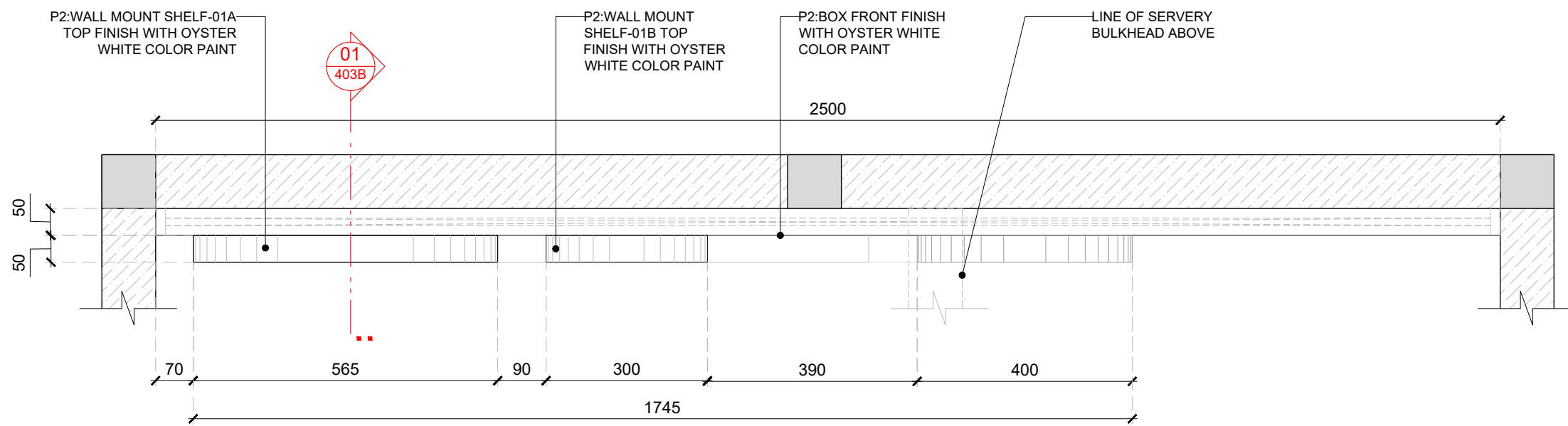
SCALE AS MENTIONED DATE 14.11.2024 DRAWN HOD A3 SHEET

STATUS
TENDER

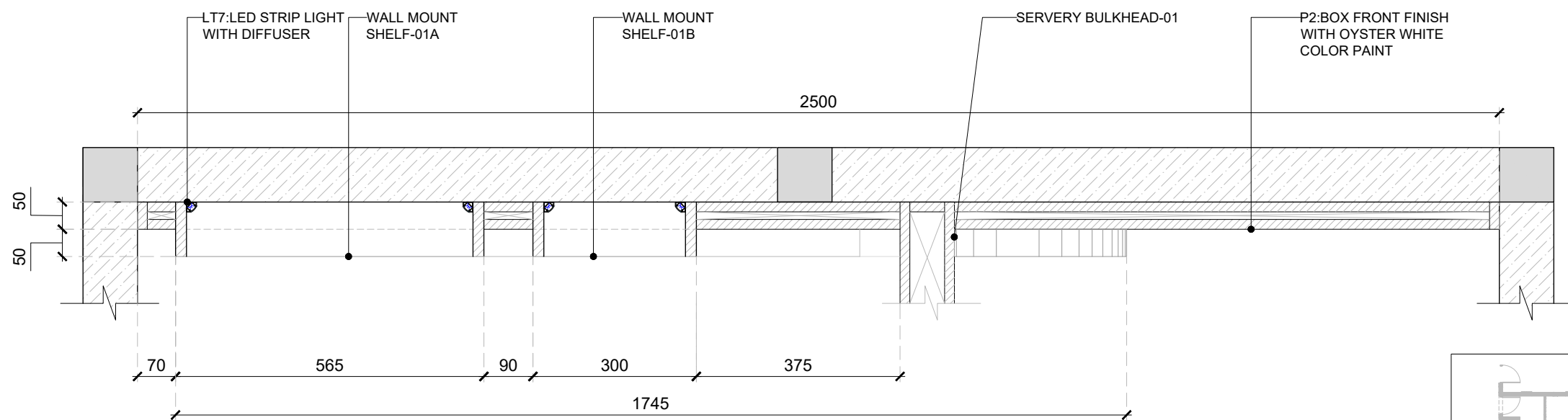
ORG PROJECT NO DRAWING TYPE NUMBER REV
TFS 2435 02GA 402 T01



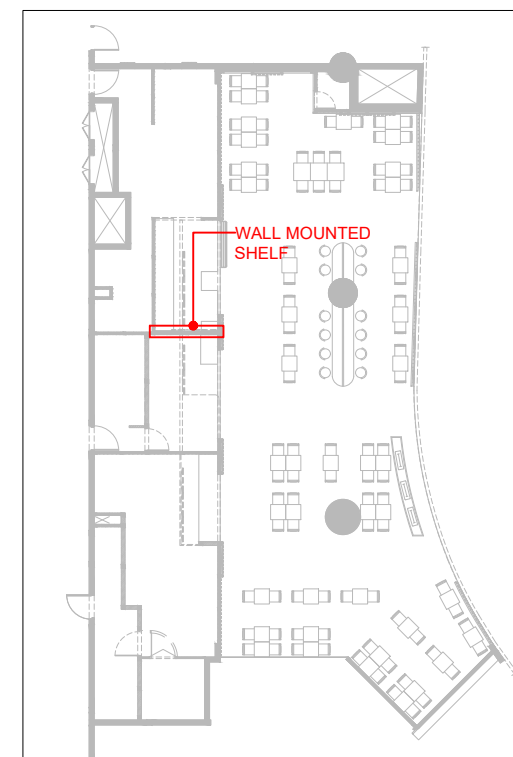
KEYPLAN



01 TOP PLAN
403A 1:10



02 FRAMING PLAN @ 2150MM LVL
403A 1:10



KEYPLAN

GENERAL NOTES:
DO NOT SCALE DRAWING.

- ALL WORK SHALL BE CARRIED OUT IN ACCORDANCE WITH LOCAL AUTHORITY REGULATIONS. THIS DRAWING IS COPYRIGHT © SSP GROUP. DO NOT COPY DRAWING WITHOUT PRIOR CONSENT.

NOTES:

1. MAIN CONTRACTOR TO CONFIRM ALL DIMENSIONS ON SITE PRIOR TO COMMENCING WORKS.
2. ALL DRAWINGS ARE TO BE READ IN CONJUNCTION WITH ARCHITECTURAL SPECIFICATION.
3. STRUCTURAL FIRE AND MECHANICAL ENGINEER'S SUMMARY, DRAWINGS AND SPECIFICATIONS.
4. MAIN CONTRACTOR TO CO-ORDINATE ALL SUB-TRADES.
5. JOINER TO LIAISE WITH ELECTRICAL AND PLUMBING CONTRACTORS FOR INSTALLATIONS OF SERVICES.
6. CONTRACTOR TO VERIFY AND SATISFY HIMSELF THAT ALL MATERIALS, FINISHES, DESIGNS ETC. SATISFY ALL STATUTORY/ REGULATORY CODES AS APPLICABLE PRIOR TO EXECUTION.

| | | |
|--------------|-------------------|---------|
| T01 14.11.24 | ISSUED FOR TENDER | HOD NM |
| REV DATE | DESCRIPTION | DRN CHK |



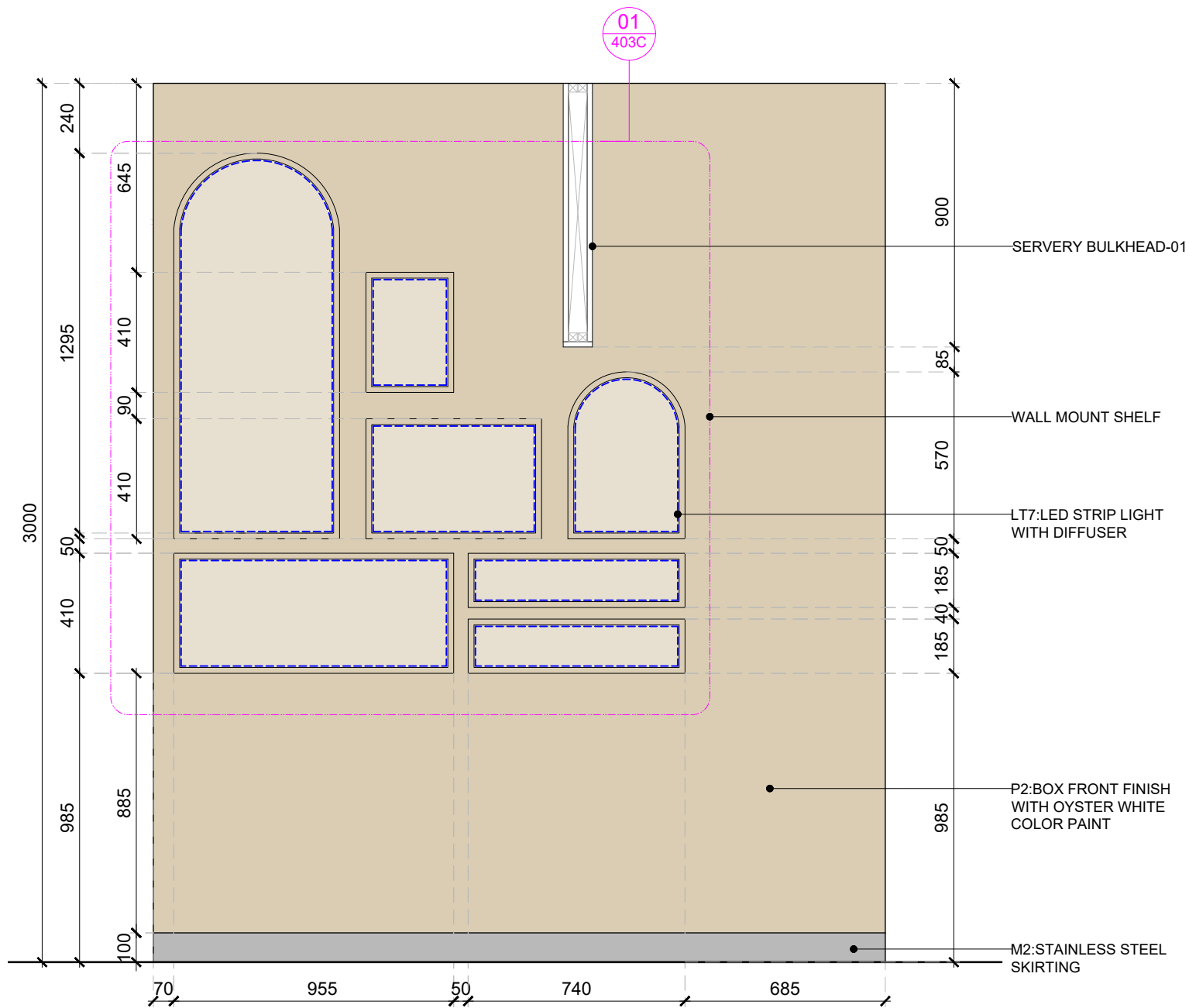
PROJECT
F03-07 DOMINOES, B.GALIYAN, IDLY NOIDA INTERNATIONAL AIRPORT LIMITED

DRAWING TITLE
J04-WALL MOUNTED SHELF DETAIL PART:A

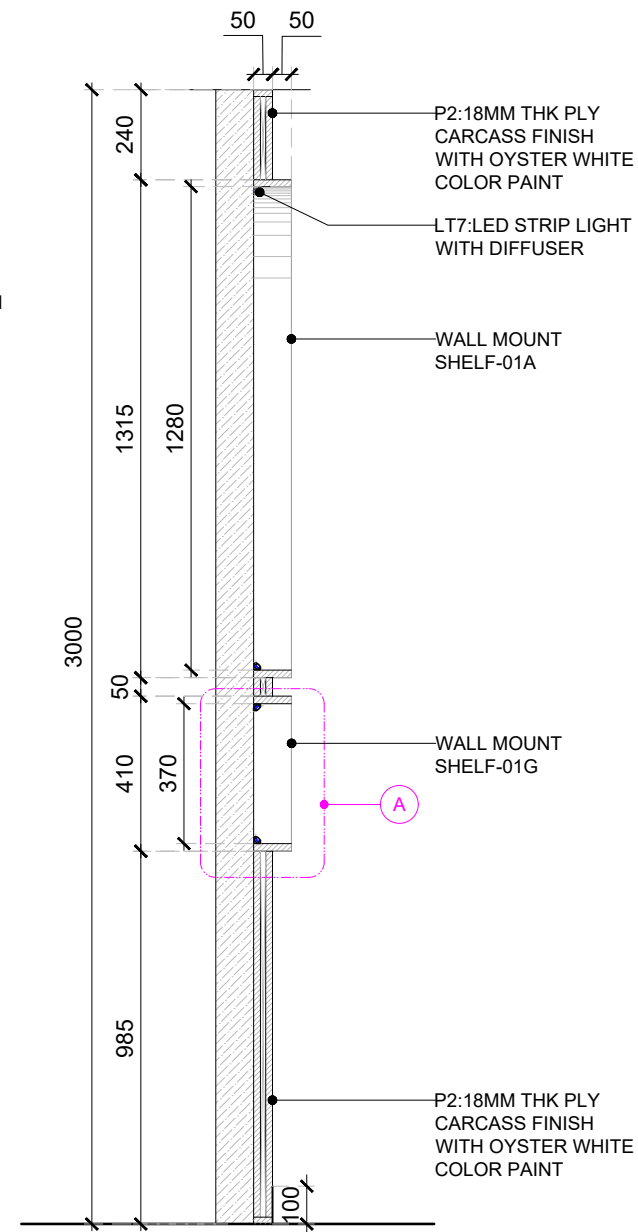
SCALE 1:10 DATE 14.11.2024 DRAWN HOD A3 SHEET

STATUS
TENDER

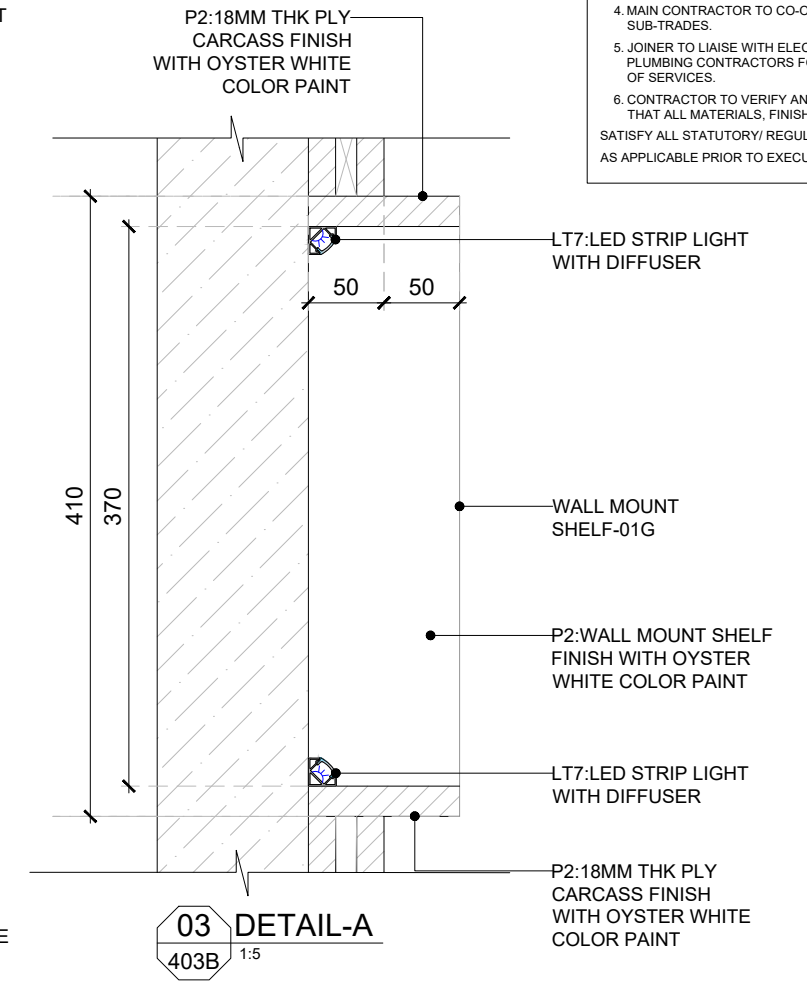
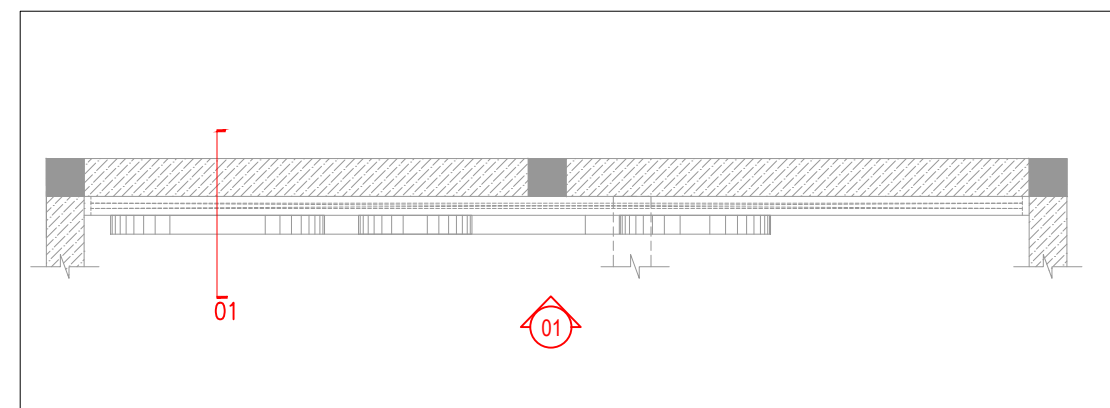
ORG PROJECT NO DRAWING TYPE NUMBER REV
TFS 2435 04DE 403A T01



01 ELEVATION-01
403B 1:20



KEYPLAN



GENERAL NOTES:
DO NOT SCALE DRAWING.

- ALL WORK SHALL BE CARRIED OUT IN ACCORDANCE WITH LOCAL AUTHORITY REGULATIONS. THIS DRAWING IS COPYRIGHT TO SSP GROUP. DO NOT COPY DRAWING WITHOUT PRIOR CONSENT.

NOTES:

1. MAIN CONTRACTOR TO CONFIRM ALL DIMENSIONS ON SITE PRIOR TO COMMENCING WORKS.
2. ALL DRAWINGS ARE TO BE READ IN CONJUNCTION WITH ARCHITECTURAL SPECIFICATION.
3. STRUCTURAL, FIRE AND MECHANICAL ENGINEER'S SUMMARY DRAWINGS AND SPECIFICATIONS.
4. MAIN CONTRACTOR TO CO-ORDINATE ALL SUB-TRADES.
5. JOINER TO LIAISE WITH ELECTRICAL AND PLUMBING CONTRACTORS FOR INSTALLATIONS OF SERVICES.
6. CONTRACTOR TO VERIFY AND SATISFY HIMSELF THAT ALL MATERIALS, FINISHES, DESIGNS ETC. SATISFY ALL STATUTORY/ REGULATORY CODES AS APPLICABLE PRIOR TO EXECUTION.

| REV | DATE | DESCRIPTION | HOD | CHK |
|-----|----------|-------------------|-----|-----|
| T01 | 14.11.24 | ISSUED FOR TENDER | | |



PROJECT
F03-07 DOMINOES, B.GALIYAN, IDLY
NOIDA INTERNATIONAL
AIRPORT LIMITED

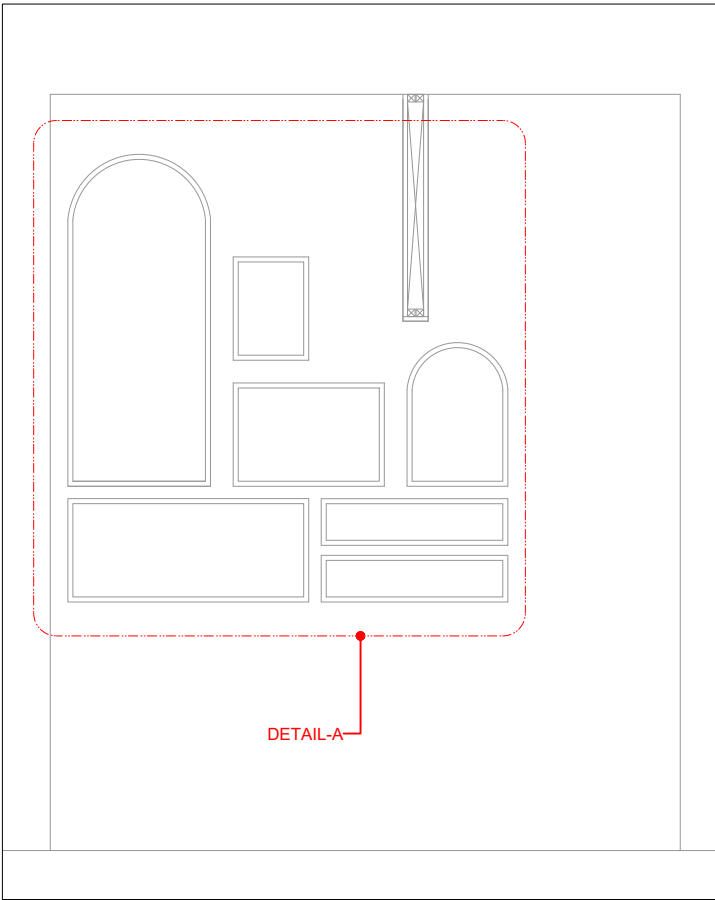
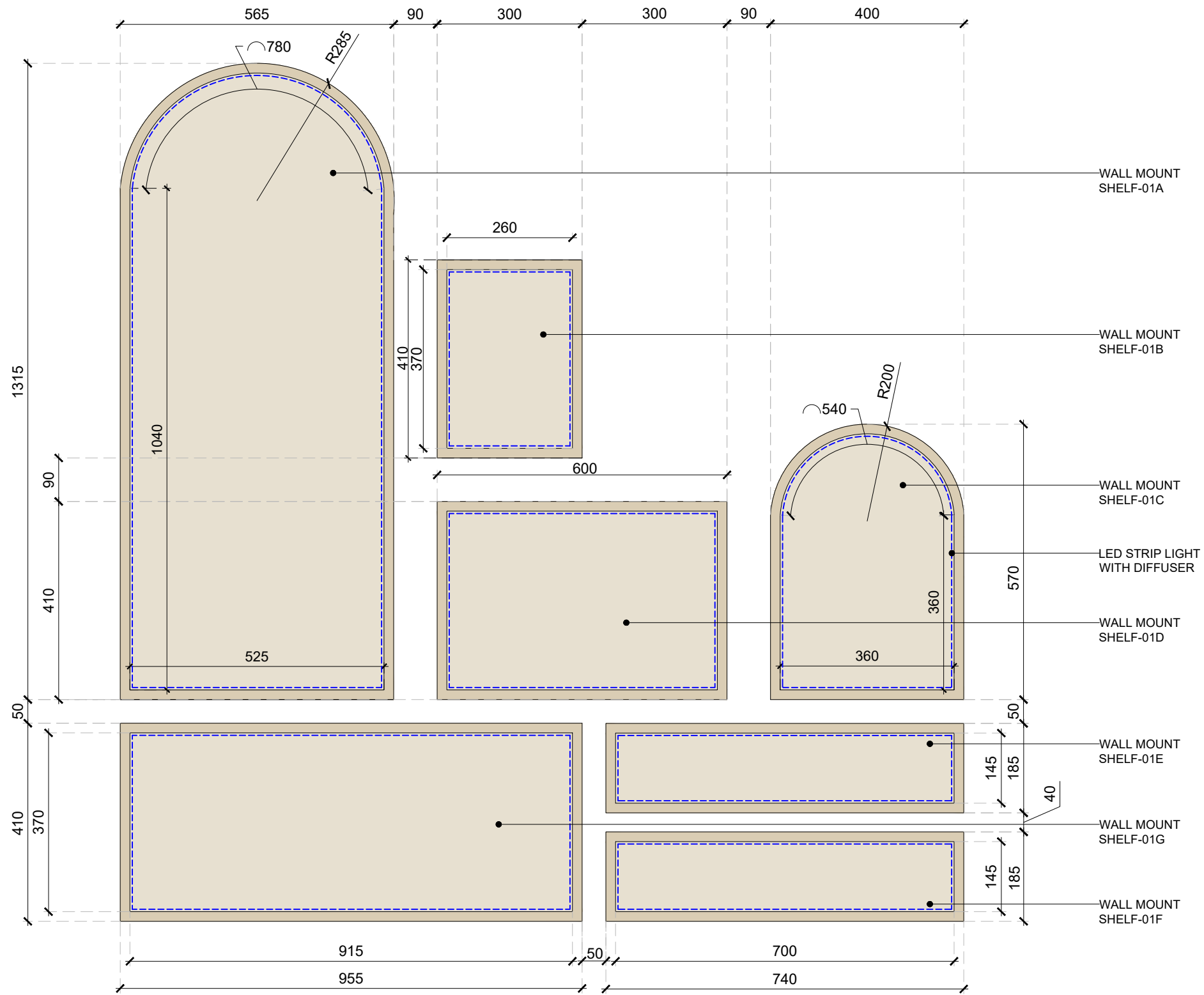
DRAWING TITLE
J04-WALL MOUNTED SHELF DETAIL
PART:B

SCALE: AS MENTIONED DATE: 14.11.2024 DRAWN: HOD A3 SHEET

STATUS

TENDER

ORG PROJECT NO DRAWING TYPE NUMBER REV
TFS 2435 04DE 403B T01



KEYPLAN

GENERAL NOTES:
 DO NOT SCALE DRAWING.

- ALL WORK SHALL BE CARRIED OUT IN ACCORDANCE WITH LOCAL AUTHORITY REGULATIONS. THIS DRAWING IS COPYRIGHT TO SSP GROUP. DO NOT COPY DRAWING WITHOUT PRIOR CONSENT.

NOTES:

- MAIN CONTRACTOR TO CONFIRM ALL DIMENSIONS ON SITE PRIOR TO COMMENCING WORKS.
- ALL DRAWINGS ARE TO BE READ IN CONJUNCTION WITH ARCHITECTURAL SPECIFICATION.
- STRUCTURAL, FIRE AND MECHANICAL ENGINEER'S SUMMARY, DRAWINGS AND SPECIFICATIONS.
- MAIN CONTRACTOR TO CO-ORDINATE ALL SUB-TRADES.
- JOINER TO LIAISE WITH ELECTRICAL AND PLUMBING CONTRACTORS FOR INSTALLATIONS OF SERVICES.
- CONTRACTOR TO VERIFY AND SATISFY HIMSELF THAT ALL MATERIALS, FINISHES, DESIGNS ETC. SATISFY ALL STATUTORY/ REGULATORY CODES AS APPLICABLE PRIOR TO EXECUTION.

01 DETAIL-01
 403C 1:10

| REV DATE | DESCRIPTION | HOD NM | DRN CHK |
|--------------|-------------------|--------|---------|
| T01 14.11.24 | ISSUED FOR TENDER | | |



PROJECT
 F03-07 DOMINOES, B.GALIYAN, IDLY
 NOIDA INTERNATIONAL
 AIRPORT LIMITED

DRAWING TITLE
 J04-WALL MOUNTED SHELF DETAIL
 PART:C

SCALE 1:10 DATE 14.11.2024 DRAWN HOD A3 SHEET

STATUS
 TENDER

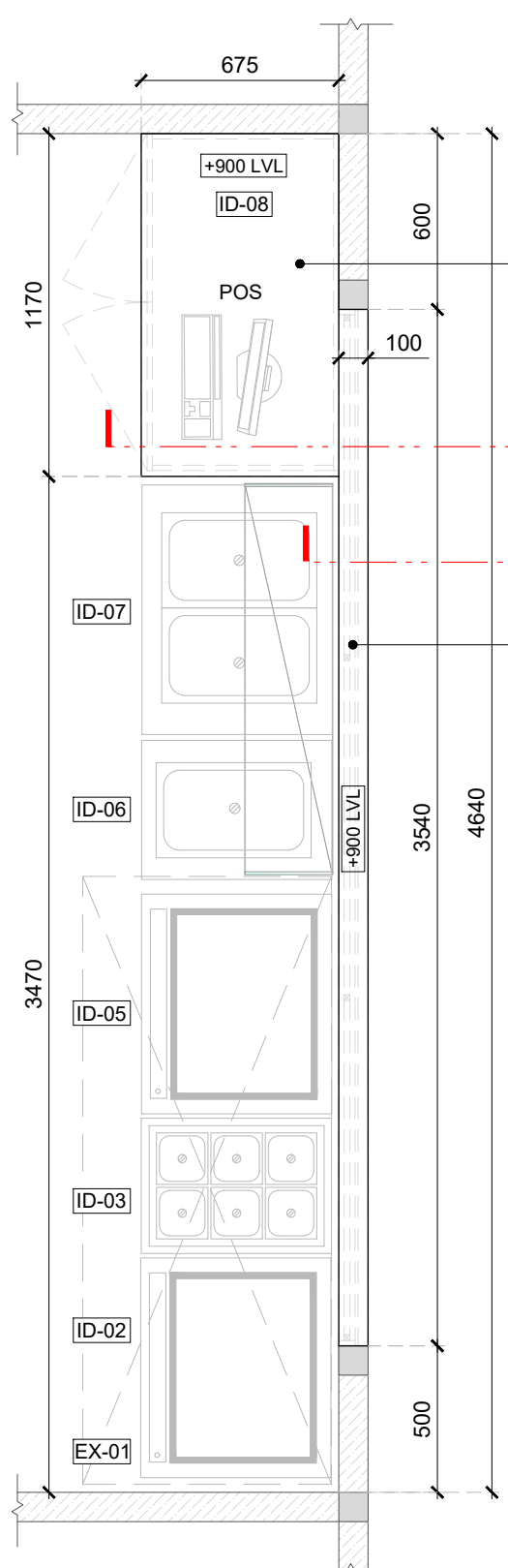
| ORG | PROJECT NO | DRAWING TYPE | NUMBER | REV |
|-----|------------|--------------|--------|-----|
| TFS | 2435 | 04DE | 403C | T01 |

GENERAL NOTES:
DO NOT SCALE DRAWING.

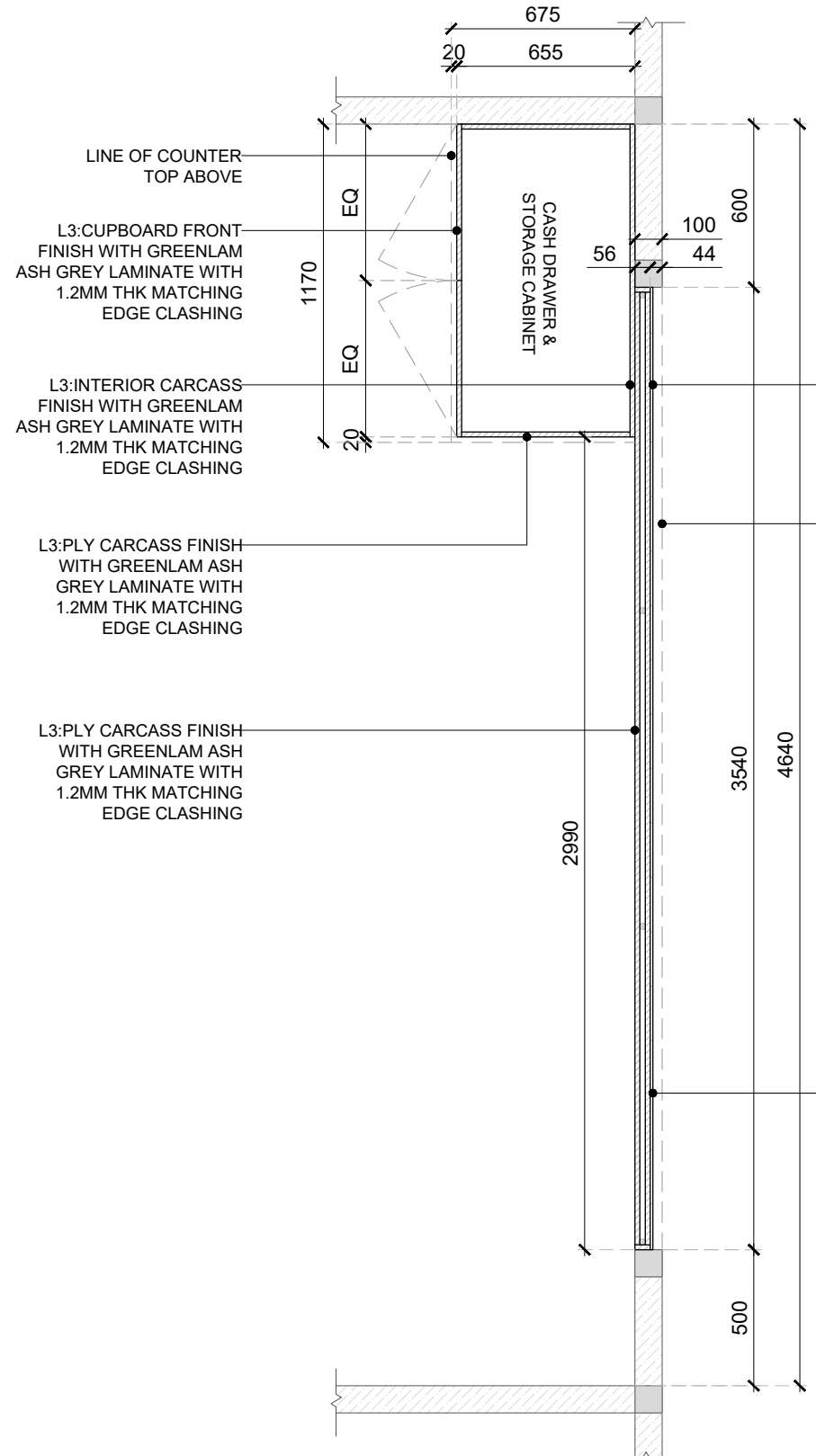
- ALL WORK SHALL BE CARRIED OUT IN ACCORDANCE WITH LOCAL AUTHORITY REGULATIONS. THIS DRAWING IS COPYRIGHT TO SSP GROUP. DO NOT COPY DRAWING WITHOUT PRIOR CONSENT.

NOTES:

- MAIN CONTRACTOR TO CONFIRM ALL DIMENSIONS ON SITE PRIOR TO COMMENCING WORKS.
- ALL DRAWINGS ARE TO BE READ IN CONJUNCTION WITH ARCHITECTURAL SPECIFICATION.
- STRUCTURAL, FIRE AND MECHANICAL ENGINEER'S SUMMARY, DRAWINGS AND SPECIFICATIONS.
- MAIN CONTRACTOR TO CO-ORDINATE ALL SUB-TRADES.
- JOINER TO LIAISE WITH ELECTRICAL AND PLUMBING CONTRACTORS FOR INSTALLATIONS OF SERVICES.
- CONTRACTOR TO VERIFY AND SATISFY HIMSELF THAT ALL MATERIALS, FINISHES, DESIGNS ETC. SATISFY ALL STATUTORY/ REGULATORY CODES AS APPLICABLE PRIOR TO EXECUTION.

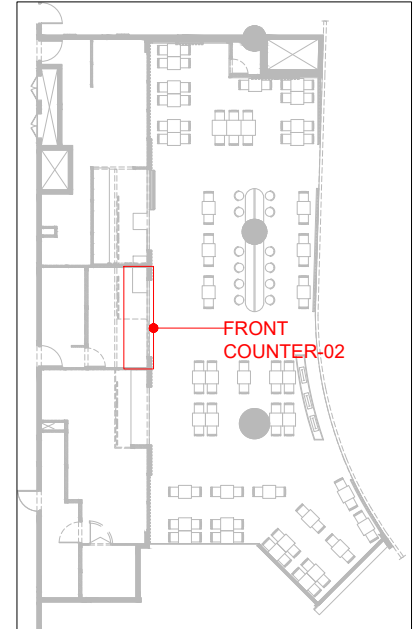


01 TOP PLAN
404A 1:25



02 FRAMING PLAN @ 500MM LVL
404A 1:25

| EQUIPMENT LIST | |
|----------------|---|
| CODE | DESCRIPTION |
| ID-02 | HOT PLATE WITH 1 U/S |
| ID-03 | 1/1 GN PAN AMBIENT BAIN MARIE |
| ID-05 | TABLE TOP HOT PLATE |
| ID-06 | 1/1 GN PAN COLD BAIN MARIE |
| ID-07 | 1/1 GN PAN 2 CONTAINERS HOT BAIN MARIE |
| ID-08 | COUNTER WITH BOTTOM STORAGE AND DOOR - AS PER OPERATION TEAMS INPUT |
| EX-01 | EXHAUST HOOD WITH SS FILTERS |



KEY PLAN

| REV DATE | DESCRIPTION | HOD NM | DRN CHK |
|--------------|-------------------|--------|---------|
| T01 14.11.24 | ISSUED FOR TENDER | | |



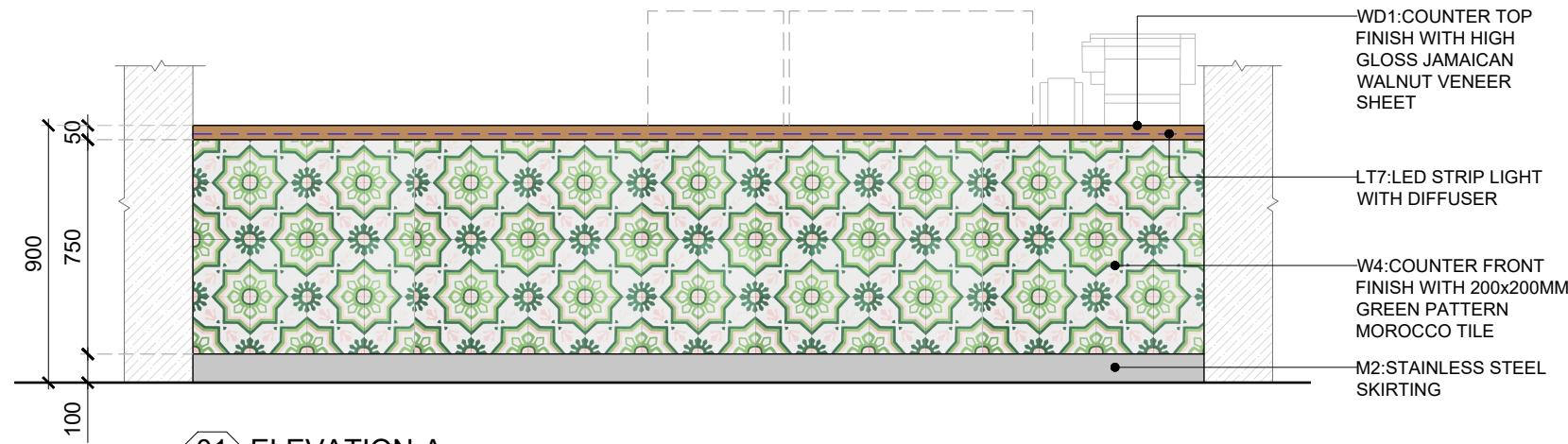
PROJECT
F03-07 DOMINOES, B.GALIYAN, IDLY NOIDA INTERNATIONAL AIRPORT LIMITED

DRAWING TITLE
J05-FRONT COUNTER-02 DETAIL-PART:A

SCALE 1:25 DATE 14.11.2024 DRAWN HOD A3 SHEET

STATUS
TENDER

ORG PROJECT NO DRAWING TYPE NUMBER REV
TFS 2435 04DE 404A T01



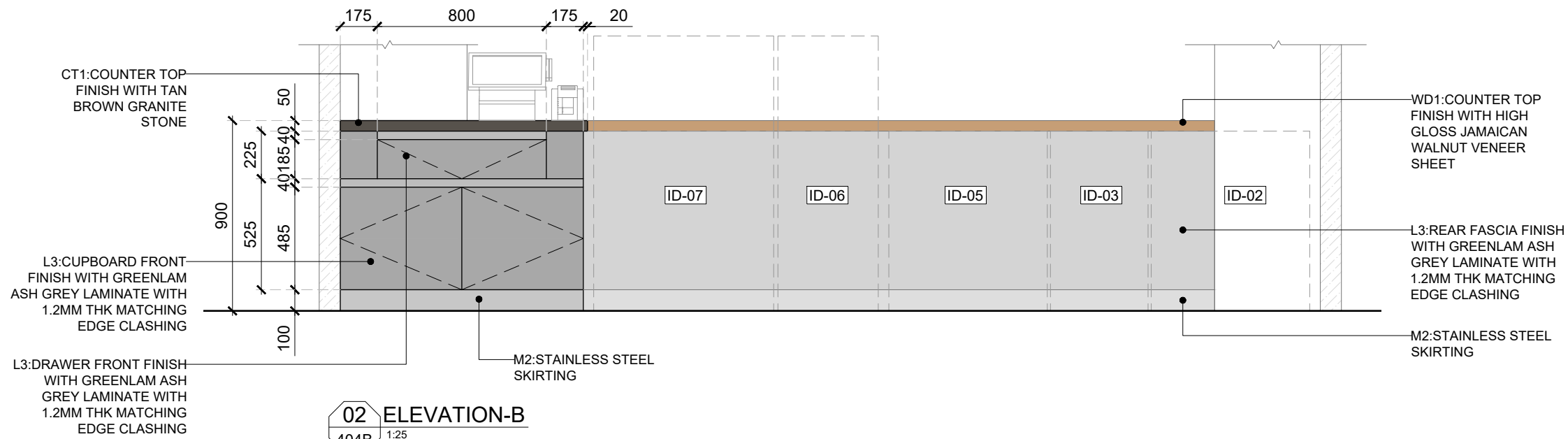
01 ELEVATION-A
404B 1:25

GENERAL NOTES:
DO NOT SCALE DRAWING.

- ALL WORK SHALL BE CARRIED OUT IN ACCORDANCE WITH LOCAL AUTHORITY REGULATIONS. THIS DRAWING IS COPYRIGHT TO SSP GROUP. DO NOT COPY DRAWING WITHOUT PRIOR CONSENT.

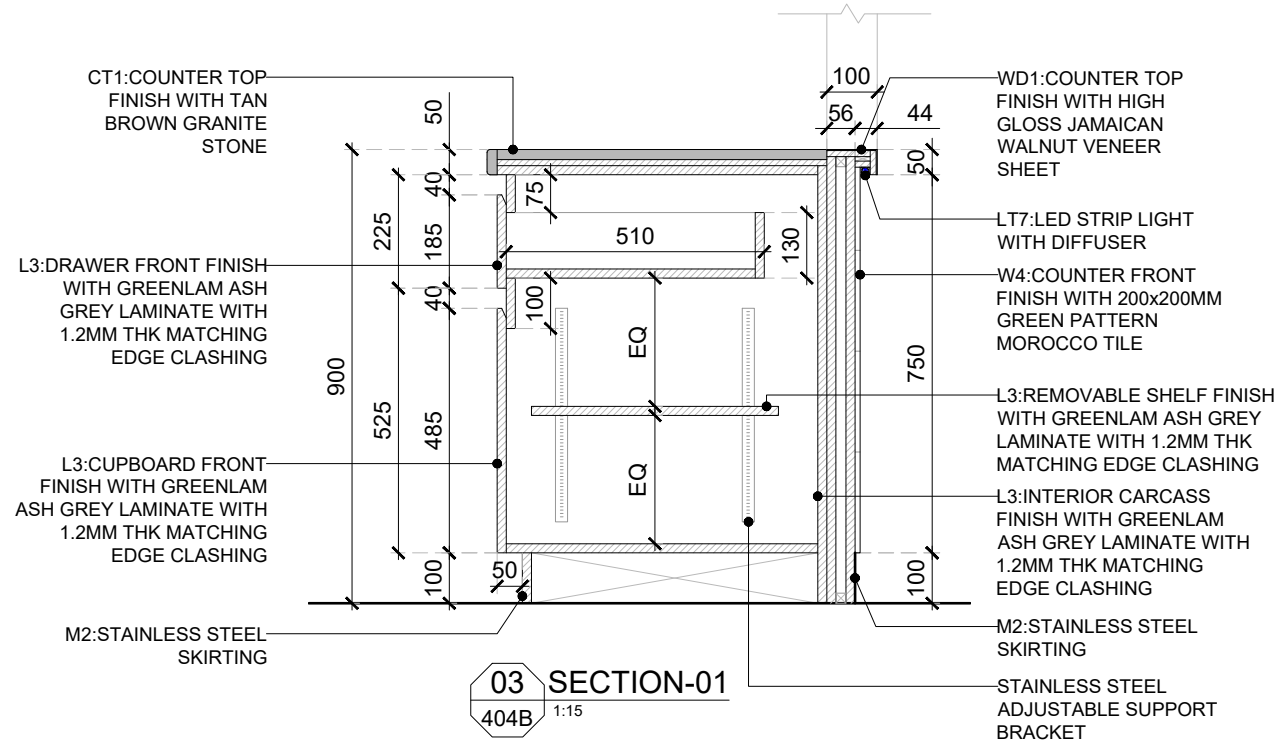
NOTES:

- MAIN CONTRACTOR TO CONFIRM ALL DIMENSIONS ON SITE PRIOR TO COMMENCING WORKS.
- ALL DRAWINGS ARE TO BE READ IN CONJUNCTION WITH ARCHITECTURAL SPECIFICATION.
- STRUCTURAL, FIRE AND MECHANICAL ENGINEER'S SUMMARY, DRAWINGS AND SPECIFICATIONS.
- MAIN CONTRACTOR TO CO-ORDINATE ALL SUB-TRADES.
- JOINER TO LIAISE WITH ELECTRICAL AND PLUMBING CONTRACTORS FOR INSTALLATIONS OF SERVICES.
- CONTRACTOR TO VERIFY AND SATISFY HIMSELF THAT ALL MATERIALS, FINISHES, DESIGNS ETC. SATISFY ALL STATUTORY/ REGULATORY CODES AS APPLICABLE PRIOR TO EXECUTION.

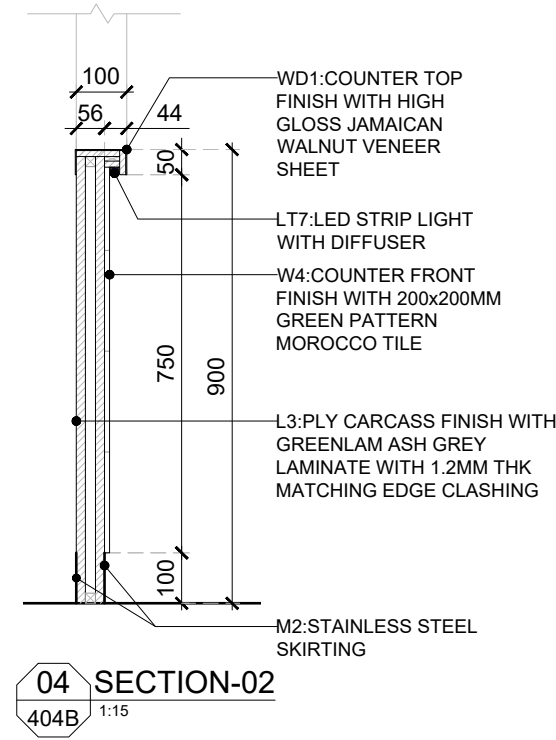


02 ELEVATION-B
404B 1:25

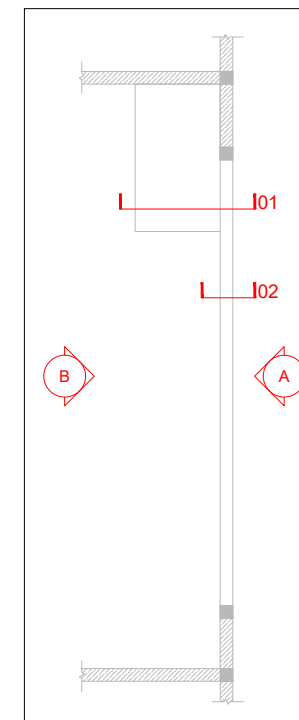
| REV DATE | DESCRIPTION | HOD NM | DRN CHK |
|--------------|-------------------|--------|---------|
| T01 14.11.24 | ISSUED FOR TENDER | | |



03 SECTION-01
404B 1:15



04 SECTION-02
404B 1:15



KEY PLAN



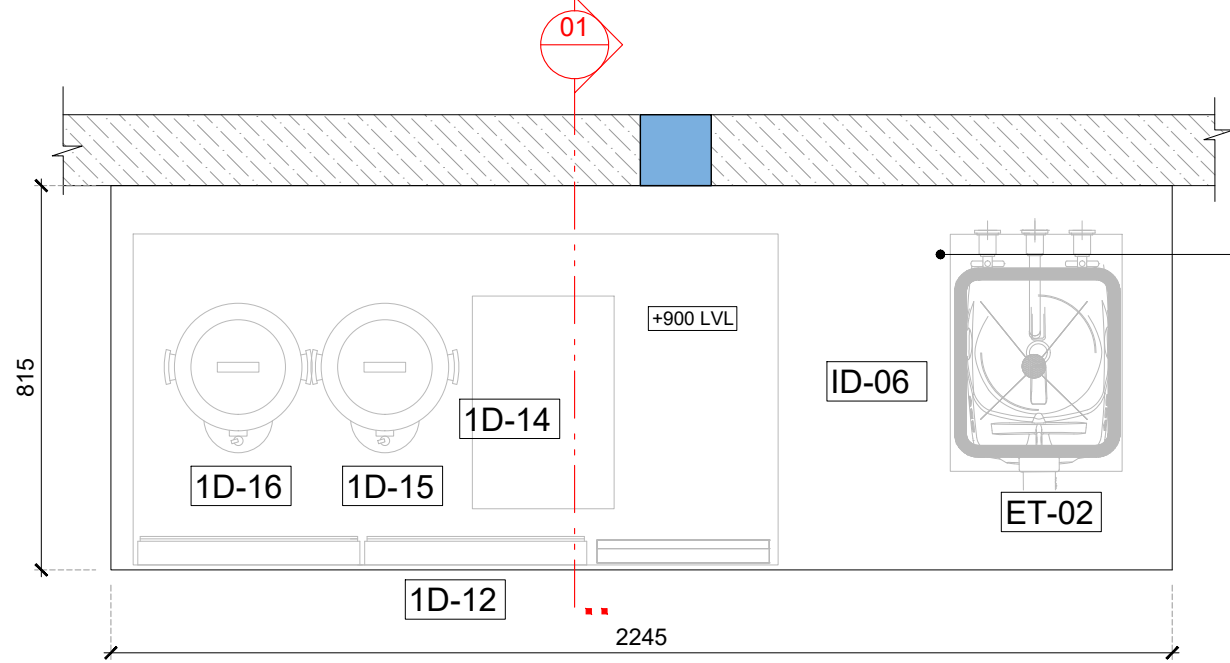
PROJECT
F03-07 DOMINOES, B.GALIYAN, IDLY NOIDA INTERNATIONAL AIRPORT LIMITED

DRAWING TITLE
J05-FRONT COUNTER-02 DETAIL- PART:B

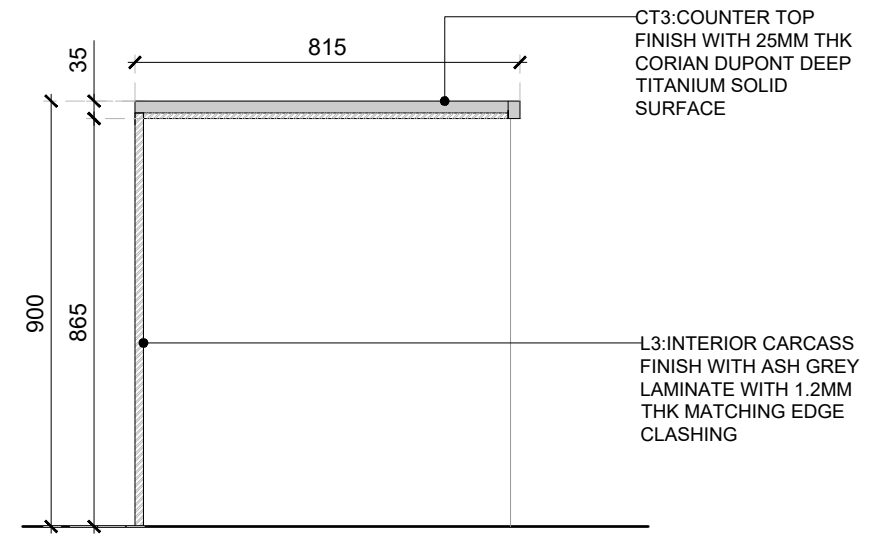
SCALE: AS MENTIONED DATE: 14.11.2024 DRAWN HOD: A3 SHEET

STATUS
TENDER

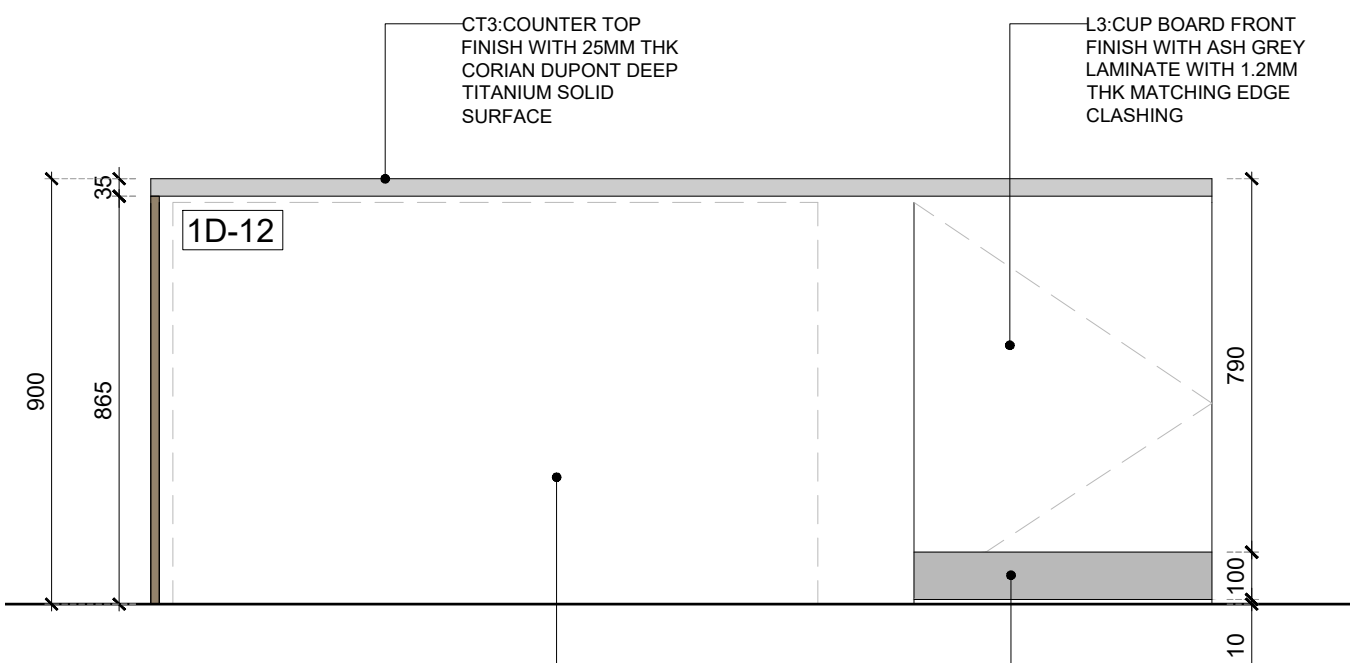
ORG PROJECT NO DRAWING TYPE NUMBER REV
TFS 2435 04DE 404B T01



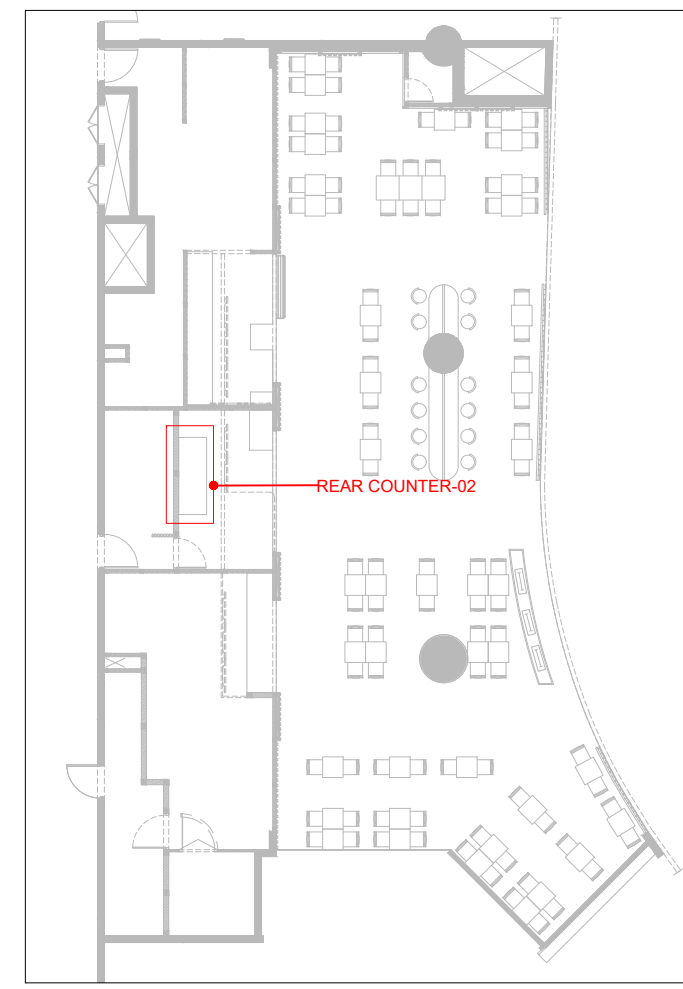
01 TOP PLAN
405 1:15



01 SECTION-01
405 1:15



02 ELEVATION-01
405 1:15



KEY PLAN

GENERAL NOTES:
DO NOT SCALE DRAWING.

- ALL WORK SHALL BE CARRIED OUT IN ACCORDANCE WITH LOCAL AUTHORITY REGULATIONS. THIS DRAWING IS COPYRIGHT TO SSP GROUP. DO NOT COPY DRAWING WITHOUT PRIOR CONSENT.

NOTES:

- MAIN CONTRACTOR TO CONFIRM ALL DIMENSIONS ON SITE PRIOR TO COMMENCING WORKS.
- ALL DRAWINGS ARE TO BE READ IN CONJUNCTION WITH ARCHITECTURAL SPECIFICATION.
- STRUCTURAL, FIRE AND MECHANICAL ENGINEER'S SUMMARY DRAWINGS AND SPECIFICATIONS.
- MAIN CONTRACTOR TO CO-ORDINATE ALL SUB-TRADES.
- JOINER TO LIAISE WITH ELECTRICAL AND PLUMBING CONTRACTORS FOR INSTALLATIONS OF SERVICES.
- CONTRACTOR TO VERIFY AND SATISFY HIMSELF THAT ALL MATERIALS, FINISHES, DESIGNS ETC. SATISFY ALL STATUTORY/ REGULATORY CODES AS APPLICABLE PRIOR TO EXECUTION.

--- INDICATES PROPOSED JOINERY ITEMS
- - - INDICATES PROPOSED JOINERY ITEMS ABOVE

| REV | DATE | DESCRIPTION | HOD NM | DRN CHK |
|-----|----------|-------------------|--------|---------|
| T01 | 14.11.24 | ISSUED FOR TENDER | | |



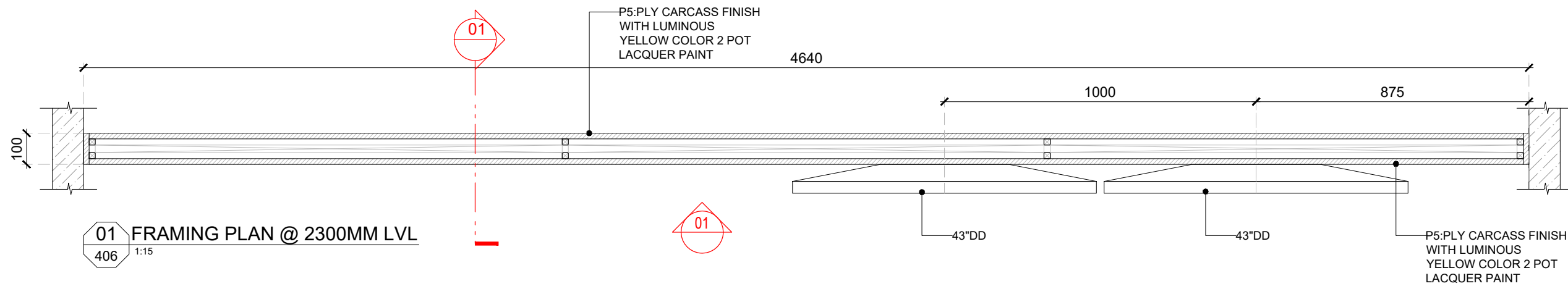
PROJECT
F03-07 DOMINOES, B.GALIYAN, IDLY
NOIDA INTERNATIONAL
AIRPORT LIMITED

DRAWING TITLE
J06-REAR COUNTER-02 DETAIL

SCALE 1:15 DATE 14.11.2024 DRAWN HOD A3 SHEET

STATUS
TENDER

| ORG | PROJECT NO | DRAWING TYPE | NUMBER | REV |
|-----|------------|--------------|--------|-----|
| TFS | 2435 | 04DE | 405 | T01 |

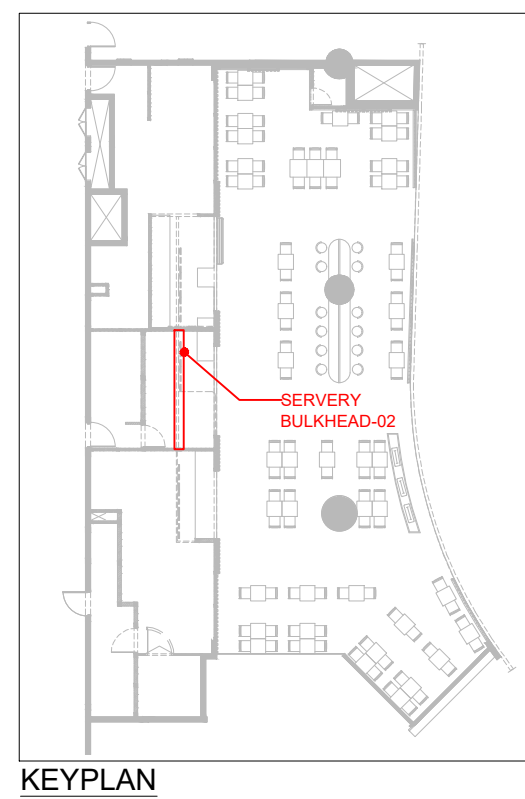
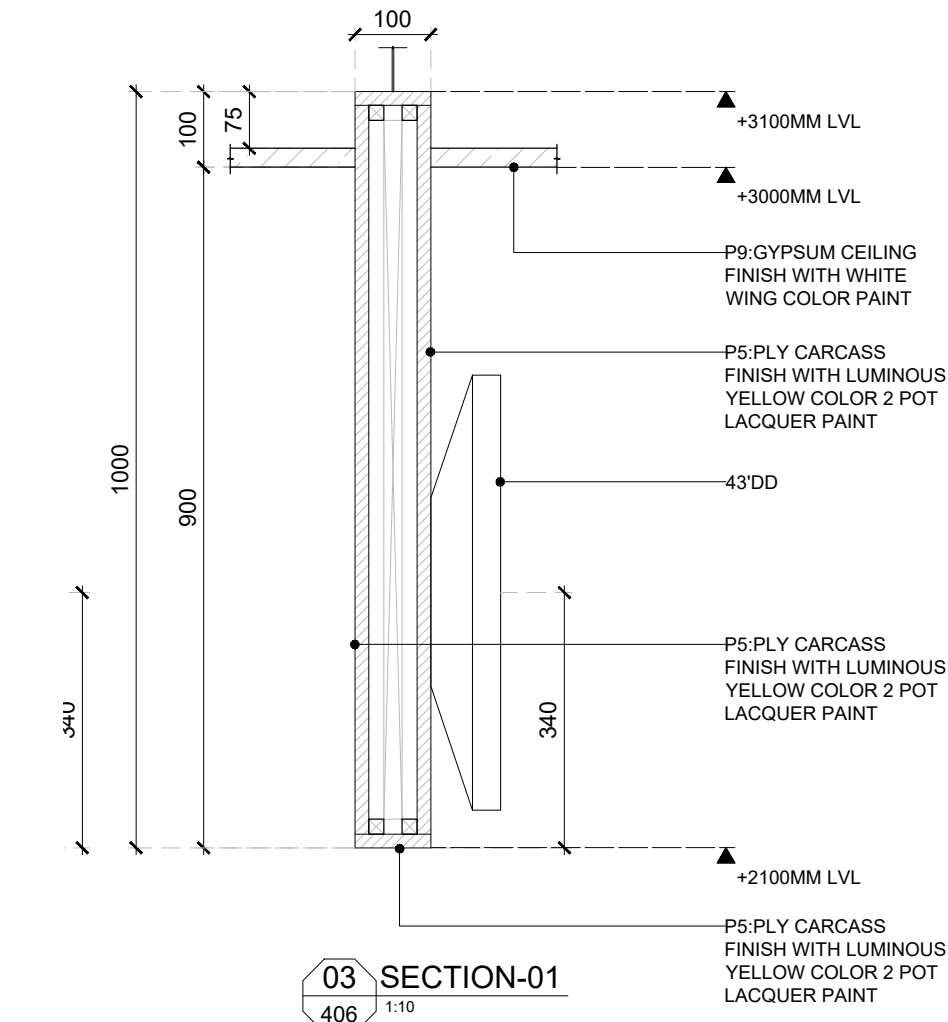
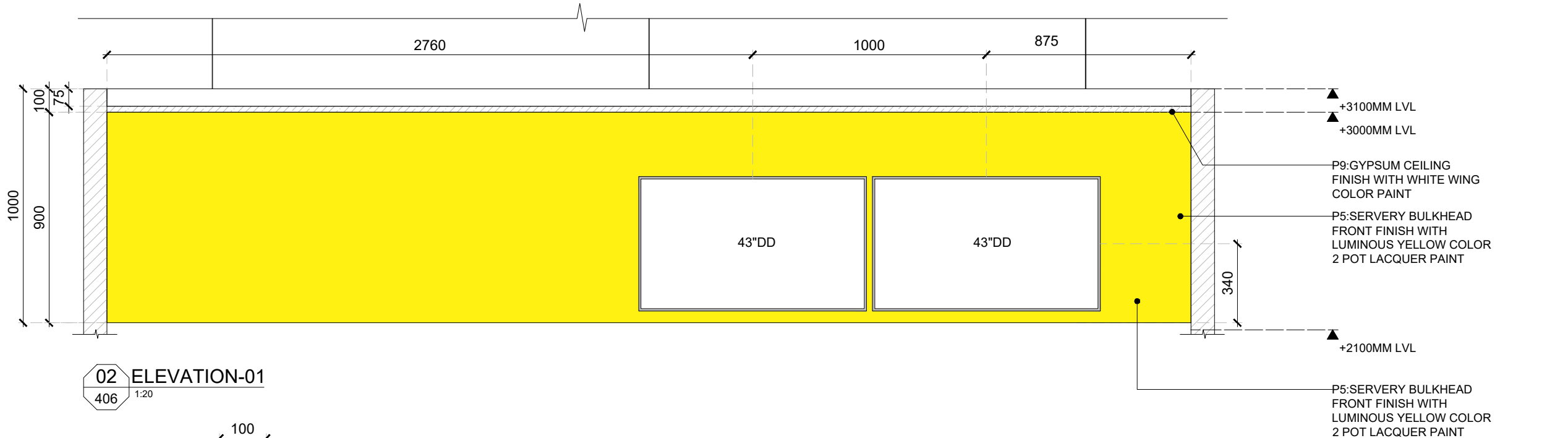


GENERAL NOTES:
DO NOT SCALE DRAWING.

- ALL WORK SHALL BE CARRIED OUT IN ACCORDANCE WITH LOCAL AUTHORITY REGULATIONS. THIS DRAWING IS COPYRIGHT TO SSP GROUP. DO NOT COPY DRAWING WITHOUT PRIOR CONSENT.

NOTES:

- MAIN CONTRACTOR TO CONFIRM ALL DIMENSIONS ON SITE PRIOR TO COMMENCING WORKS.
- ALL DRAWINGS ARE TO BE READ IN CONJUNCTION WITH ARCHITECTURAL SPECIFICATION.
- STRUCTURAL, FIRE AND MECHANICAL ENGINEER'S SUMMARY, DRAWINGS AND SPECIFICATIONS.
- MAIN CONTRACTOR TO CO-ORDINATE ALL SUB-TRADES.
- JOINER TO LAISE WITH ELECTRICAL AND PLUMBING CONTRACTORS FOR INSTALLATIONS OF SERVICES.
- CONTRACTOR TO VERIFY AND SATISFY HIMSELF THAT ALL MATERIALS, FINISHES, DESIGNS ETC. SATISFY ALL STATUTORY/ REGULATORY CODES AS APPLICABLE PRIOR TO EXECUTION.



| REV DATE | DESCRIPTION | HOD NM | DRN CHK |
|--------------|-------------------|--------|---------|
| T01 14.11.24 | ISSUED FOR TENDER | | |



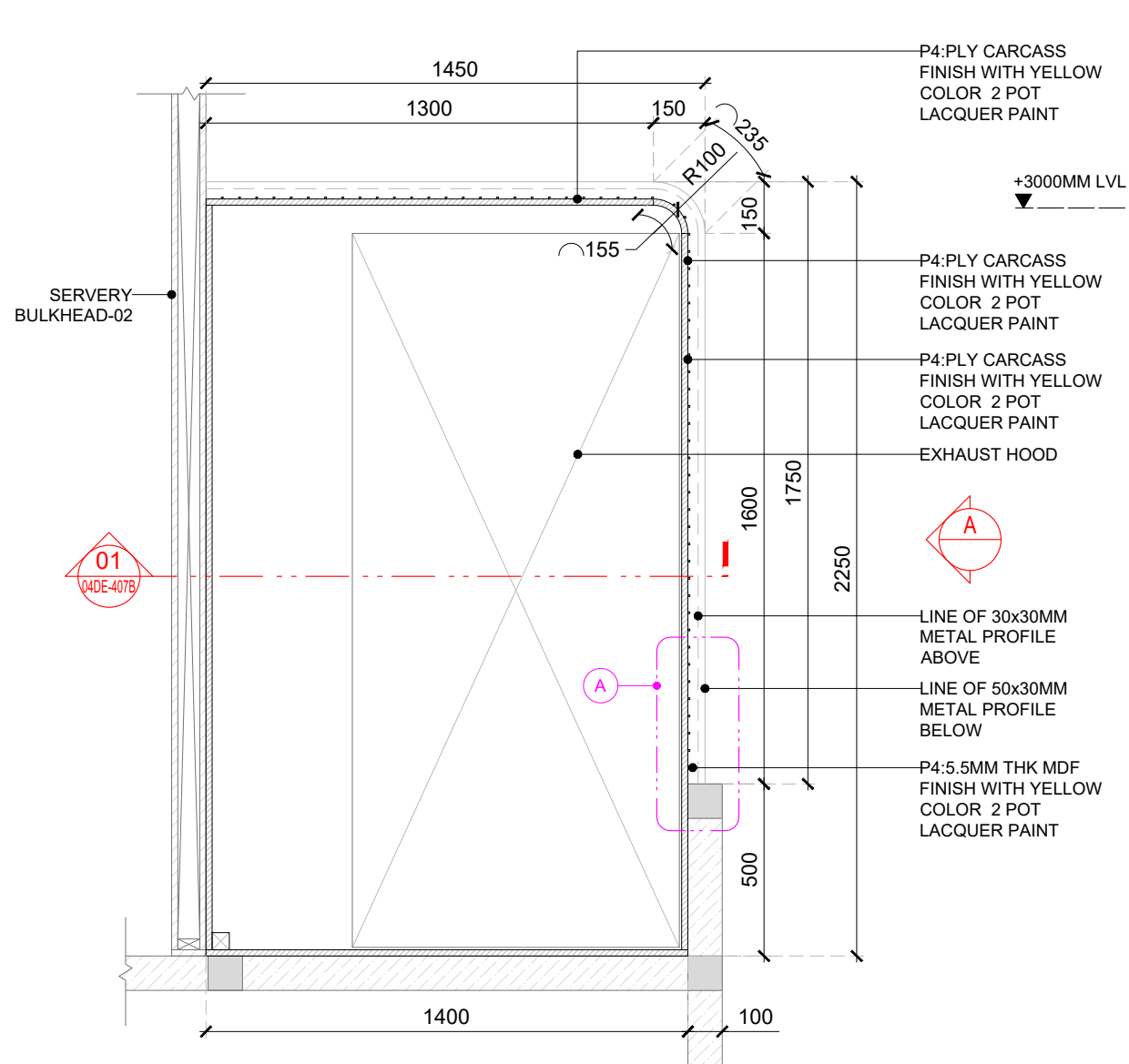
PROJECT
F03-07 DOMINOES, B.GALIYAN, IDLY
NOIDA INTERNATIONAL
AIRPORT LIMITED

DRAWING TITLE
J07-SERVERY BULKHEAD-02 DETAIL

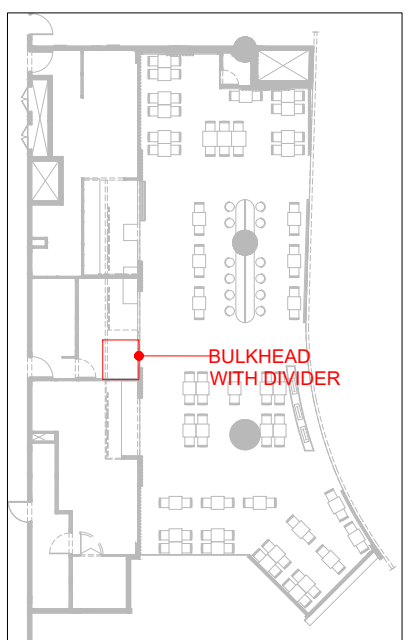
SCALE AS MENTIONED DATE 14.11.2024 DRAWN HOD A3 SHEET

STATUS
TENDER

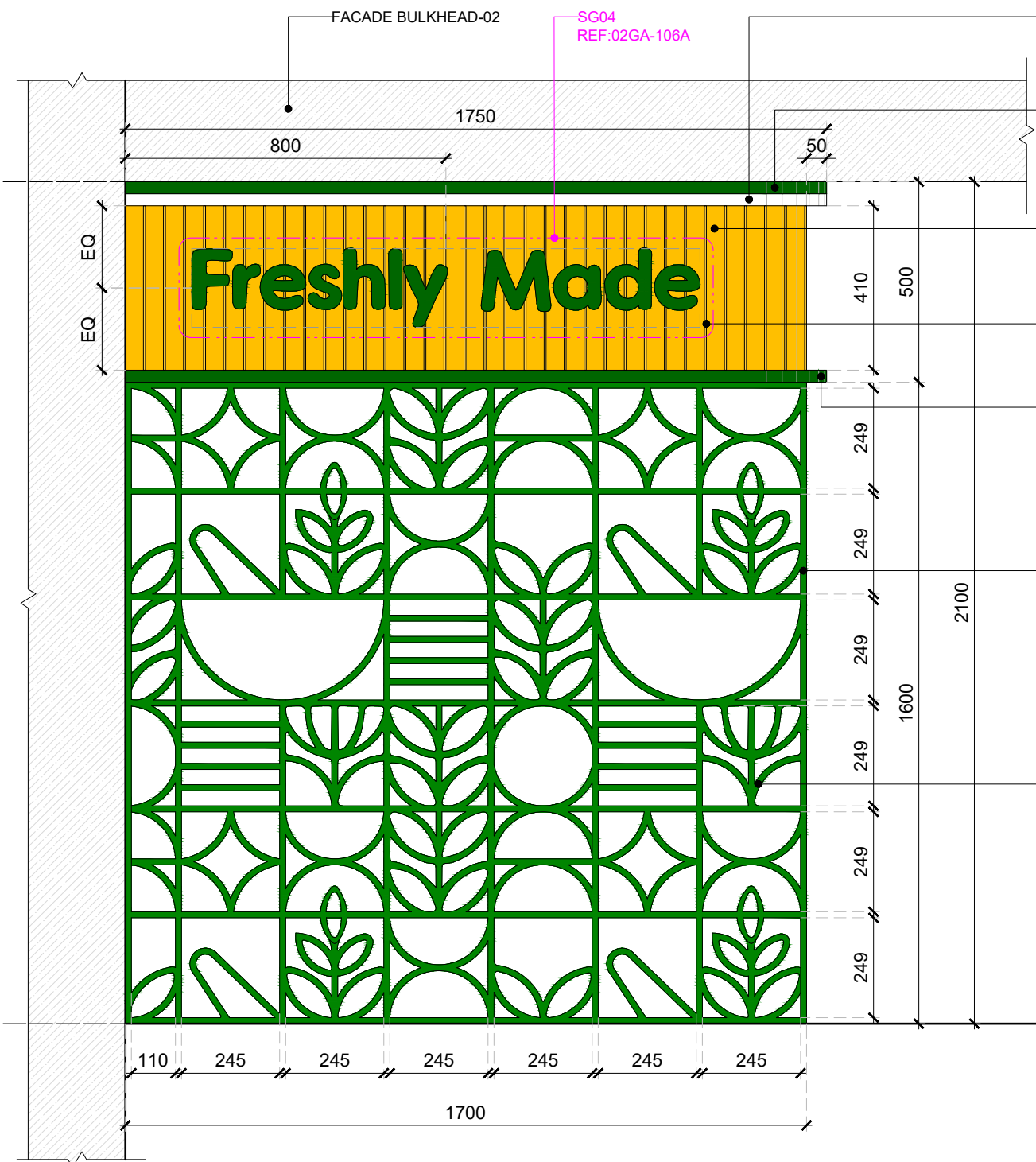
ORG PROJECT NO DRAWING TYPE NUMBER REV
TFS 2435 04DE 406 T01



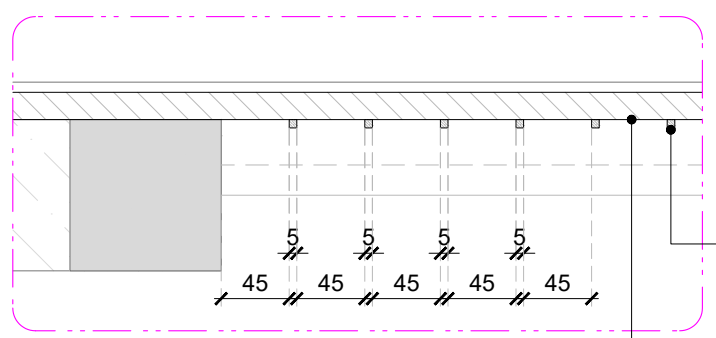
01 FRAMING PLAN @ 3200MM LVL
407A 1:20



KEY PLAN



02 ELEVATION-A
407A 1:15



03 DETAIL-A
407A 1:5

- P3:30x30MM METAL PROFILE FINISH WHITE COLOR 2 POT LACQUER PAINT
- P5:50x30MM METAL PROFILE FINISH GREEN COLOR 2 POT LACQUER PAINT
- P4:BULKHEAD FRONT FINISH WITH YELLOW COLOR 2 POT LACQUER PAINT
- P4:5.5MM THK MDF FINISH WITH YELLOW COLOR 2 POT LACQUER PAINT
- P5:50x30MM METAL PROFILE FINISH GREEN COLOR 2 POT LACQUER PAINT
- P5:15x15MM METAL PROFILE FINISH GREEN COLOR 2 POT LACQUER PAINT
- P5:15x15MM METAL PROFILE FINISH GREEN COLOR 2 POT LACQUER PAINT

| REV | DATE | DESCRIPTION | HOD | CHK |
|-----|----------|-------------------|-----|-----|
| T01 | 14.11.24 | ISSUED FOR TENDER | | |



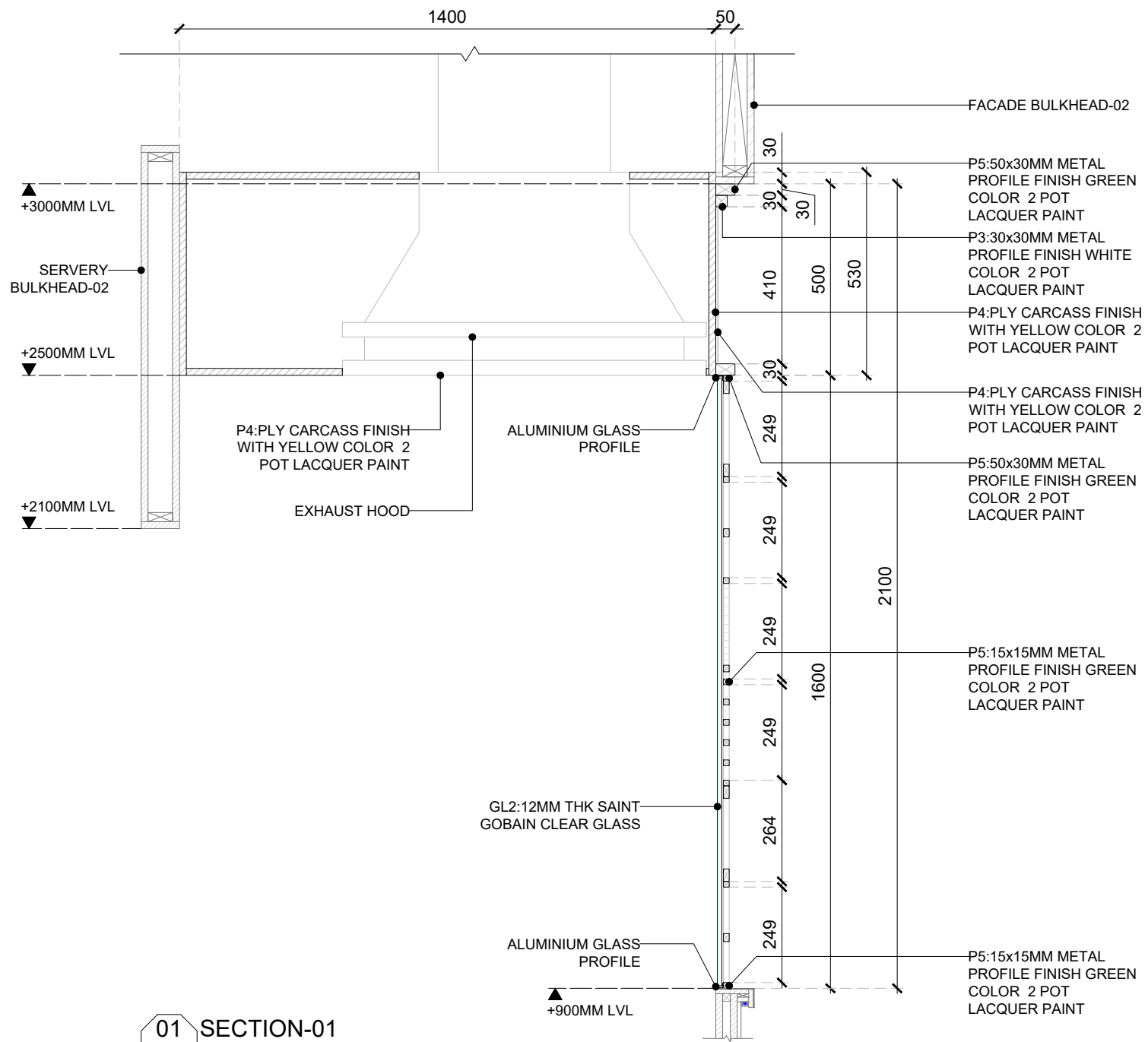
PROJECT
F03-07 DOMINOES, B.GALIYAN, IDLY NOIDA INTERNATIONAL AIRPORT LIMITED

DRAWING TITLE
J08-BULKHEAD WITH DIVIDER DETAIL-PART:A

SCALE: AS MENTIONED DATE: 14.11.2024 DRAWN: HOD A3 SHEET

STATUS
TENDER

ORG PROJECT NO DRAWING TYPE NUMBER REV
TFS 2435 04DE 407A T01



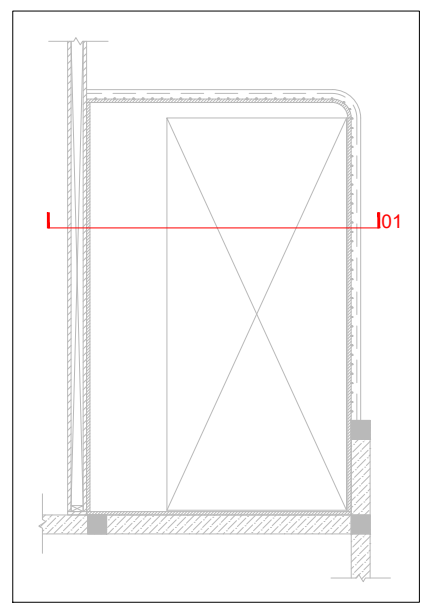
01 SECTION-01
407B 1:15

GENERAL NOTES:
DO NOT SCALE DRAWING.

- ALL WORK SHALL BE CARRIED OUT IN ACCORDANCE WITH LOCAL AUTHORITY REGULATIONS. THIS DRAWING IS COPYRIGHT TO SSP GROUP. DO NOT COPY DRAWING WITHOUT PRIOR CONSENT.

NOTES:

- MAIN CONTRACTOR TO CONFIRM ALL DIMENSIONS ON SITE PRIOR TO COMMENCING WORKS.
- ALL DRAWINGS ARE TO BE READ IN CONJUNCTION WITH ARCHITECTURAL SPECIFICATION.
- STRUCTURAL, FIRE AND MECHANICAL ENGINEER'S SUMMARY, DRAWINGS AND SPECIFICATIONS.
- MAIN CONTRACTOR TO CO-ORDINATE ALL SUB-TRADES.
- JOINER TO LIAISE WITH ELECTRICAL AND PLUMBING CONTRACTORS FOR INSTALLATIONS OF SERVICES.
- CONTRACTOR TO VERIFY AND SATISFY HIMSELF THAT ALL MATERIALS, FINISHES, DESIGNS ETC. SATISFY ALL STATUTORY/ REGULATORY CODES AS APPLICABLE PRIOR TO EXECUTION.



KEY PLAN

| REV DATE | DESCRIPTION | HOD NM | DRN CHK |
|--------------|-------------------|--------|---------|
| T01 14.11.24 | ISSUED FOR TENDER | | |



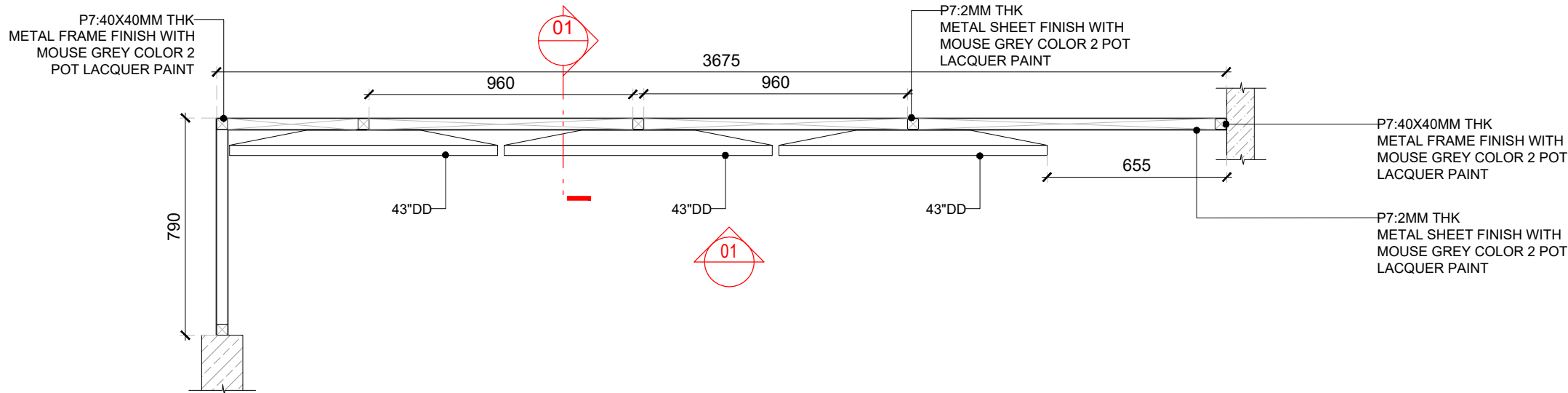
PROJECT
F03-07 DOMINOES, B.GALIYAN, IDLY
NOIDA INTERNATIONAL
AIRPORT LIMITED

DRAWING TITLE
J08-BULKHEAD WITH DIVIDER
DETAIL-PART:B

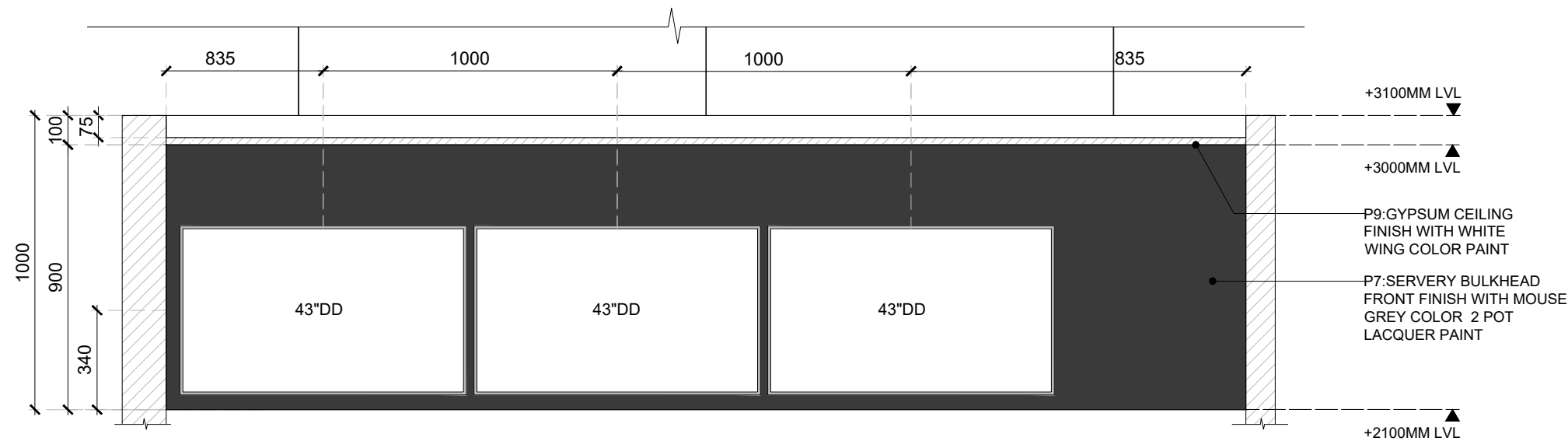
SCALE 1:15 DATE 14.11.2024 DRAWN HOD A3 SHEET

STATUS
TENDER

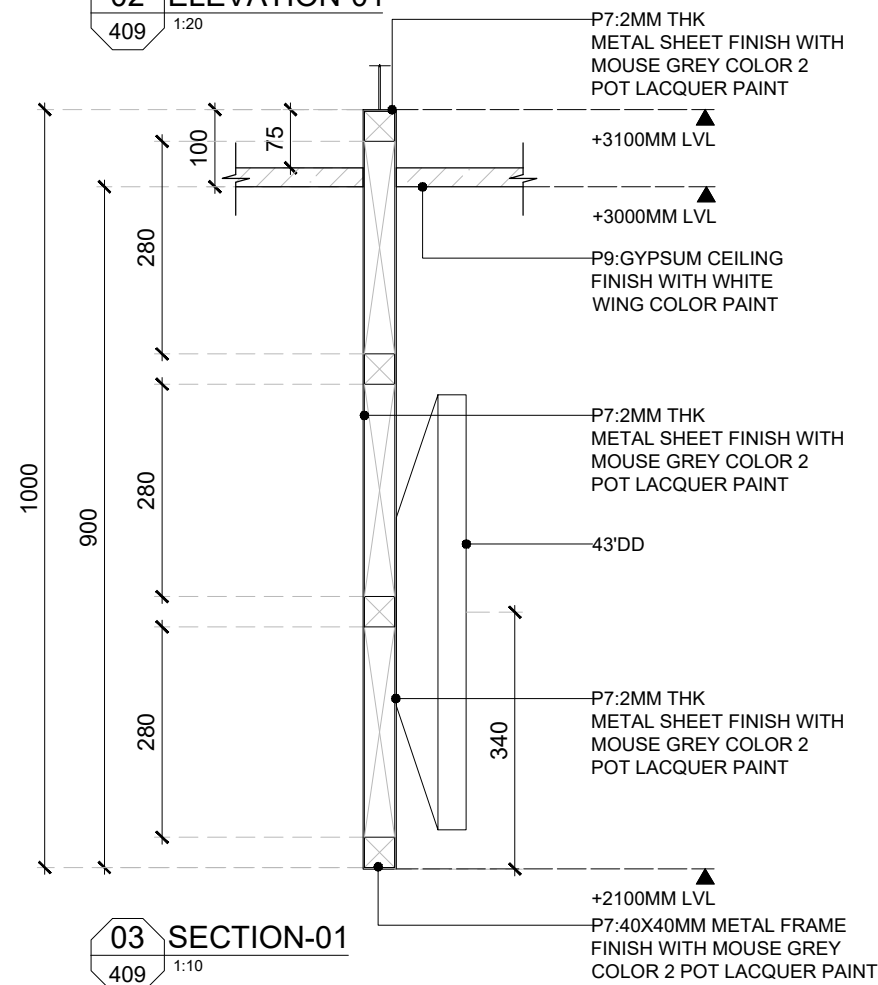
ORG PROJECT NO DRAWING TYPE NUMBER REV
TFS 2435 04DE 407B T01



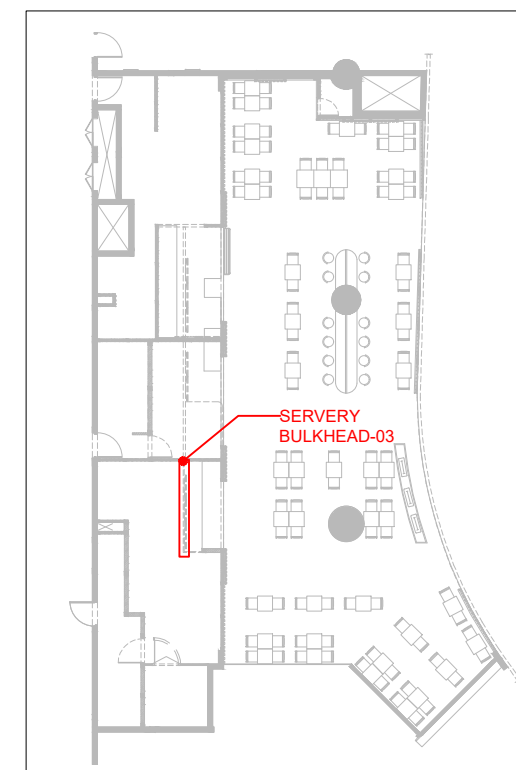
01 FRAMING PLAN @ 2300MM LVL
409 1:20



02 ELEVATION-01
409 1:20



03 SECTION-01
409 1:10



KEYPLAN

- GENERAL NOTES:**
DO NOT SCALE DRAWING.
- ALL WORK SHALL BE CARRIED OUT IN ACCORDANCE WITH LOCAL AUTHORITY REGULATIONS. THIS DRAWING IS COPYRIGHT TO SSP GROUP. DO NOT COPY DRAWING WITHOUT PRIOR CONSENT.
- NOTES:**
- MAIN CONTRACTOR TO CONFIRM ALL DIMENSIONS ON SITE PRIOR TO COMMENCING WORKS.
 - ALL DRAWINGS ARE TO BE READ IN CONJUNCTION WITH ARCHITECTURAL SPECIFICATION.
 - STRUCTURAL, FIRE AND MECHANICAL ENGINEER'S SUMMARY DRAWINGS AND SPECIFICATIONS.
 - MAIN CONTRACTOR TO CO-ORDINATE ALL SUB-TRADES.
 - JOINER TO LIAISE WITH ELECTRICAL AND PLUMBING CONTRACTORS FOR INSTALLATIONS OF SERVICES.
 - CONTRACTOR TO VERIFY AND SATISFY HIMSELF THAT ALL MATERIALS, FINISHES, DESIGNS ETC. SATISFY ALL STATUTORY/ REGULATORY CODES AS APPLICABLE PRIOR TO EXECUTION.

| REV | DATE | DESCRIPTION | ISSUED FOR TENDER | HOD NM |
|-----|----------|-------------------|-------------------|---------|
| T01 | 14.11.24 | ISSUED FOR TENDER | | |
| | | | | DRN CHK |



PROJECT
**F03-07 DOMINOES, B.GALIYAN, IDLY
 NOIDA INTERNATIONAL
 AIRPORT LIMITED**

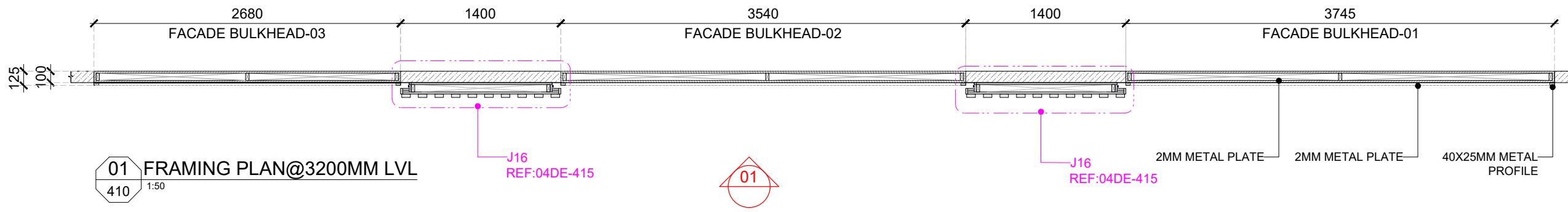
DRAWING TITLE
J10-SERVERY BULKHEAD-03 DETAIL

SCALE AS MENTIONED DATE 14.11.2024 DRAWN HOD A3 SHEET

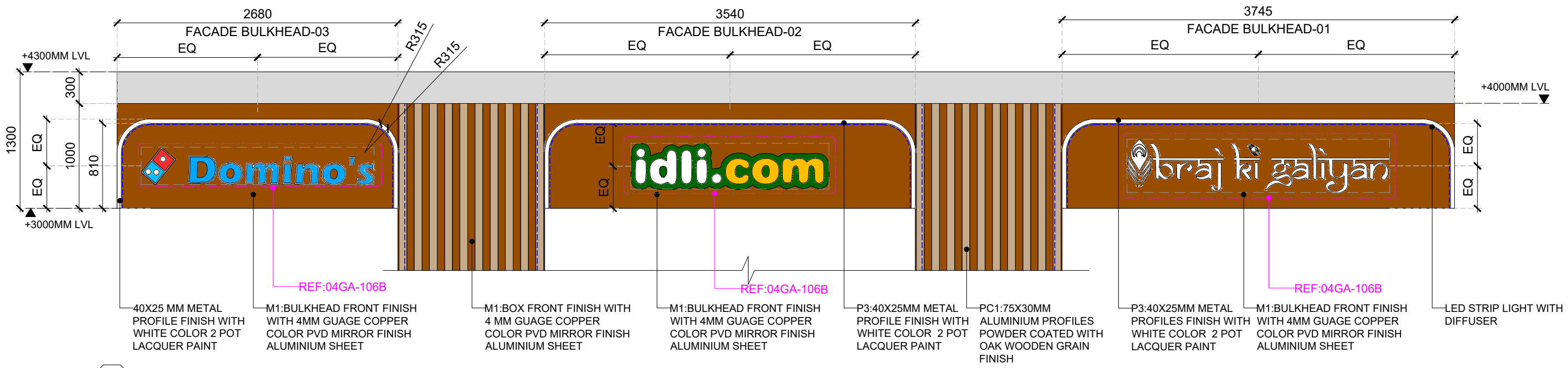
STATUS

TENDER

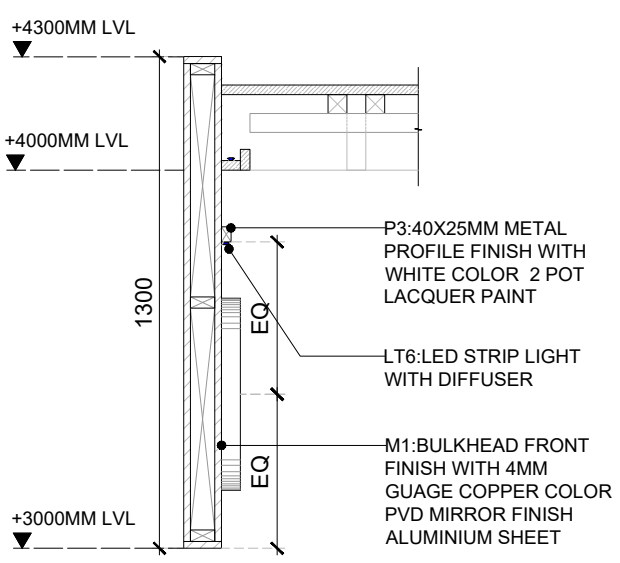
ORG PROJECT NO DRAWING TYPE NUMBER REV
TFS 2435 04DE 409 T01



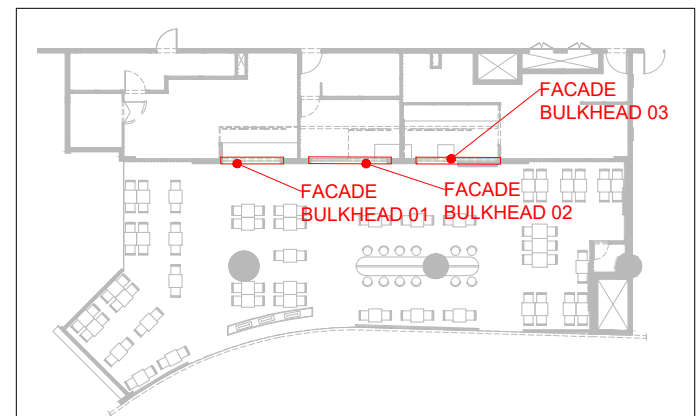
01 FRAMING PLAN@3200MM LVL
410 1:50



02 ELEVATION-01
410 1:40



03 TYPICAL SECTION
410 1:10



KEYPLAN

| | | |
|--------------|-------------------|---------|
| T01 14.11.24 | ISSUED FOR TENDER | HOD NM |
| REV DATE | DESCRIPTION | DRN CHK |



PROJECT
F03-07 DOMINOES, B.GALIYAN, IDLY
NOIDA INTERNATIONAL
AIRPORT LIMITED

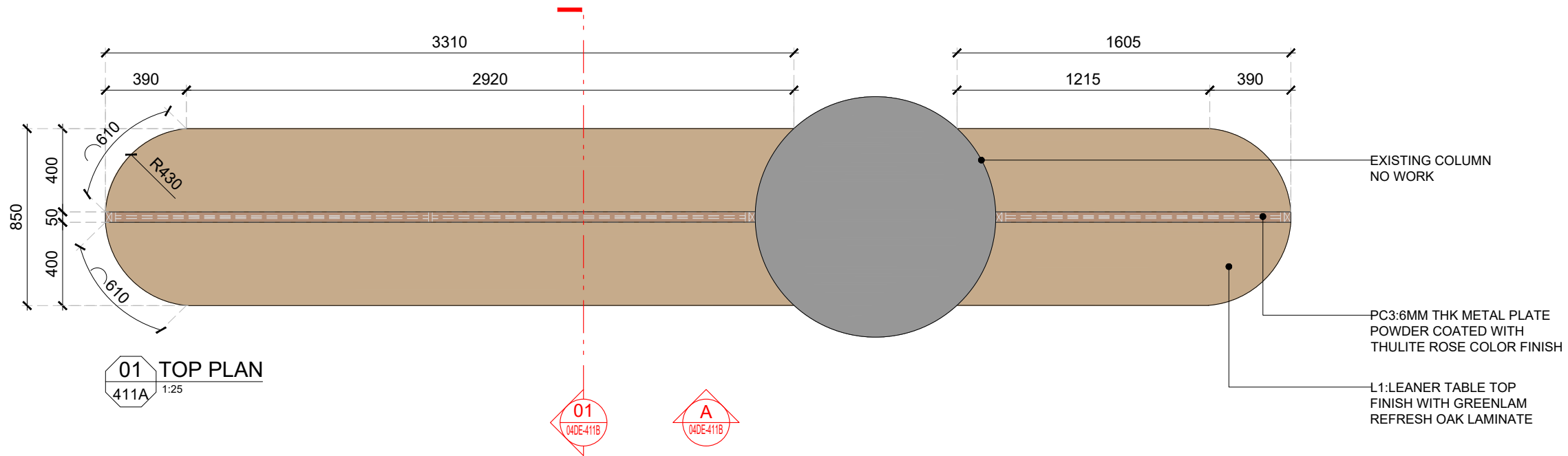
DRAWING TITLE
J11-FACADE BULKHEAD-01,02,03 DETAIL

SCALE AS MENTIONED DATE 14.11.2024 DRAWN HOD A3 SHEET

STATUS

TENDER

| | | | | |
|-----|------------|--------------|--------|-----|
| ORG | PROJECT NO | DRAWING TYPE | NUMBER | REV |
| TFS | 2435 | 04DE | 410 | T01 |

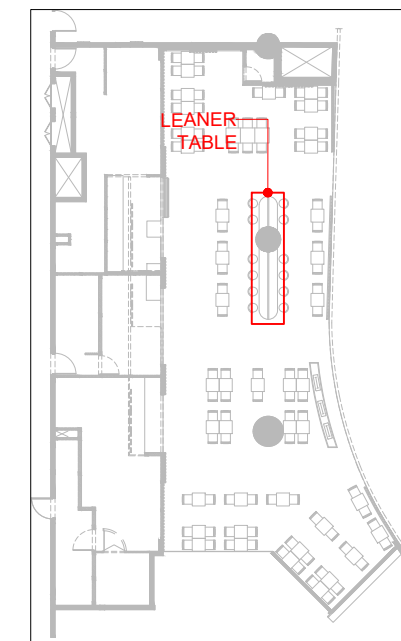
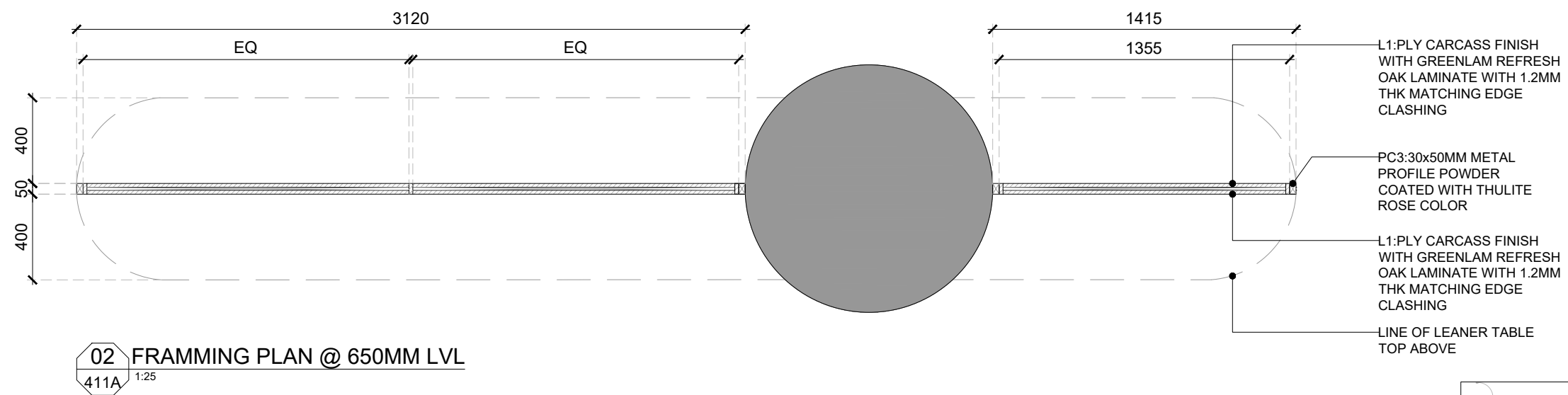


GENERAL NOTES:
DO NOT SCALE DRAWING.

- ALL WORK SHALL BE CARRIED OUT IN ACCORDANCE WITH LOCAL AUTHORITY REGULATIONS. THIS DRAWING IS COPYRIGHT TO SSP GROUP. DO NOT COPY DRAWING WITHOUT PRIOR CONSENT.

NOTES:

- MAIN CONTRACTOR TO CONFIRM ALL DIMENSIONS ON SITE PRIOR TO COMMENCING WORKS.
- ALL DRAWINGS ARE TO BE READ IN CONJUNCTION WITH ARCHITECTURAL SPECIFICATION.
- STRUCTURAL, FIRE AND MECHANICAL ENGINEER'S SUMMARY, DRAWINGS AND SPECIFICATIONS.
- MAIN CONTRACTOR TO CO-ORDINATE ALL SUB-TRADES.
- JOINER TO LIAISE WITH ELECTRICAL AND PLUMBING CONTRACTORS FOR INSTALLATIONS OF SERVICES.
- CONTRACTOR TO VERIFY AND SATISFY HIMSELF THAT ALL MATERIALS, FINISHES, DESIGNS ETC. SATISFY ALL STATUTORY/ REGULATORY CODES AS APPLICABLE PRIOR TO EXECUTION.



KEY PLAN

| | | | |
|-----|----------|-------------------|---------|
| T01 | 14.11.24 | ISSUED FOR TENDER | HOD NM |
| REV | DATE | DESCRIPTION | DRN CHK |



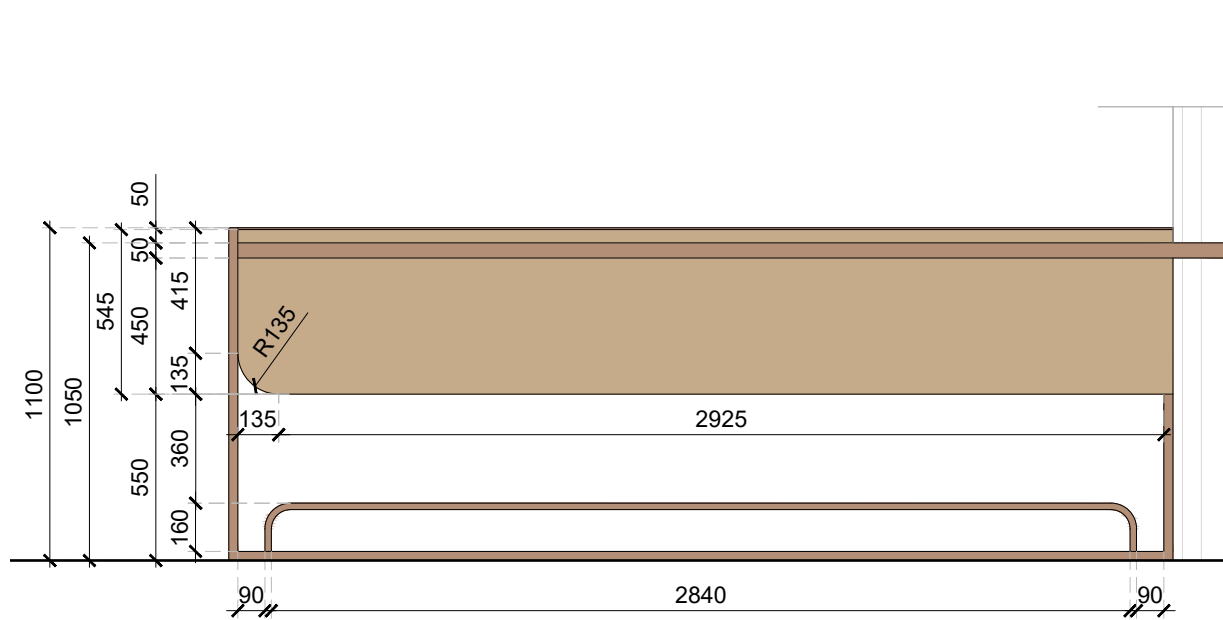
PROJECT
F03-07 DOMINOES, B.GALIYAN, IDLY
NOIDA INTERNATIONAL
AIRPORT LIMITED

DRAWING TITLE
J12-LEANER TABLE DETAIL-PART:A

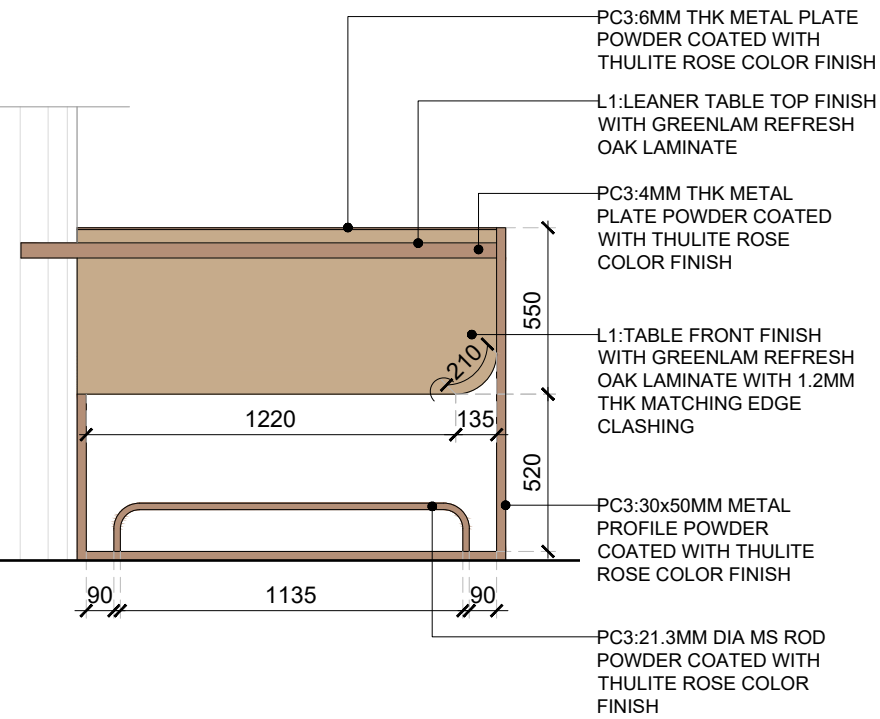
SCALE 1:25 DATE 14.11.2024 DRAWN HOD A3 SHEET

STATUS
TENDER

ORG PROJECT NO DRAWING TYPE NUMBER REV
TFS 2435 04DE 411A T01



01 ELEVATION-A
411B 1:25



PC3:6MM THK METAL PLATE
POWDER COATED WITH
THULITE ROSE COLOR FINISH

L1:LEANER TABLE TOP
FINISH WITH GREENLAM
REFRESH OAK LAMINATE

PC3:4MM THK METAL
PLATE POWDER COATED
WITH THULITE ROSE
COLOR FINISH

L1:TABLE FRONT FINISH
WITH GREENLAM REFRESH
OAK LAMINATE WITH 1.2MM
THK MATCHING EDGE
CLASHING

PC3:30x50MM METAL
PROFILE POWDER
COATED WITH THULITE
ROSE COLOR FINISH

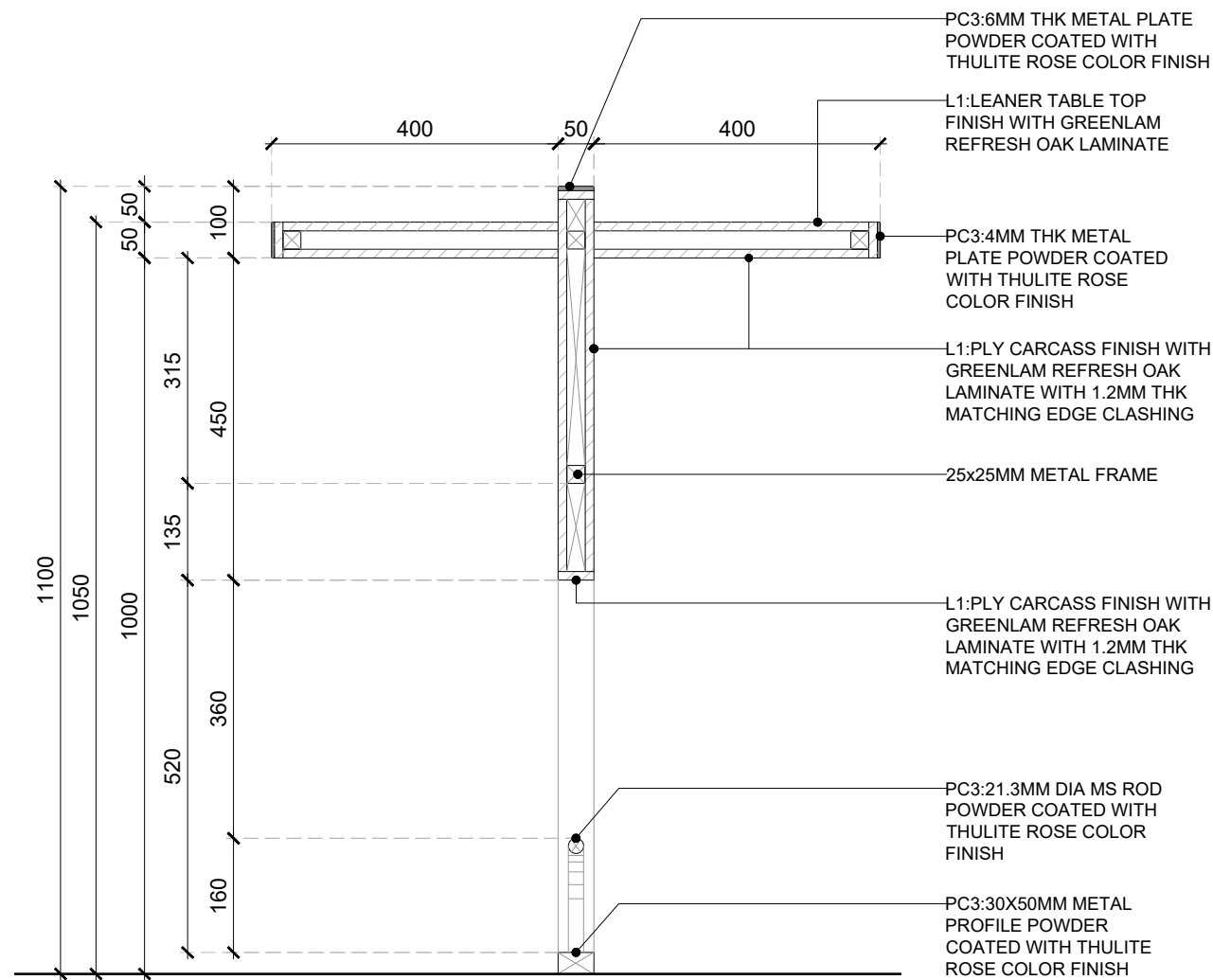
PC3:21.3MM DIA MS ROD
POWDER COATED WITH
THULITE ROSE COLOR
FINISH

GENERAL NOTES:
DO NOT SCALE DRAWING.

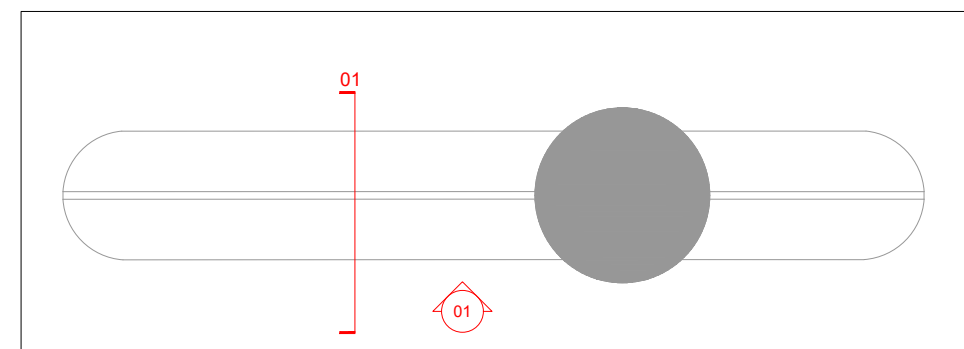
- ALL WORK SHALL BE CARRIED OUT IN ACCORDANCE WITH LOCAL AUTHORITY REGULATIONS. THIS DRAWING IS COPYRIGHT TO SSP GROUP. DO NOT COPY DRAWING WITHOUT PRIOR CONSENT.

NOTES:

1. MAIN CONTRACTOR TO CONFIRM ALL DIMENSIONS ON SITE PRIOR TO COMMENCING WORKS.
2. ALL DRAWINGS ARE TO BE READ IN CONJUNCTION WITH ARCHITECTURAL SPECIFICATION.
3. STRUCTURAL FIRE AND MECHANICAL ENGINEER'S SUMMARY DRAWINGS AND SPECIFICATIONS.
4. MAIN CONTRACTOR TO CO-ORDINATE ALL SUB-TRADES.
5. JOINER TO LIAISE WITH ELECTRICAL AND PLUMBING CONTRACTORS FOR INSTALLATIONS OF SERVICES.
6. CONTRACTOR TO VERIFY AND SATISFY HIMSELF THAT ALL MATERIALS, FINISHES, DESIGNS ETC. SATISFY ALL STATUTORY/ REGULATORY CODES AS APPLICABLE PRIOR TO EXECUTION.



02 SECTION-01
411B 1:10



KEY PLAN

| REV | DATE | DESCRIPTION | HOD | CHK |
|-----|----------|-------------------|-----|-----|
| T01 | 14.11.24 | ISSUED FOR TENDER | | |



PROJECT
F03-07 DOMINOES, B.GALIYAN, IDLY
NOIDA INTERNATIONAL
AIRPORT LIMITED

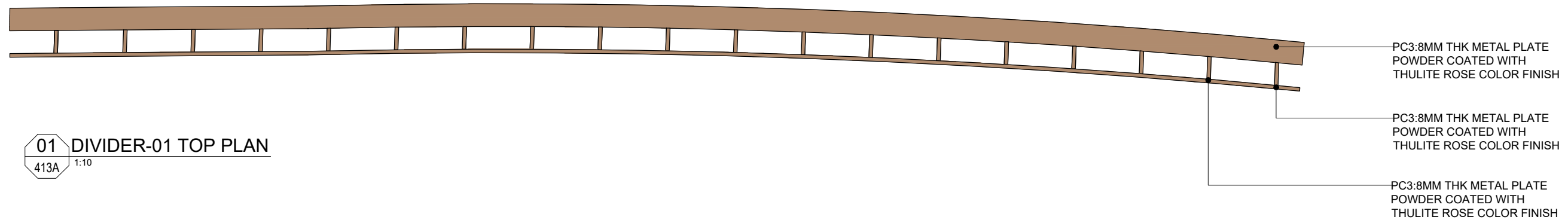
DRAWING TITLE
J12-LEANER TABLE DETAIL-PART:B

SCALE: AS MENTIONED DATE: 14.11.2024 DRAWN: HOD A3 SHEET

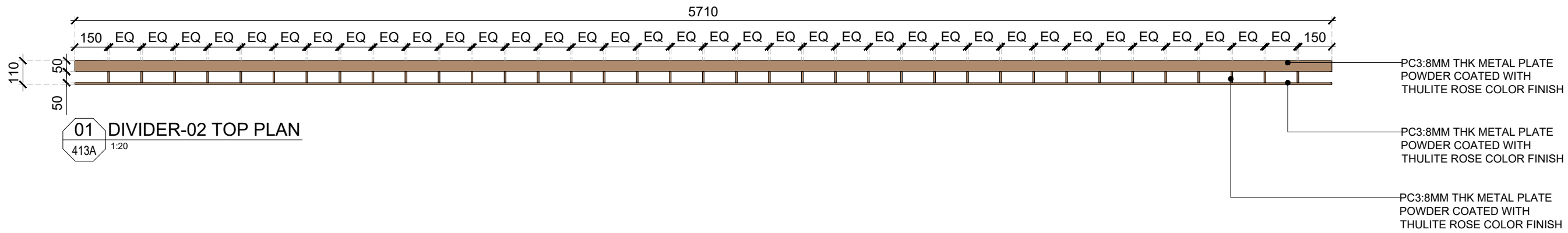
STATUS

TENDER

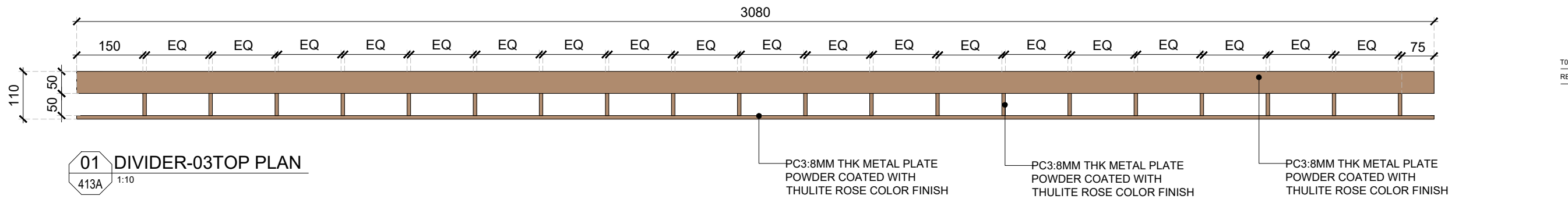
| ORG | PROJECT NO | DRAWING TYPE | NUMBER | REV |
|-----|------------|--------------|--------|-----|
| TFS | 2435 | 04DE | 411B | T01 |



01 DIVIDER-01 TOP PLAN
413A 1:10



01 DIVIDER-02 TOP PLAN
413A 1:20



01 DIVIDER-03 TOP PLAN
413A 1:10

| | | | |
|-----|----------|-------------------|---------|
| T01 | 14.11.24 | ISSUED FOR TENDER | HOD NM |
| REV | DATE | DESCRIPTION | DRN CHK |



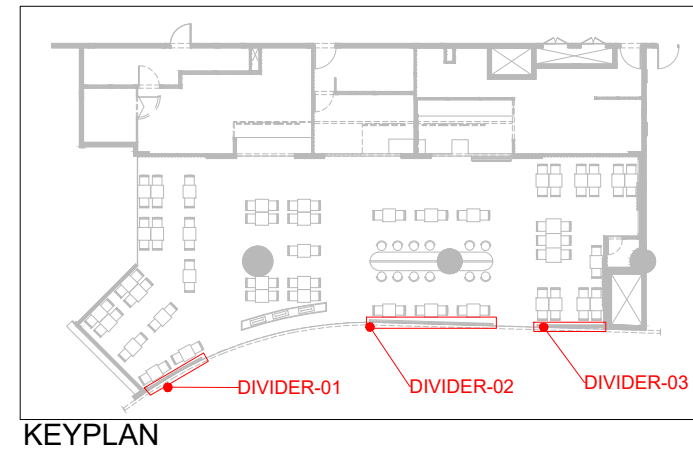
PROJECT
F03-07 DOMINOES, B.GALIYAN, IDLY
NOIDA INTERNATIONAL
AIRPORT LIMITED

DRAWING TITLE
J14-DIVIDER-01,02&03 DETAIL
PART A

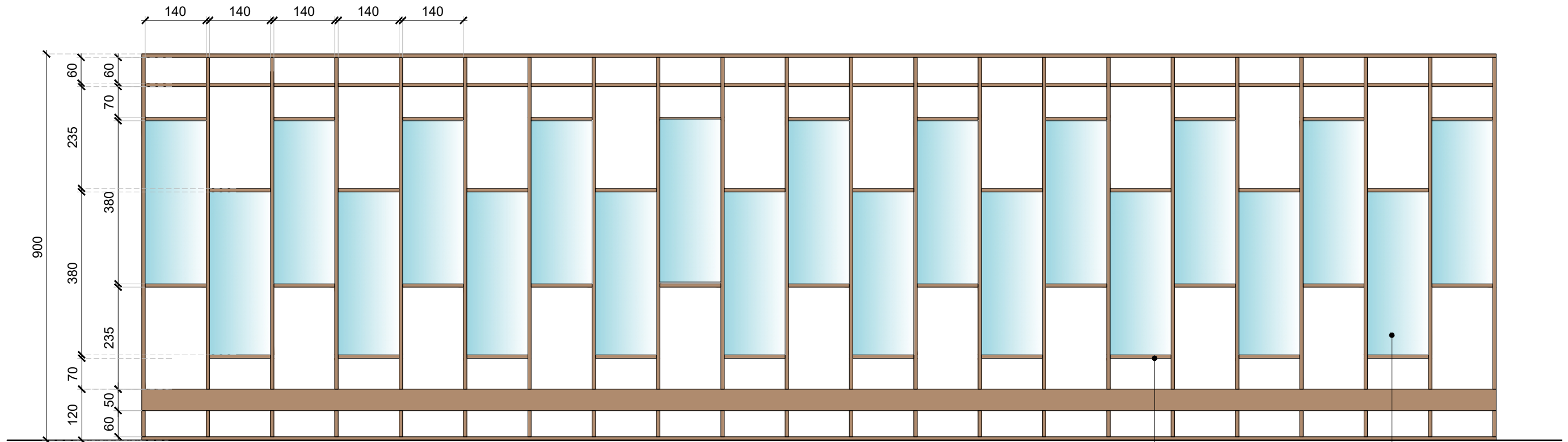
SCALE AS MENTIONED DATE 14.11.2024 DRAWN HOD A3 SHEET

STATUS
TENDER

ORG PROJECT NO DRAWING TYPE NUMBER REV
TFS 2435 04DE 413A T01



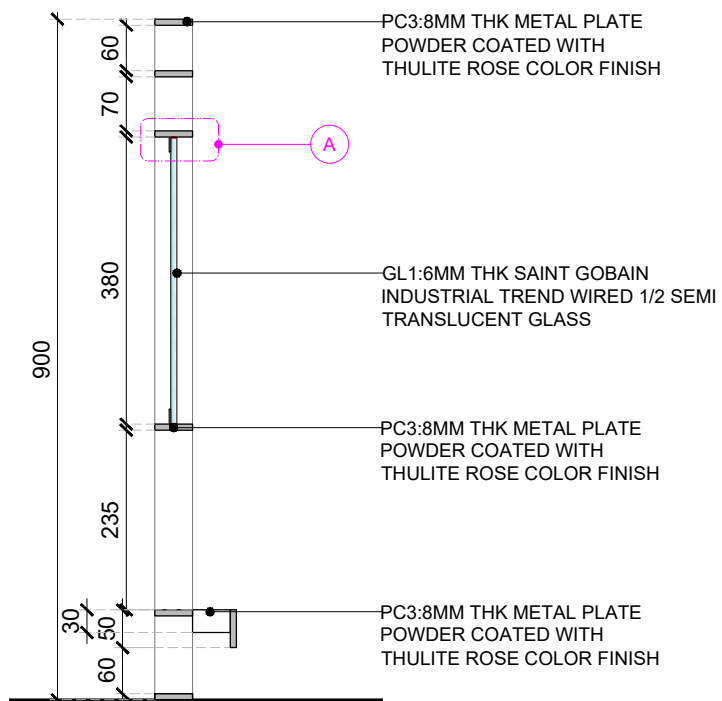
KEYPLAN



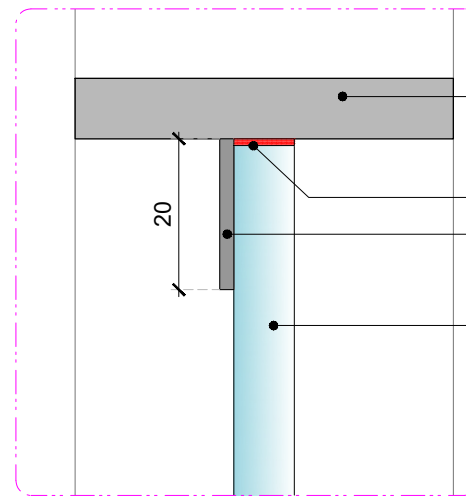
01 TYPICAL ELEVATION
413B 1:10

PC3:8MM THK METAL PLATE
POWDER COATED WITH
THULITE ROSE COLOR FINISH

GL1:6MM THK SAINT GOBAIN
INDUSTRIAL TREND WIRED 1/2
SEMI TRANSLUCENT GLASS



02 TYPICAL SECTION
413B 1:10



03 DETAIL-A
413B 1:5

PC3:METAL PLATE FINISH WITH 4MM
GUAGE ROSE GOLD COLOR PVD
MIRROR FINISH ALUMINIUM SHEET

SILICON GEL

PC3:1:8MM THK METAL PLATE FINISH WITH 4MM GUAGE
ROSE GOLD COLOR PVD MIRROR FINISH ALUMINIUM
SHEET

GL1:6MM THK SAINT GOBAIN INDUSTRIAL
TREND WIRED 1/2 SEMI TRANSLUCENT GLASS

| REV | DATE | DESCRIPTION | HOD NM | DRN CHK |
|-----|----------|-------------------|--------|---------|
| T01 | 14.11.24 | ISSUED FOR TENDER | | |



PROJECT
F03-07 DOMINOES, B.GALIYAN, IDLY
NOIDA INTERNATIONAL
AIRPORT LIMITED

DRAWING TITLE
J14-DIVIDER 01,02&03 DETAIL
PART B

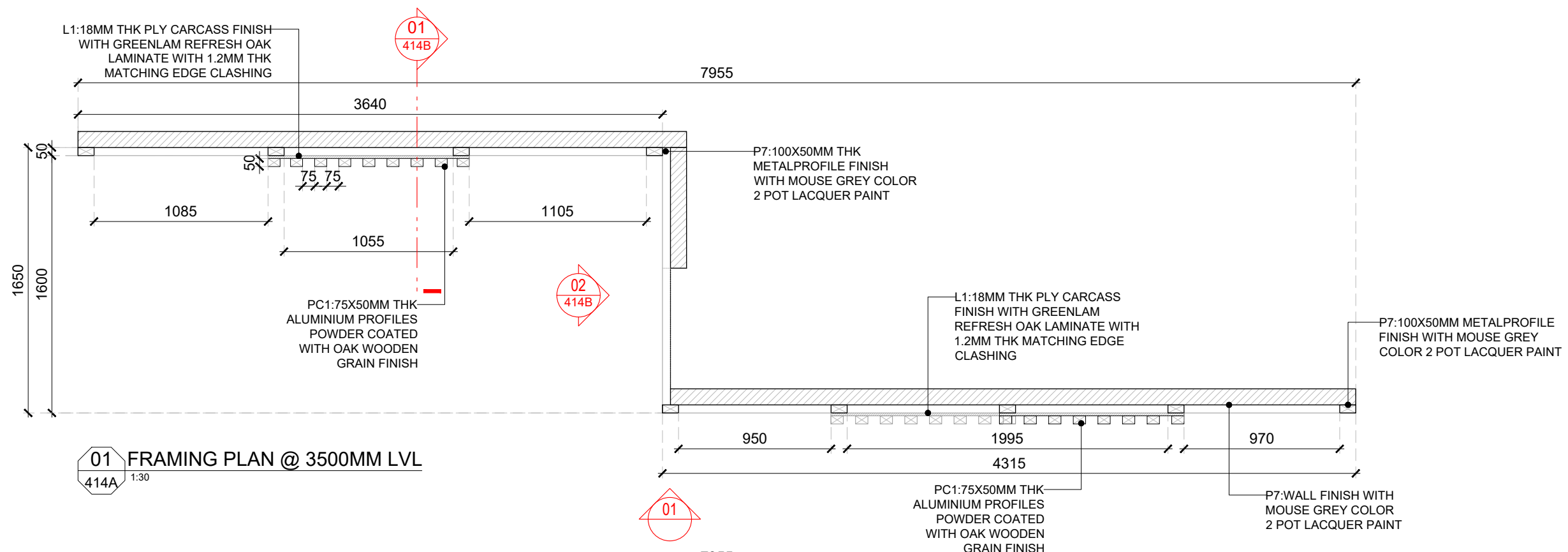
SCALE: AS MENTIONED DATE: 14.11.2024 DRAWN: HOD A3 SHEET

STATUS

TENDER

ORG PROJECT NO DRAWING TYPE NUMBER REV

TFS 2435 04DE 413B T01



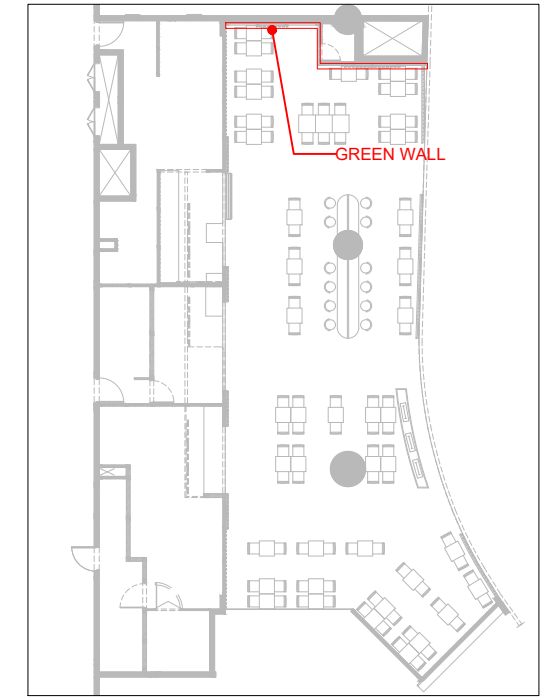
01 FRAMING PLAN @ 3500MM LVL
414A 1:30

GENERAL NOTES:
DO NOT SCALE DRAWING.

- ALL WORK SHALL BE CARRIED OUT IN ACCORDANCE WITH LOCAL AUTHORITY REGULATIONS. THIS DRAWING IS COPYRIGHT TO SSP GROUP. DO NOT COPY DRAWING WITHOUT PRIOR CONSENT.

NOTES:

- MAIN CONTRACTOR TO CONFIRM ALL DIMENSIONS ON SITE PRIOR TO COMMENCING WORKS.
- ALL DRAWINGS ARE TO BE READ IN CONJUNCTION WITH ARCHITECTURAL SPECIFICATION.
- STRUCTURAL FIRE AND MECHANICAL ENGINEER'S SUMMARY, DRAWINGS AND SPECIFICATIONS.
- MAIN CONTRACTOR TO CO-ORDINATE ALL SUB-TRADES.
- JOINER TO LIAISE WITH ELECTRICAL AND PLUMBING CONTRACTORS FOR INSTALLATIONS OF SERVICES.
- CONTRACTOR TO VERIFY AND SATISFY HIMSELF THAT ALL MATERIALS, FINISHES, DESIGNS ETC. SATISFY ALL STATUTORY/ REGULATORY CODES AS APPLICABLE PRIOR TO EXECUTION.



KEYPLAN

| | | |
|--------------|-------------------|---------|
| T01 14.11.24 | ISSUED FOR TENDER | HOD NM |
| REV DATE | DESCRIPTION | DRN CHK |



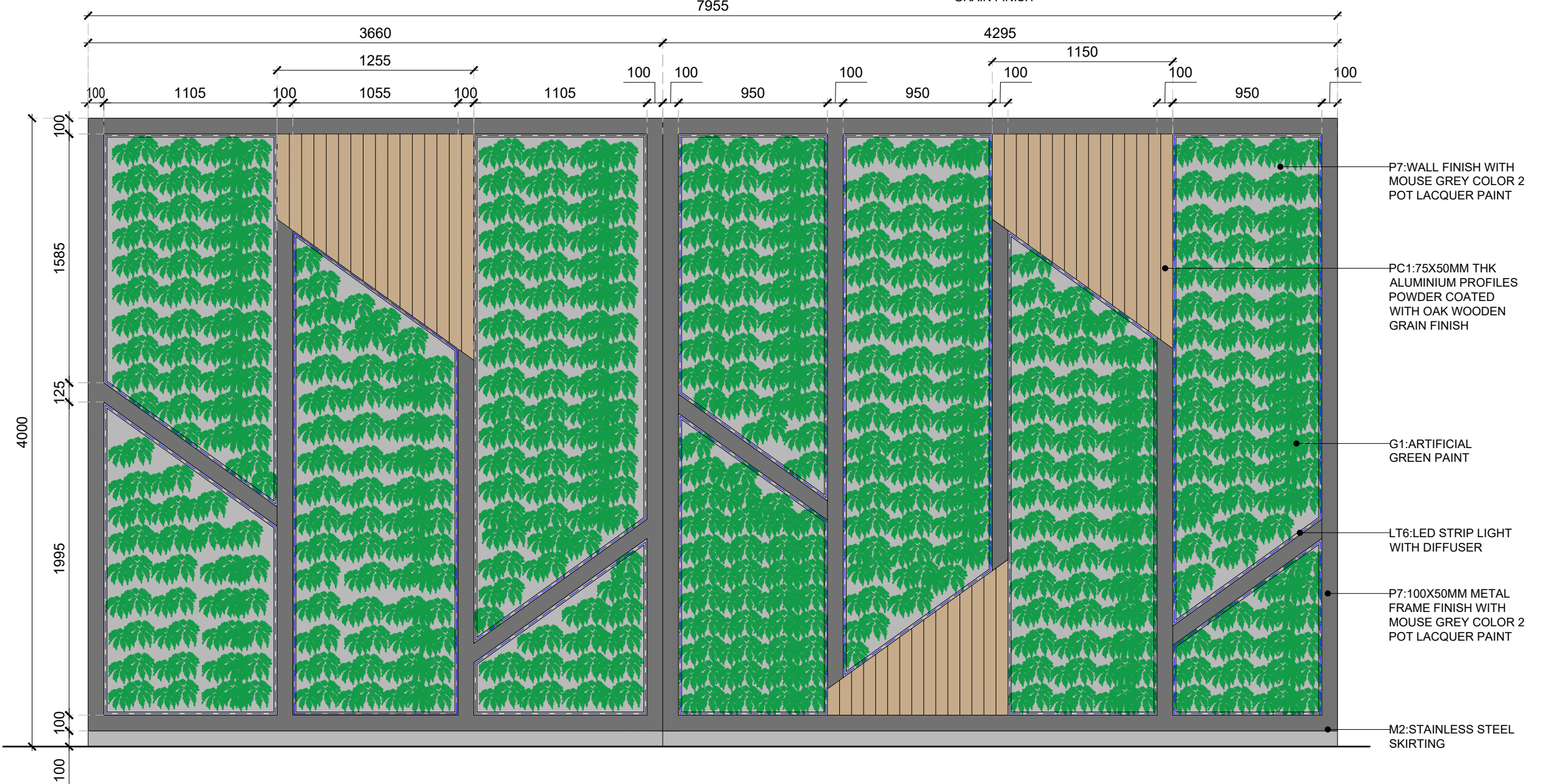
PROJECT
F03-07 DOMINOES, B.GALIYAN, IDLY
NOIDA INTERNATIONAL
AIRPORT LIMITED

DRAWING TITLE
J15-GREEN WALL DETAIL-PART:A

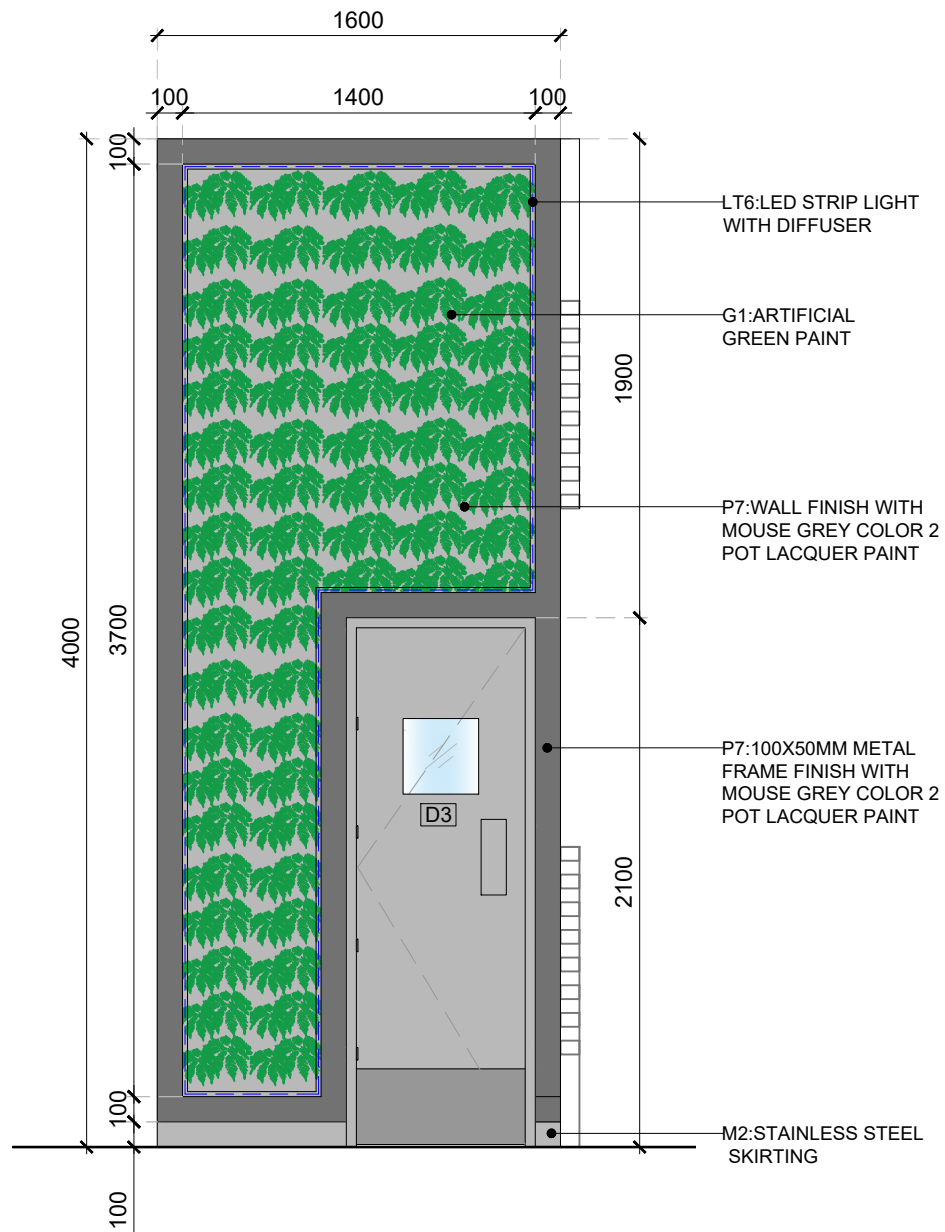
SCALE 1:30 DATE 14.11.2024 DRAWN HOD A3 SHEET

STATUS
TENDER

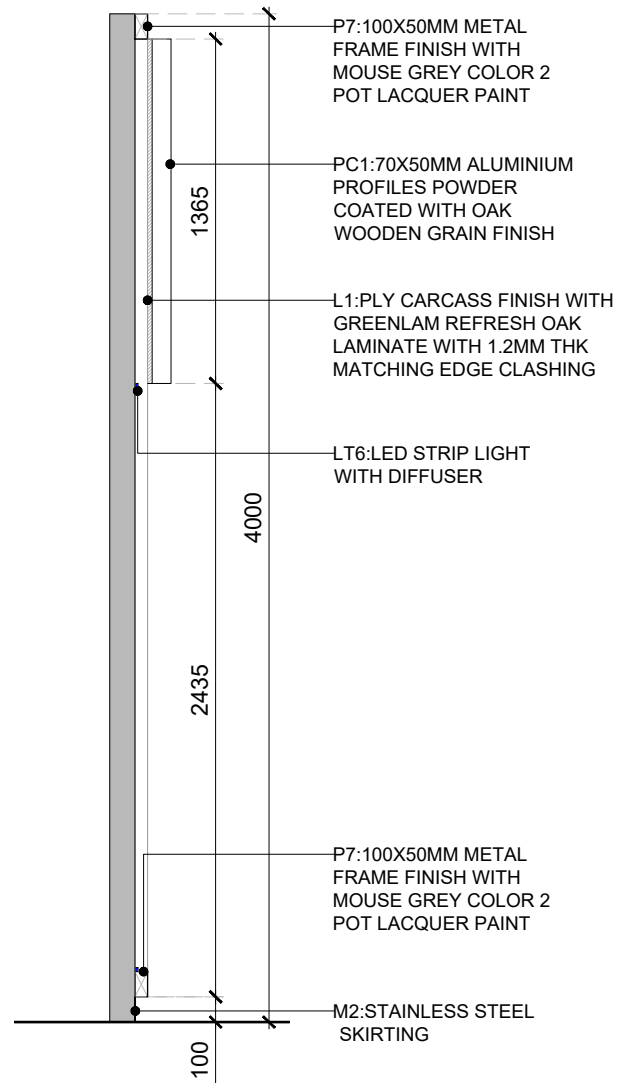
ORG PROJECT NO DRAWING TYPE NUMBER REV
TFS 2435 04DE 414A T01



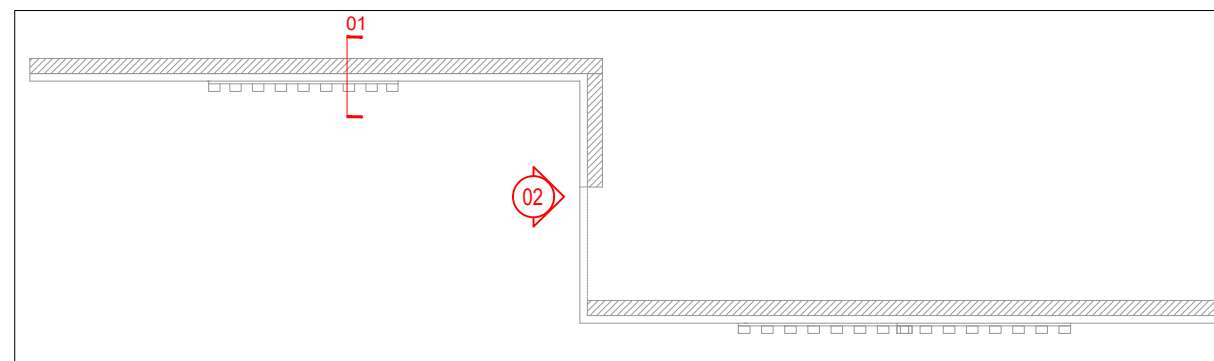
02 ELEVATION-01
414A 1:30



01 ELEVATION-02
414B 1:30



02 SECTION-01
414B 1:30



KEYPLAN

GENERAL NOTES:
DO NOT SCALE DRAWING.

- ALL WORK SHALL BE CARRIED OUT IN ACCORDANCE WITH LOCAL AUTHORITY REGULATIONS. THIS DRAWING IS COPYRIGHT TO SSP GROUP. DO NOT COPY DRAWING WITHOUT PRIOR CONSENT.

NOTES:

1. MAIN CONTRACTOR TO CONFIRM ALL DIMENSIONS ON SITE PRIOR TO COMMENCING WORKS.
2. ALL DRAWINGS ARE TO BE READ IN CONJUNCTION WITH ARCHITECTURAL SPECIFICATION.
3. STRUCTURAL FIRE AND MECHANICAL ENGINEER'S SUMMARY, DRAWINGS AND SPECIFICATIONS.
4. MAIN CONTRACTOR TO CO-ORDINATE ALL SUB-TRADES.
5. JOINER TO LIAISE WITH ELECTRICAL AND PLUMBING CONTRACTORS FOR INSTALLATIONS OF SERVICES.
6. CONTRACTOR TO VERIFY AND SATISFY HIMSELF THAT ALL MATERIALS, FINISHES, DESIGNS ETC. SATISFY ALL STATUTORY/ REGULATORY CODES AS APPLICABLE PRIOR TO EXECUTION.

| REV | DATE | DESCRIPTION | HOD | CHK |
|-----|----------|-------------------|-----|-----|
| T01 | 14.11.24 | ISSUED FOR TENDER | | |



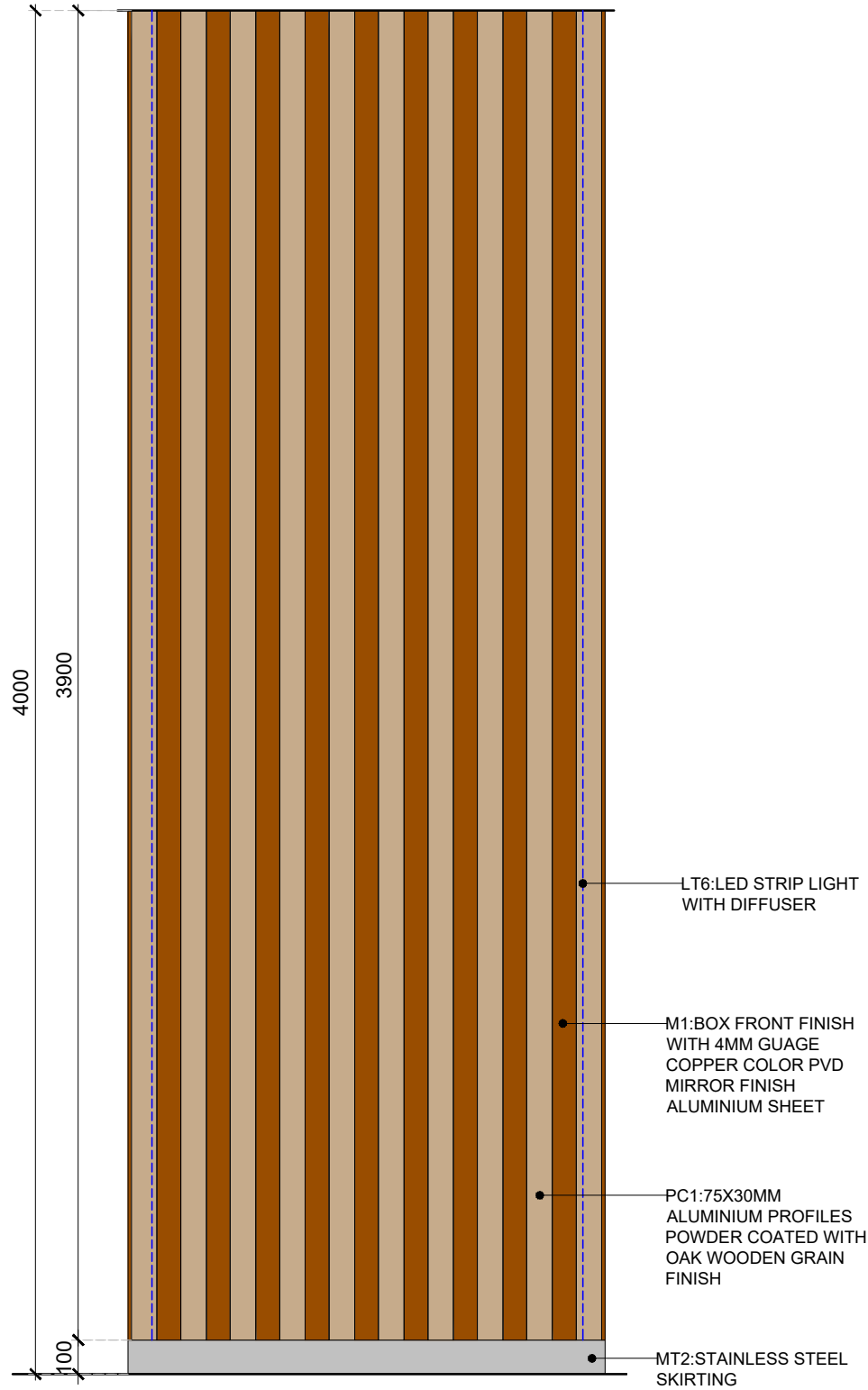
PROJECT
F03-07 DOMINOES, B.GALIYAN, IDLY
NOIDA INTERNATIONAL
AIRPORT LIMITED

DRAWING TITLE
J15-GREEN WALL DETAIL-PART:B

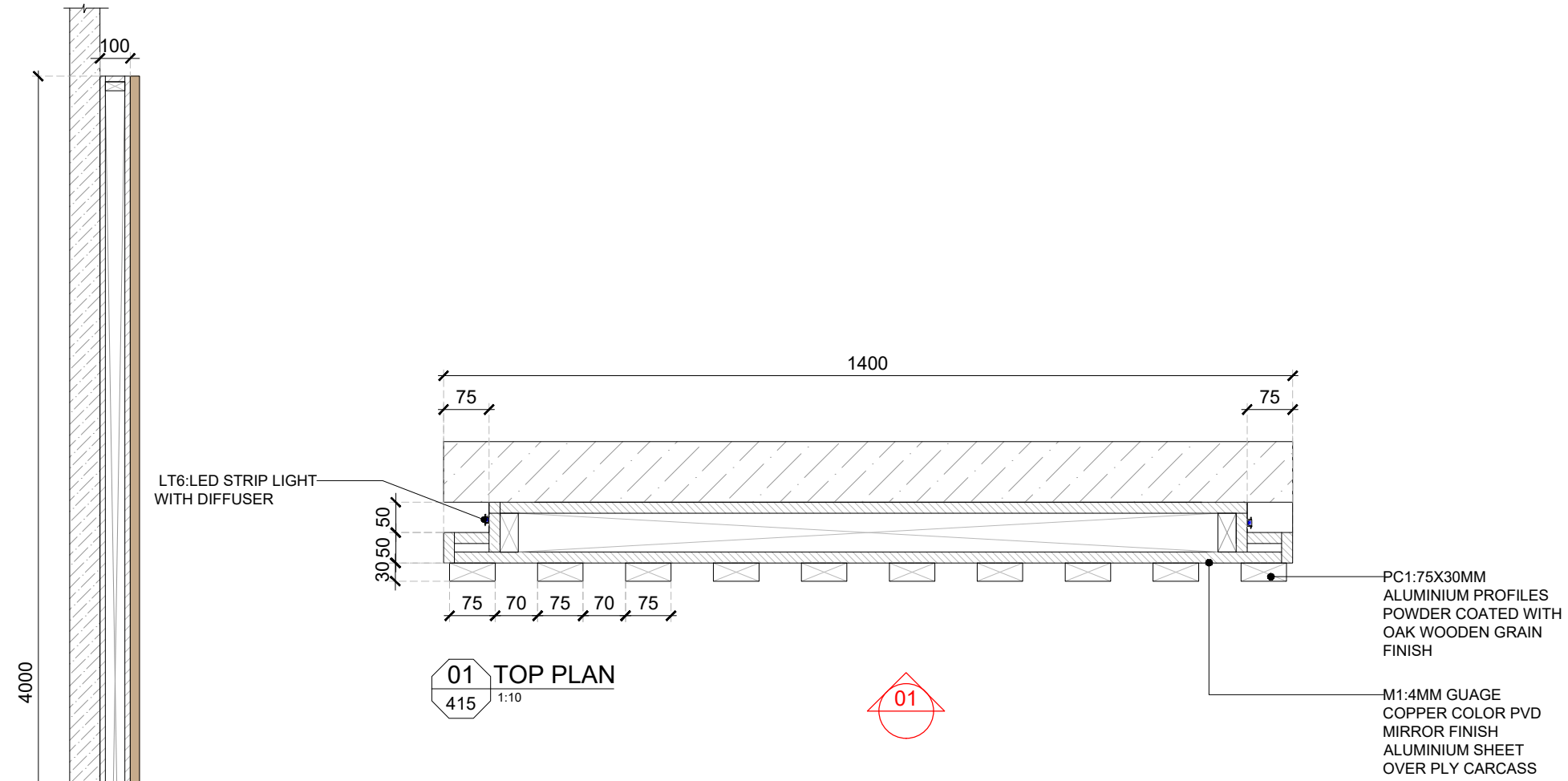
SCALE 1:30 DATE 14.11.2024 DRAWN HOD A3 SHEET

STATUS
TENDER

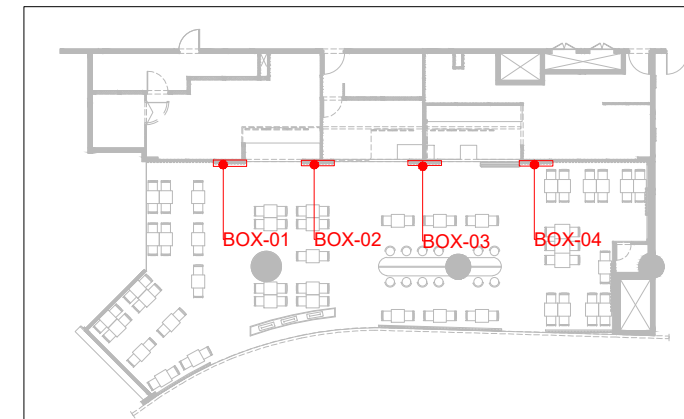
ORG PROJECT NO DRAWING TYPE NUMBER REV
TFS 2435 04DE 414B T01



02 ELEVATION
415 1:20



03 SECTION-01
415 1:20



| REV | DATE | DESCRIPTION | HOD NM | DRN CHK |
|-----|----------|-------------------|--------|---------|
| T01 | 14.11.24 | ISSUED FOR TENDER | | |



PROJECT
F03-07 DOMINOES, B.GALIYAN, IDLY
NOIDA INTERNATIONAL
AIRPORT LIMITED

DRAWING TITLE
J16-BOX-01 DETAIL-(04NOS)

SCALE 1:20 DATE 14.11.2024 DRAWN HOD A3 SHEET

STATUS

TENDER

ORG PROJECT NO DRAWING TYPE NUMBER REV
TFS 2435 04DE 415 T01