

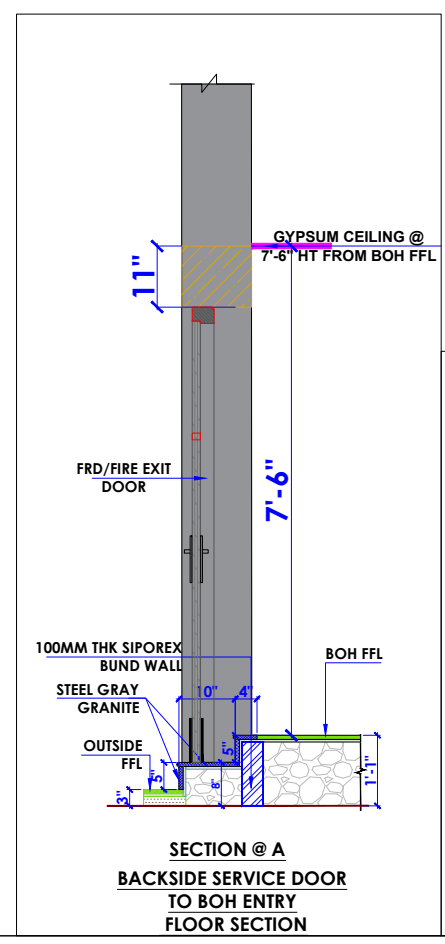
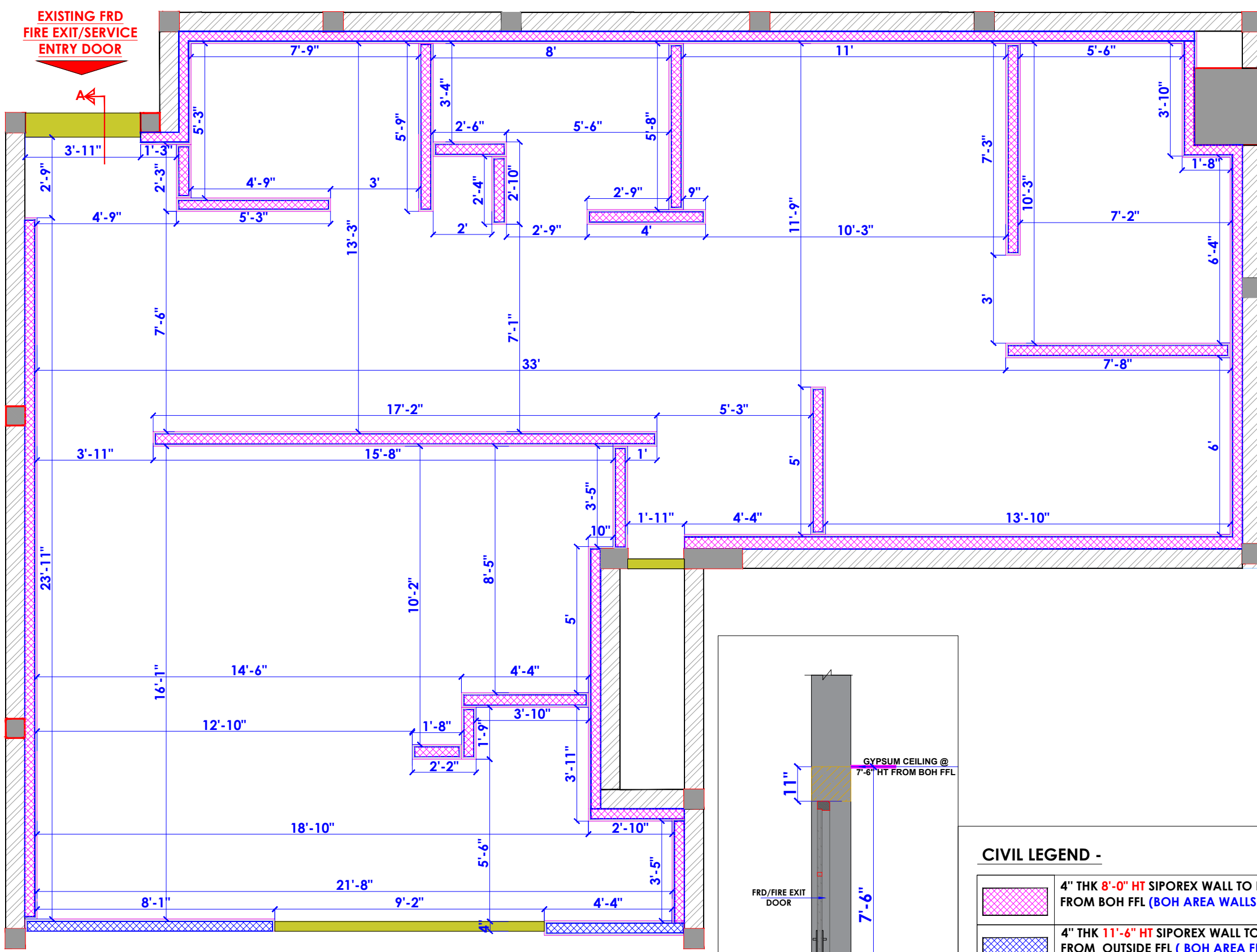


PROJECT: – KFC- DELHI
AIRPORT-CIVIL-INTERIOR-GFC SET

CLIENT : **TFS**



HEAD OFFICE:-
Anchorage, off Govandi Station Road
Near Amarnath Patil Ground,
Govandi - (E), Mumbai 400 088
TEL: +91 22 6740 7640
Email : studio@whitewaterdesign.in



CIVIL LEGEND -

	4" THK 8'-0" HT SIPOREX WALL TO BE CONSTRUCTED FROM BOH FFL (BOH AREA WALLS)
	4" THK 11'-6" HT SIPOREX WALL TO BE CONSTRUCTED FROM OUTSIDE FFL (BOH AREA FRONT WALLS NEAR COUNTER)
	SIPOREX BUND WALL TO BE CONSTRUCTED FROM RAW FLR LVL UP TO RAISED FLR LVL
	EXTERNAL WALL TO BE RETAINED

NOTE :
ALL INTERNAL WALLS-INCLUDING PLASTER & TILE THICKNESS

- NOTES :**
- THE COPYRIGHT OF THIS DRAWING REMAINS WITH WHITE WATER DESIGN STUDIO AND IT MAY NOT BE REPRODUCED IN ANY MANNER WITHOUT PRIOR WRITTEN CONSENT.
 - FIGURED DIMENSIONS ARE TO BE USED IN PREFERENCE TO SCALED SIZES. ALL DIMENSIONS MUST BE CHECKED BEFORE COMMENCING WORK ON SITE.
 - THIS DRAWINGS TO BE READ IN CONJUNCTION WITH ALL OTHER RELEVANT DRAWINGS.
 - ALL PROPOSED WORKS TO BE CARRIED OUT IN ACCORDANCE WITH TECHNICAL SPECIFICATIONS AND SCHEDULES MENTIONED FOR INTERIOR WORKS.
 - READ THIS DRAWING IN CONJUNCTION WITH ALL CONSULTAAS STATED & SPECIALISTS' DRAWINGS, DETAILS, SCHEDULES & SPECIFICATIONS FOR :
 i. SPRINKLER INSTALLATION
 ii. AUTOMATIC FIRE DETECTION SYSTEMS
 iii. AIR CONDITIONING SYSTEM & DISTRIBUTION (HVAC)
 iv. EMERGENCY LIGHTING
 v. PRIMARY WIRING DESIGN & DISTRIBUTION
 - ALL WORK IS TO BE CARRIED OUT STRICTLY IN ACCORDANCE WITH IS STANDARDS (WHERE APPLICABLE) & BEST TRADE PRACTICES. ALL WORK MUST SATISFY THE REQUIREMEAS STATED OF THE LOCAL AUTHORITIES.
 - WHITE WATER DESIGN STUDIO TO APPROVE ALL CONTRACTORS' SETTINGS OUT & ALL CO-ORDINATION SHOP DRAWINGS PRIOR TO ALL MANUFACTURERS, CONTRACTORS, INSTALLERS & SPECIALISTS TO BE RESPONSIBLE FOR ENSURING THAT ALL OF THEIR COMMENCEMENT OF INSTALLATION
 - WORKS FULLY COMPLY WITH THE REQUIREMEAS STATED OF THE LOCAL AUTHORITIES & FIRE DEPARTMENT & THAT ALL SAFETY STANDARDS ARE MET THROUGHOUT.
 - ALL FIT-OUT CONTRACTORS & SPECIALISTS TO PREPARE FULL SHOP DRAWINGS WITH SPECIFIC REFERENCE TO SITE CONDITIONS FOR WHITE WATER DESIGN STUDIO APPROVAL PRIOR TO MANUFACTURE & INSTALLATION AS APPROPRIATE TO THEIR TASK.

KEY PLAN :

AMMENDMEAS STATED :

S.NO.	REV. DATE	DESCRIPTION

DRAWING NO :

DRAWING TITLE :
CIVIL LAYOUT

LOCATION :
DELHI AIRPORT

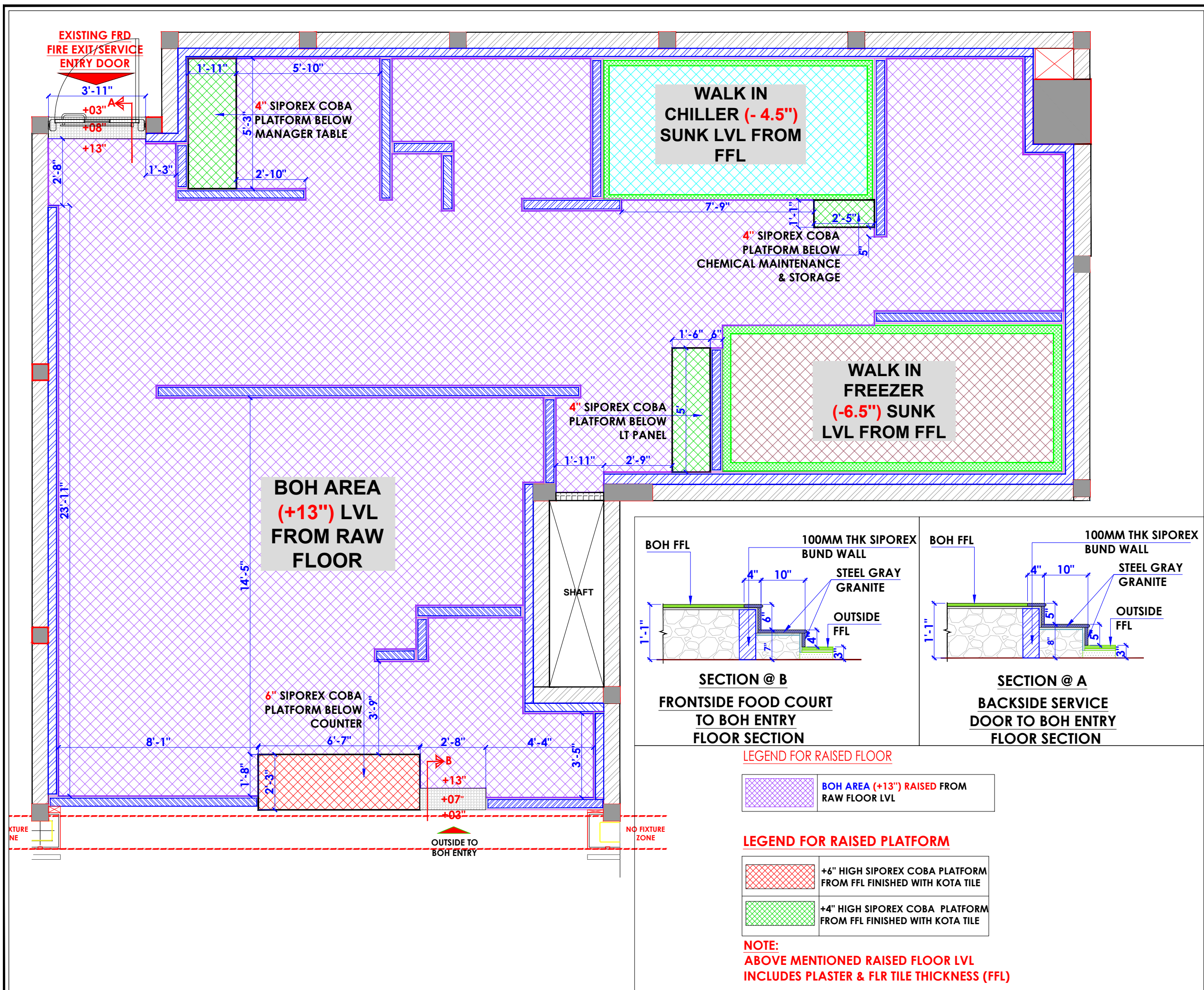
DATE : 30.11.2023
SCALE : AS STATED
DRN. BY : AMISHA
CHKD. BY : SHILPA

PROJECT :
KFC-DELHI AIRPORT

CLIENT :
TFS

WHITE WATER DESIGN STUDIO

HEAD OFFICE:-
 Anchorage, off Govandi Station Rd
 Near Amarnath Patil Ground, Govandi-(E)
 Mumbai 400 088
 TEL: +91 22 6740 7640.
 Email: studio@whitewaterdesign.in



- NOTES :**
- THE COPYRIGHT OF THIS DRAWING REMAINS WITH WHITE WATER DESIGN STUDIO AND IT MAY NOT BE REPRODUCED IN ANY MANNER WITHOUT PRIOR WRITTEN CONSENT.
 - FIGURED DIMENSIONS ARE TO BE USED IN PREFERENCE TO SCALED SIZES. ALL DIMENSIONS MUST BE CHECKED BEFORE COMMENCING WORK ON SITE.
 - THIS DRAWINGS TO BE READ IN CONJUNCTION WITH ALL OTHER RELEVANT DRAWINGS.
 - ALL PROPOSED WORKS TO BE CARRIED OUT IN ACCORDANCE WITH TECHNICAL SPECIFICATIONS AND SCHEDULES MENTIONED FOR INTERIOR WORKS.
 - READ THIS DRAWING IN CONJUNCTION WITH ALL CONSULTANTS STATED & SPECIALISTS' DRAWINGS, DETAILS, SCHEDULES & SPECIFICATIONS FOR :
i. SPRINKLER INSTALLATION
ii. AUTOMATIC FIRE DETECTION SYSTEMS
iii. AIR CONDITIONING SYSTEM & DISTRIBUTION (HVAC)
iv. EMERGENCY LIGHTING
v. PRIMARY WIRING DESIGN & DISTRIBUTION
 - ALL WORK IS TO BE CARRIED OUT STRICTLY IN ACCORDANCE WITH IS STANDARDS (WHERE APPLICABLE) & BEST TRADE PRACTICES. ALL WORK MUST SATISFY THE REQUIREMENTS STATED OF THE LOCAL AUTHORITIES.
 - WHITE WATER DESIGN STUDIO TO APPROVE ALL CONTRACTORS' SETTINGS OUT & ALL CO-ORDINATION SHOP DRAWINGS PRIOR TO ALL MANUFACTURERS, CONTRACTORS, INSTALLERS & SPECIALISTS TO BE RESPONSIBLE FOR ENSURING THAT ALL OF THEIR COMMENCEMENT OF INSTALLATION
 - WORKS FULLY COMPLY WITH THE REQUIREMENTS STATED OF THE LOCAL AUTHORITIES & FIRE DEPARTMENT & THAT ALL SAFETY STANDARDS ARE MET THROUGHOUT.
 - ALL FIT-OUT CONTRACTORS & SPECIALISTS TO PREPARE FULL SHOP DRAWINGS WITH SPECIFIC REFERENCE TO SITE CONDITIONS FOR WHITE WATER DESIGN STUDIO APPROVAL PRIOR TO MANUFACTURE & INSTALLATION AS APPROPRIATE TO THEIR TASK.



AMMENDMEAS STATED :

S.NO.	REV. DATE	DESCRIPTION

DRAWING NO :

DRAWING TITLE :
RAISED FLOOR LAYOUT

LOCATION :
DELHI AIRPORT

DATE : 30.11.2023
SCALE : AS STATED
DRN. BY : AMISHA
CHKD. BY : SHILPA

PROJECT :
KFC-DELHI AIRPORT

CLIENT :
TFS



HEAD OFFICE:-
Anchorage, off Govandi Station Rd
Near Amarnath Patil Ground, Govandi-(E)
Mumbai 400 088
TEL: +91 22 6740 7640.
Email: studio@whitewaterdesign.in

NOTES :

- THE COPYRIGHT OF THIS DRAWING REMAINS WITH WHITE WATER DESIGN STUDIO AND IT MAY NOT BE REPRODUCED IN ANY WHICH MANNER WITHOUT PRIOR WRITTEN CONSENT.
- FIGURED DIMENSIONS ARE TO BE USED IN PREFERENCE TO SCALED SIZES. ALL DIMENSIONS MUST BE CHECKED BEFORE COMMENCING WORK ON SITE.
 - THIS DRAWINGS TO BE READ IN CONJUNCTION WITH ALL OTHER RELEVANT DRAWINGS.
 - ALL PROPOSED WORKS TO BE CARRIED OUT IN ACCORDANCE WITH TECHNICAL SPECIFICATIONS AND SCHEDULES MENTIONED FOR INTERIOR WORKS.
 - READ THIS DRAWING IN CONJUNCTION WITH ALL CONSULTAAS STATED & SPECIALISTS' DRAWINGS, DETAILS, SCHEDULES & SPECIFICATIONS FOR :
 i. SPRINKLER INSTALLATION
 ii. AUTOMATIC FIRE DETECTION SYSTEMS
 iii. AIR CONDITIONING SYSTEM & DISTRIBUTION (HVAC)
 iv. EMERGENCY LIGHTING
 v. PRIMARY WIRING DESIGN & DISTRIBUTION
 - ALL WORK IS TO BE CARRIED OUT STRICTLY IN ACCORDANCE WITH IS STANDARDS (WHERE APPLICABLE) & BEST TRADE PRACTICES. ALL WORK MUST SATISFY THE REQUIREMEAS STATED OF THE LOCAL AUTHORITIES.
 - WHITE WATER DESIGN STUDIO TO APPROVE ALL CONTRACTORS' SETTINGS OUT & ALL CO-ORDINATION SHOP DRAWINGS PRIOR TO ALL MANUFACTURERS, CONTRACTORS, INSTALLERS & SPECIALISTS TO BE RESPONSIBLE FOR ENSURING THAT ALL OF THEIR COMMENCEMENT OF INSTALLATION
 - WORKS FULLY COMPLY WITH THE REQUIREMEAS STATED OF THE LOCAL AUTHORITIES & FIRE DEPARTMENT & THAT ALL SAFETY STANDARDS ARE MET THROUGHOUT.
 - ALL FIT-OUT CONTRACTORS & SPECIALISTS TO PREPARE FULL SHOP DRAWINGS WITH SPECIFIC REFERENCE TO SITE CONDITIONS FOR WHITE WATER DESIGN STUDIO APPROVAL PRIOR TO MANUFACTURE & INSTALLATION AS APPROPRIATE TO THEIR TASK.

KEY PLAN :



AMMENDMEAS STATED :

S.NO.	REV. DATE	DESCRIPTION

DRAWING NO :

DRAWING TITLE :

PARTITION LAYOUT

LOCATION :

DELHI AIRPORT

DATE : 30.11.2023
 SCALE : AS STATED
 DRN. BY : AMISHA
 CHKD. BY : SHILPA

PROJECT :

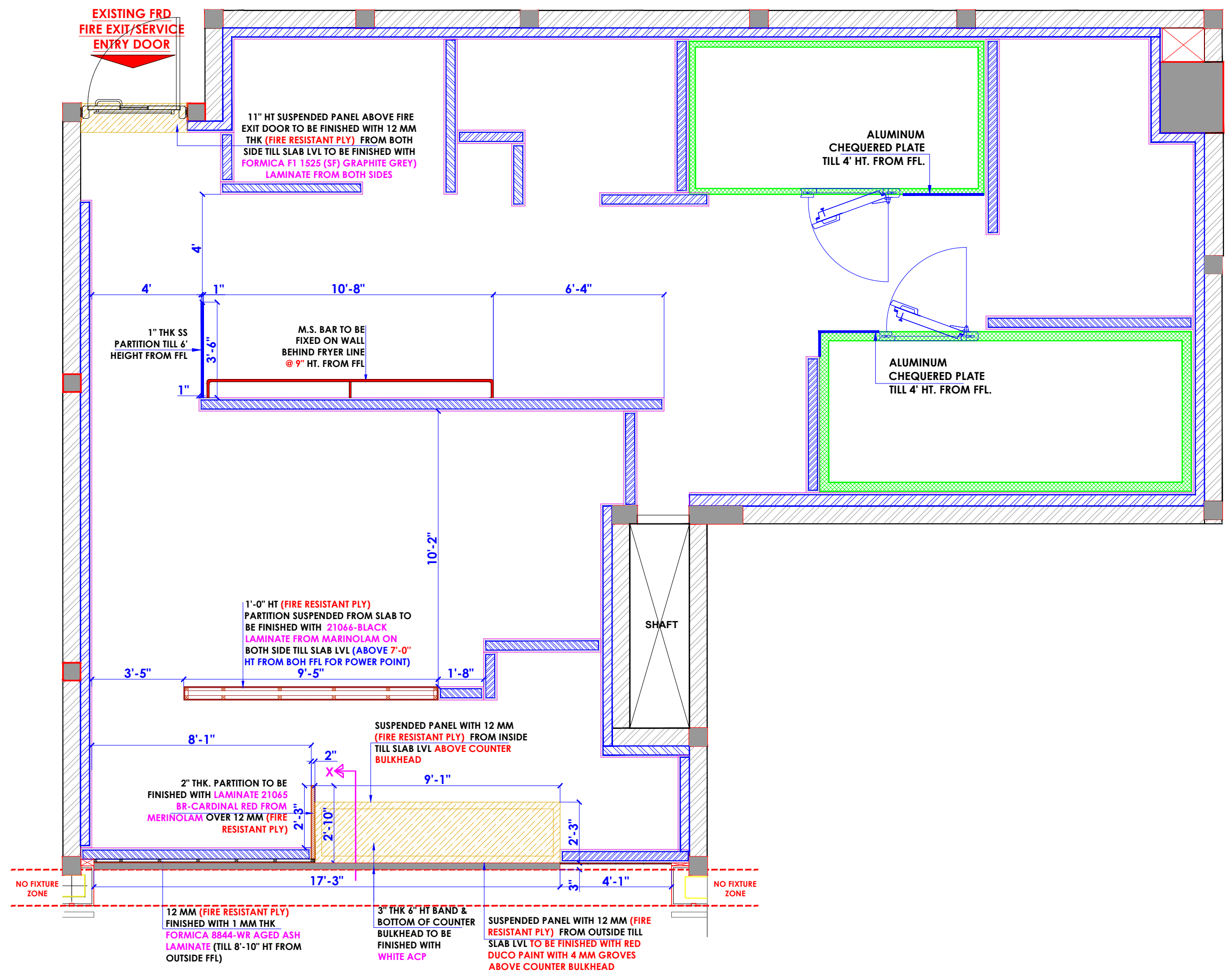
KFC-DELHI AIRPORT

CLIENT :

TFS



HEAD OFFICE:-
 Anchorage, off Govandi Station Rd
 Near Amarnath Patil Ground, Govandi-(E)
 Mumbai 400 088
 TEL: +91 22 6740 7640.
 Email: studio@whitewaterdesign.in



**SUSPENDED PANEL WITH 12 MM
(FIRE RESISTANT PLY) FROM
INSIDE TILL SLAB LVL ABOVE
COUNTER BULKHEAD**

**SUSPENDED PANEL WITH 12 MM (FIRE
RESISTANT PLY) FROM OUTSIDE TILL SLAB
LVL TO BE FINISHED WITH RED DUCO
PAINT WITH 4 MM GROVES ABOVE
COUNTER BULKHEAD**

**Pickup LETTERS IN RED
ACRYLIC- (BACKLIT) ON
WHITE ACP**

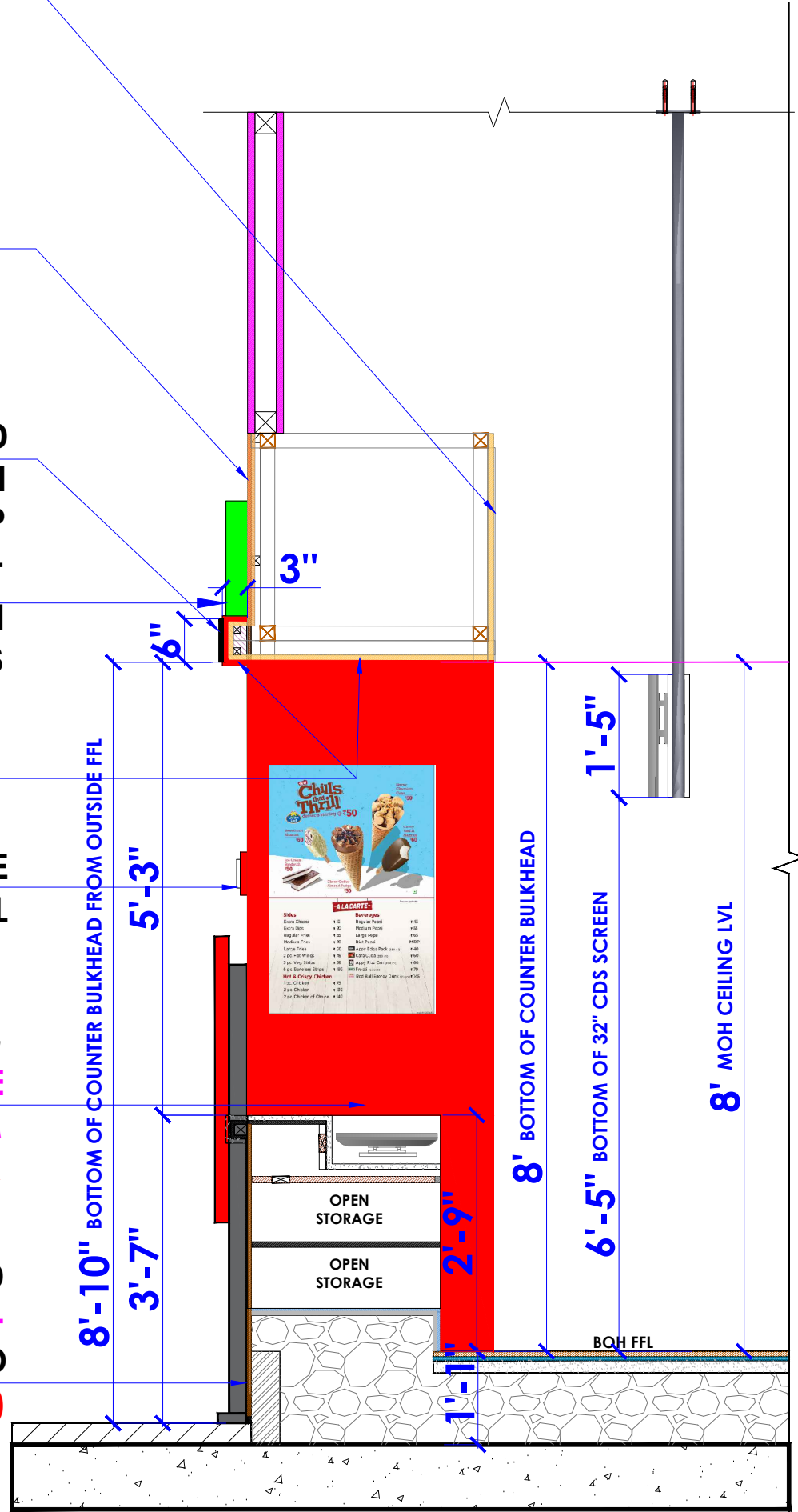
**KFC-3D BACK LIT
ACRYLIC ENGLISH
LETTERS**

**3" THK 6" HT BAND AND BOTTOM TO BE
FINISHED WITH WHITE ACP**

**ORDER HERE LETTERS IN WHITE
ACRYLIC(BACKLIT) ON RED PORTAL**

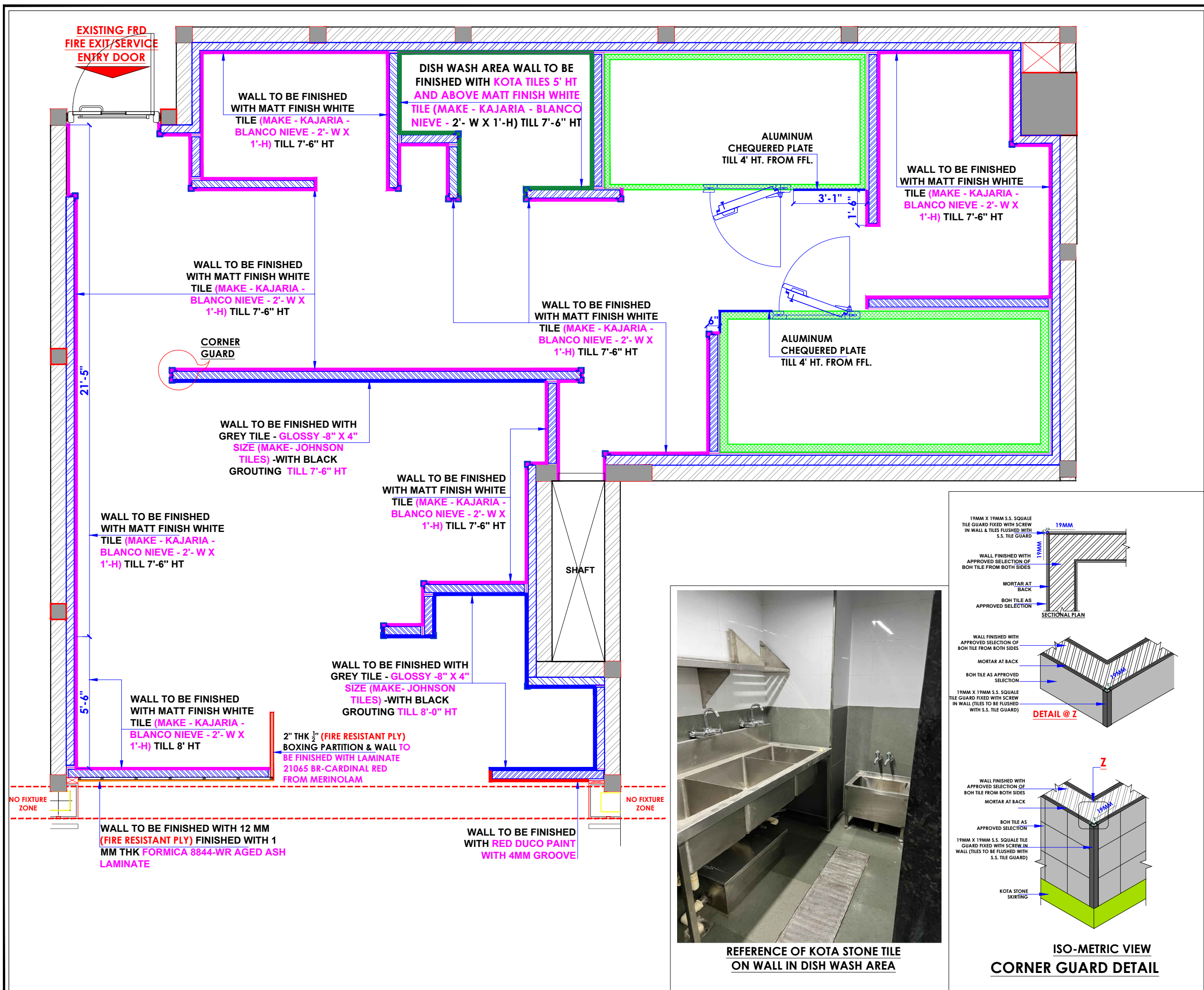
**2" THK 1/2" FIRE RESISTANT PLY BOXING
PARTITION TO BE FINISHED WITH LAMINATE
21065 BR-CARDINAL RED FROM MERINOLAM
PORTAL FOR COUNTER**

**COUNTER FRONT TO BE FINISHED
WITH 1 MM THK LAMINATE -
FORMICA 8844-WR AGED ASH FIXED
ON 12 MM THK (FIRE RESISTANT PLY)**



**COUNTER BULKHEAD
DETAIL SECTION -X**

<p>NOTES :</p> <p>THE COPYRIGHT OF THIS DRAWING REMAINS WITH WHITE WATER DESIGN STUDIO AND IT MAY NOT BE REPRODUCED IN ANY WHICH MANNER WITHOUT PRIOR WRITTEN CONSENT.</p> <ol style="list-style-type: none"> FIGURED DIMENSIONS ARE TO BE USED IN PREFERENCES TO SCALED SIZES. ALL DIMENSIONS MUST BE CHECKED BEFORE COMMENCING WORK ON SITE. THIS DRAWINGS TO BE READ IN CONJUNCTION WITH ALL OTHER RELEVANT DRAWINGS. ALL PROPOSED WORKS TO BE CARRIED OUT IN ACCORDANCE WITH TECHNICAL SPECIFICATIONS AND SCHEDULES MENTIONED FOR INTERIOR WORKS. ALL WORK IS TO BE CARRIED OUT STRICTLY IN ACCORDANCE WITH ISI STANDARDS (WHERE APPLICABLE) & BEST TRADE PRACTICES ALL WORK MUST SATISFY THE REQUIREMEAS STATED OF THE LOCAL AUTHORITIES. WHITE WATER DESIGN STUDIO TO APPROVE ALL CONTRACTORS' SETTINGS OUT & ALL CO-ORDINATION SHOP DRAWINGS PRIOR TO ALL MANUFACTURERS, CONTRACTORS, INSTALLERS & SPECIALISTS TO BE RESPONSIBLE FOR ENSURING THAT ALL OF THEIR COMMENCEMENT OF INSTALLATION WORKS FULLY COMPLY WITH THE REQUIREMEAS STATED OF THE LOCAL AUTHORITIES & FIRE DEPARTMENT & THAT ALL SAFETY STANDARDS ARE MET THROUGHOUT. ALL FIT-OUT CONTRACTORS & SPECIALISTS TO PREPARE FULL SHOP DRAWINGS WITH SPECIFIC REFERENCE TO SITE CONDITIONS FOR WHITE WATER DESIGN STUDIO APPROVAL PRIOR TO MANUFACTURE & INSTALLATION AS APPROPRIATE TO THEIR TASK. 	<p>KEY PLAN :</p>	<p>AMMENDMEAS STATED :</p> <table border="1"> <thead> <tr> <th>SNO.</th> <th>REV. DATE</th> <th>DESCRIPTION</th> </tr> </thead> <tbody> <tr><td> </td><td> </td><td> </td></tr> <tr><td> </td><td> </td><td> </td></tr> <tr><td> </td><td> </td><td> </td></tr> <tr><td> </td><td> </td><td> </td></tr> <tr><td> </td><td> </td><td> </td></tr> <tr><td> </td><td> </td><td> </td></tr> <tr><td> </td><td> </td><td> </td></tr> <tr><td> </td><td> </td><td> </td></tr> <tr><td> </td><td> </td><td> </td></tr> <tr><td> </td><td> </td><td> </td></tr> </tbody> </table> <p>DRAWING TITLE: PARTITION DETAIL</p>	SNO.	REV. DATE	DESCRIPTION																															<p>DRAWING NO :</p> <p>DATE : 30.11.2023 SCALE : AS STATED DRN. BY : PRATIKSHA CHKD. BY : SHILPA</p> <p>LOCATION: DELHI AIRPORT</p> <p>PROJECT : KFC-DELHI AIRPORT</p>	<p>CLIENT : TFS</p> <p>WHITEWATER DESIGN STUDIO</p> <p>WW</p> <p>HEAD OFFICE:- Anchorage, off Govandi Station Rd. Near Amarnath Patil Ground, Govandi-(E) Mumbai 400 088 TEL: +91 22 6740 7640. Email: studio@whitewaterdesign.in</p>
SNO.	REV. DATE	DESCRIPTION																																			



- NOTES :**
1. FIGURED DIMENSIONS ARE TO BE USED IN PREFERENCE TO SCALED SIZES. ALL DIMENSIONS MUST BE CHECKED BEFORE COMMENCING WORK ON SITE.
 2. THIS DRAWINGS TO BE READ IN CONJUNCTION WITH ALL OTHER RELEVANT DRAWINGS.
 3. ALL PROPOSED WORKS TO BE CARRIED OUT IN ACCORDANCE WITH TECHNICAL SPECIFICATIONS AND SCHEDULES MENTIONED FOR INTERIOR WORKS.
 4. READ THIS DRAWING IN CONJUNCTION WITH ALL CONSULTAAS STATED & SPECIALISTS' DRAWINGS, DETAILS, SCHEDULES & SPECIFICATIONS FOR :
 i. SPRINKLER INSTALLATION
 ii. AUTOMATIC FIRE DETECTION SYSTEMS
 iii. AIR CONDITIONING SYSTEM & DISTRIBUTION (HVAC)
 iv. EMERGENCY LIGHTING
 v. PRIMARY WIRING DESIGN & DISTRIBUTION
 5. ALL WORK IS TO BE CARRIED OUT STRICTLY IN ACCORDANCE WITH IS STANDARDS (WHERE APPLICABLE) & BEST TRADE PRACTICES. ALL WORK MUST SATISFY THE REQUIREMENTS STATED OF THE LOCAL AUTHORITIES.
 6. WHITE WATER DESIGN STUDIO TO APPROVE ALL CONTRACTORS' SETTINGS OUT & ALL CO-ORDINATION SHOP DRAWINGS PRIOR TO ALL MANUFACTURERS, CONTRACTORS, INSTALLERS & SPECIALISTS TO BE RESPONSIBLE FOR ENSURING THAT ALL OF THEIR COMMENCEMENT OF INSTALLATION
 7. WORKS FULLY COMPLY WITH THE REQUIREMENTS STATED OF THE LOCAL AUTHORITIES & FIRE DEPARTMENT & THAT ALL SAFETY STANDARDS ARE MET THROUGHOUT.
 8. ALL FIT-OUT CONTRACTORS & SPECIALISTS TO PREPARE FULL SHOP DRAWINGS WITH SPECIFIC REFERENCE TO SITE CONDITIONS FOR WHITE WATER DESIGN STUDIO APPROVAL PRIOR TO MANUFACTURE & INSTALLATION AS APPROPRIATE TO THEIR TASK.



AMMENDMEAS STATED :

S.NO.	REV. DATE	DESCRIPTION

DRAWING NO :

DRAWING TITLE :
WALL FINISHING LAYOUT

LOCATION :
DELHI AIRPORT

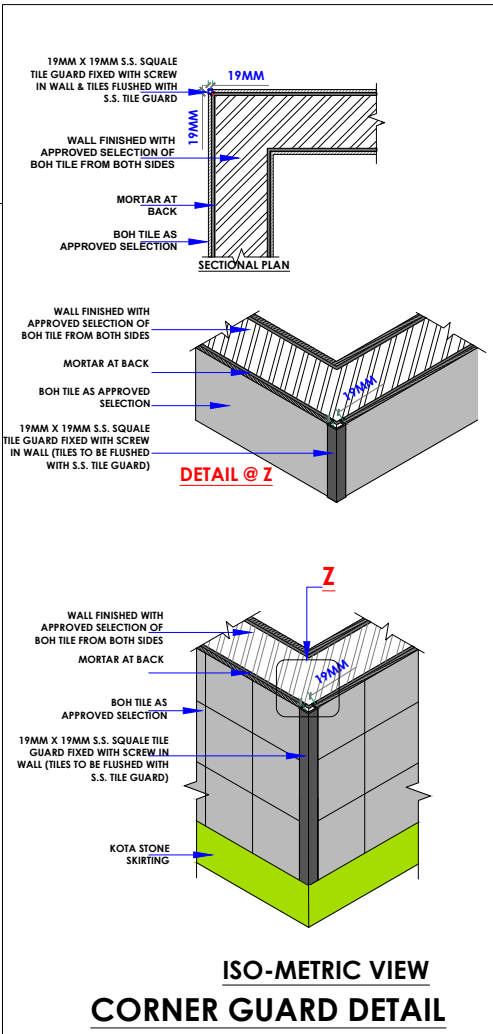
DATE : 30.11.2023
SCALE : AS STATED
DRN. BY : AMISHA
CHKD. BY : SHILPA

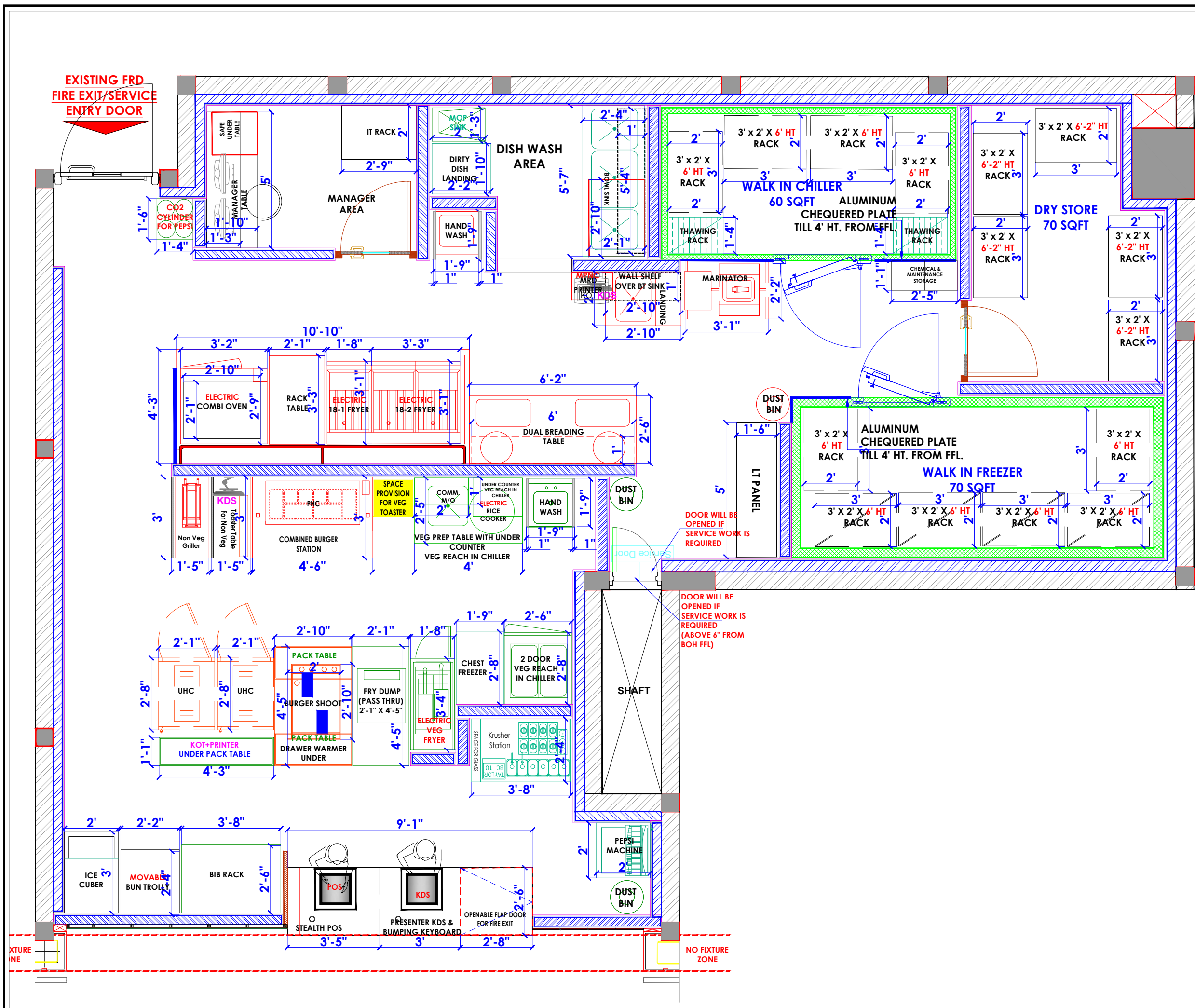
PROJECT :
KFC-DELHI AIRPORT

CLIENT :
TFS


WHITE WATER DESIGN STUDIO

HEAD OFFICE:-
 Anchorage, off Govandi Station Rd
 Near Amarnath Patil Ground, Govandi-(E)
 Mumbai 400 088
 TEL: +91 22 6740 7640.
 Email: studio@whitewaterdesign.in





- NOTES :**
1. FIGURED DIMENSIONS ARE TO BE USED IN PREFERENCE TO SCALED SIZES. ALL DIMENSIONS MUST BE CHECKED BEFORE COMMENCING WORK ON SITE.
 2. THIS DRAWING IS TO BE READ IN CONJUNCTION WITH ALL OTHER RELEVANT DRAWINGS.
 3. ALL PROPOSED WORKS TO BE CARRIED OUT IN ACCORDANCE WITH TECHNICAL SPECIFICATIONS AND SCHEDULES MENTIONED FOR INTERIOR WORKS.
 4. READ THIS DRAWING IN CONJUNCTION WITH ALL CONSULTANTS STATED & SPECIALISTS' DRAWINGS, DETAILS, SCHEDULES & SPECIFICATIONS FOR :
 i. SPRINKLER INSTALLATION
 ii. AUTOMATIC FIRE DETECTION SYSTEMS
 iii. AIR CONDITIONING SYSTEM & DISTRIBUTION (HVAC)
 iv. EMERGENCY LIGHTING
 v. PRIMARY WIRING DESIGN & DISTRIBUTION
 5. ALL WORK IS TO BE CARRIED OUT STRICTLY IN ACCORDANCE WITH IS STANDARDS (WHERE APPLICABLE) & BEST TRADE PRACTICES. ALL WORK MUST SATISFY THE REQUIREMENTS STATED OF THE LOCAL AUTHORITIES.
 6. WHITE WATER DESIGN STUDIO TO APPROVE ALL CONTRACTORS' SETTINGS OUT & ALL CO-ORDINATION SHOP DRAWINGS PRIOR TO ALL MANUFACTURERS, CONTRACTORS, INSTALLERS & SPECIALISTS TO BE RESPONSIBLE FOR ENSURING THAT ALL OF THEIR COMMENCEMENT OF INSTALLATION
 7. WORKS FULLY COMPLY WITH THE REQUIREMENTS STATED OF THE LOCAL AUTHORITIES & FIRE DEPARTMENT & THAT ALL SAFETY STANDARDS ARE MET THROUGHOUT.
 8. ALL FIT-OUT CONTRACTORS & SPECIALISTS TO PREPARE FULL SHOP DRAWINGS WITH SPECIFIC REFERENCE TO SITE CONDITIONS FOR WHITE WATER DESIGN STUDIO APPROVAL PRIOR TO MANUFACTURE & INSTALLATION AS APPROPRIATE TO THEIR TASK.



AMMENDMEAS STATED :

S.NO.	REV. DATE	DESCRIPTION

DRAWING NO :

DRAWING TITLE :
EQUIPMENT DIMENSION LAYOUT

LOCATION :
DELHI AIRPORT

DATE : 30.11.2023
SCALE : AS STATED
DRN. BY : PRATIKSHA
CHKD. BY : SHILPA

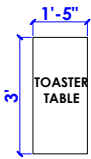
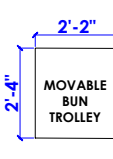
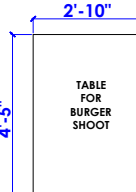

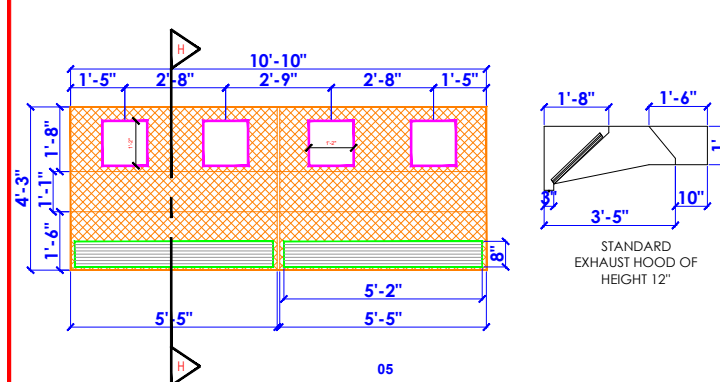

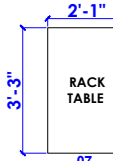
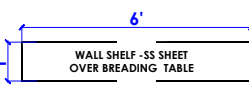
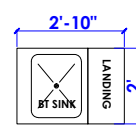
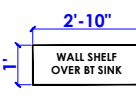
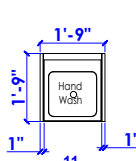

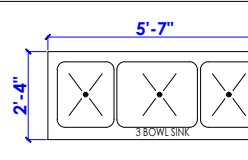
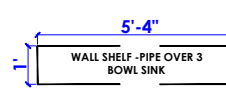
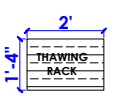
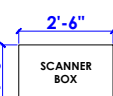
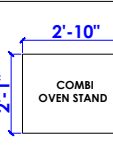

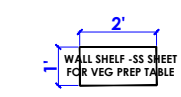
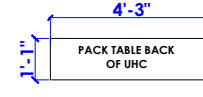
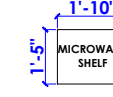

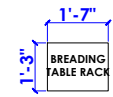
PROJECT :
KFC-DELHI AIRPORT

CLIENT :
TFS

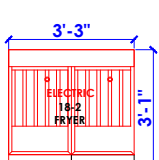
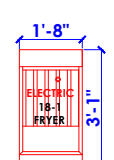
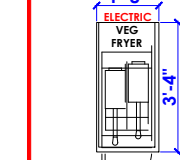
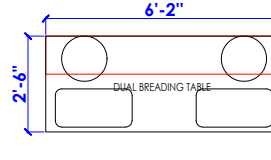
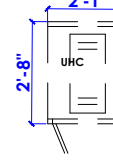
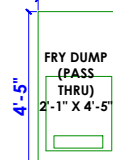
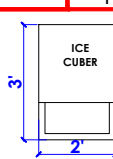

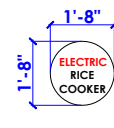
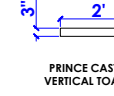

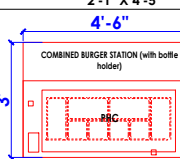
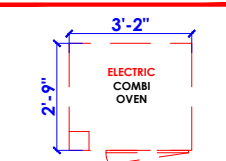
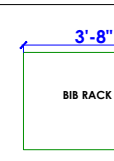
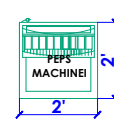
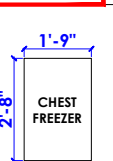
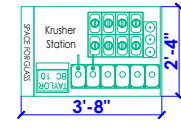
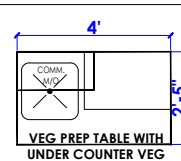
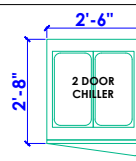
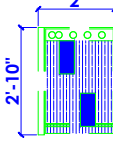

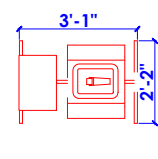
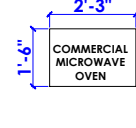
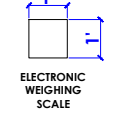
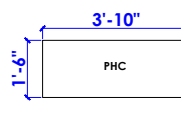


HEAD OFFICE :-
 Anchorage, off Govandi Station Rd
 Near Amarnath Patil Ground, Govandi-(E)
 Mumbai 400 088
 TEL: +91 22 6740 7640.
 Email: studio@whitewaterdesign.in

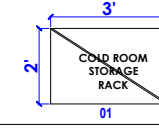
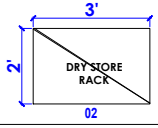
SS DEAD EQUIPMENT LEGEND

 <p>01</p>	 <p>02</p>	 <p>03</p>	 <p>04</p>	 <p>05</p>		
TOASTER TABLE : 2 NOS. WITH SS PARTITION 1'-5" X 3'-0" X 3'-0" HT. MOVABLE BUN TROLLEY : 01 NOS. 2'-2" X 2'-4" X 5'-4" HT. TABLE FOR BURGER SHOOT : 01 NOS. 2'-10" X 4'-5" X 2'-8" HT. NON VEG GRILLER TABLE : 01 NOS. WITH SS PARTITION 1'-5" X 3'-0" HT. ANSUL HOOD (FIRE SUPPRESSION SYSTEM) NON VEG AREA: 01 NOS. 10'-10" X 4'-3" X 12" HT						
 <p>06</p>	 <p>07</p>	 <p>08</p>	 <p>09</p>	 <p>10</p>	 <p>11</p>	
EXHAUST HOOD VEG AREA TABLE : 01 NOS. 1'-8" X 3'-4" RACK TABLE : 01 NOS. 2'-1" X 3'-3" WALL SHELF - SS SHEET OVER BREEDING TABLE : 01 NOS. 6'-0" X 1'-0" BT SINK : 01 NOS. (RHS LANDING) 2'-10" X 2'-0" X 2'-10" HT. WALL SHELF OVER BT SINK : 01 NOS. 2'-10" X 1'-0" X 2'-10" HT. HAND WASH SINK (WALL MOUNTED) : 02 NOS. 1'-9" X 1'-9"						
 <p>12</p>	 <p>13</p>	 <p>14</p>	 <p>16</p>	 <p>17</p>	 <p>18</p>	 <p>19</p>
DIRTY DISH LANDING : 01 NOS. 1'-10" X 2'-2" X 5'-11" HT 3 BOWL SINK : 01 NOS. 5'-7" X 2'-4" X 2'-8" WALL SHELF OVER 3 BOWL SINK : 01 NOS. 5'-4" X 1'-0" THAWING CHICKEN RACK : 02 NOS. 1'-4" X 2'-0" SCANNER BOX : 01 NOS. 2'-6" X 1'-6" X 1'-3" HT COMBI OVEN STAND : 01 NOS. 2'-10" X 2'-1" X 3'-1" HT SOAKING TUB : 01 NOS.						
 <p>20</p>	 <p>22</p>	 <p>23</p>	 <p>25</p>	 <p>26</p>		
SS WALL SHELF FOR VEG PREP TABLE : 01 NOS. 2'-0" X 1'-0" PACK TABLE : 01 NOS. 4'-3" X 1'-1" X 2'-8" HT. MICROWAVE SHELF: 01 NOS. 1'-10" X 1'-5" MOP SINK : 01 NOS. 1'-3" X 2'-0" BREEDING TABLE RACK : 02 NOS. 1'-7" X 1'-3" X 1'-4" HT						

LIVE EQUIPMENT LEGEND

 <p>01 NOS.</p>	 <p>01 NOS.</p>	 <p>14T: 01 NOS.</p>	 <p>01 NOS.</p>	 <p>02 NOS.</p>	 <p>01 NOS.</p>	
ELECTRIC 18 - 2 FRYER : 01 NOS. 3'-3" X 3'-1" ELECTRIC 18 - 1 FRYER : 01 NOS. 1'-8" X 3'-1" ELECTRIC VEG FRYER 14T: 01 NOS. 1'-8" X 3'-4" DUAL BREEDING TABLE : 01 NOS. 6'-2" X 2'-6" UHC : 02 NOS. 2'-1" X 2'-8" FRY DUMP PASS THRU: 01 NOS. 2'-1" X 4'-5"						
 <p>01 NOS.</p>	 <p>01 NOS.</p>	 <p>01 NOS.</p>	 <p>02 NOS.</p>	 <p>01 NOS.</p>	 <p>01 NOS.</p>	
ICE CUBER: 01 NOS. 2' X 3' TAYLOR BC 10 : 01 NOS. 10' X 9" ELECTRIC RICE COOKER : 01 NOS. 1'-8" X 1'-8" PRINCE CASTLE VERTICAL TOASTER : 02 NOS. 2'-0" X 3" CO2 CYLINDER: 01 NOS. 1'-4" X 1'-6" COMBINED BURGER STATION : 01 NOS. 4'-6" X 3'						
 <p>01 NOS.</p>	 <p>01 NOS.</p>	 <p>01 NOS.</p>	 <p>01 NOS.</p>	 <p>01 NOS.</p>	 <p>01 NOS.</p>	 <p>01 NOS.</p>
ELECTRIC COMBI OVEN : 01 NOS. 3'-2" X 2'-9" BIB RACK : 01 NOS. 3'-8" X 2'-6" PEPSI MACHINE : 01 NOS. 2'-0" X 2'-0" CHEST FREEZER : 01 NOS. 1'-9" X 2'-8" KRUSHER STN : 01 NOS. 3'-8" X 2'-4" VEG PREP TABLE WITH UNDER COUNTER VEG REACH IN CHILLER : 01 NOS. 4'-0" X 2'-5" 2 DOOR VEG CHILLER : 01 NOS. LHS HINGES						
 <p>01 NOS.</p>	 <p>01 NOS.</p>	 <p>01 NOS.</p>	 <p>01 NOS.</p>	 <p>01 NOS.</p>	 <p>01 NOS.</p>	
BURGER SHOOT : 01 NOS. 2'-0" X 2'-10" NON VEG GRILLER: 01 NOS. 2'-2" X 3'-1" MARINATOR :01 NOS 2'-2" X 3'-1" COMMERCIAL MICROWAVE OVEN : 01 NOS. 2'-3" X 1'-6" ELECTRONIC WEIGHING SCALE : 01 NOS. 3'-10" X 1'-6" PHC : 01 NOS 3'-10" X 1'-6"						

MISC INVENTORY

 <p>01</p>	 <p>02</p>
FOR WIF+WIC STORAGE 10 NOS. 3'-0" X 2'-0" X 6'-0" HT. DRY STORE RACK : 05 NOS. 3'-0" X 2'-0" X 6'-2" HT.	

NOTES :
 THE COPYRIGHT OF THIS DRAWING REMAINS WITH WHITE WATER DESIGN STUDIO AND IT MAY NOT BE REPRODUCED IN ANY WHICH MANNER WITHOUT PRIOR WRITTEN CONSENT.

1. FIGURED DIMENSIONS ARE TO BE USED IN PREFERENCES TO SCALED SIZES. ALL DIMENSIONS MUST BE CHECKED BEFORE COMMENCING WORK ON SITE.
2. THIS DRAWINGS TO BE READ IN CONJUNCTION WITH ALL OTHER RELEVANT DRAWINGS.
3. ALL PROPOSED WORKS TO BE CARRIED OUT IN ACCORDANCE WITH TECHNICAL SPECIFICATIONS AND SCHEDULES MENTIONED FOR INTERIOR WORKS.
4. ALL WORK IS TO BE CARRIED OUT STRICTLY IN ACCORDANCE WITH ISI STANDARDS (WHERE APPLICABLE) & BEST TRADE PRACTICES ALL WORK MUST SATISFY THE REQUIREMENTS STATED OF THE LOCAL AUTHORITIES.
5. WHITE WATER DESIGN STUDIO TO APPROVE ALL CONTRACTORS' SETTINGS OUT & ALL CO-ORDINATION SHOP DRAWINGS PRIOR TO ALL MANUFACTURERS, CONTRACTORS, INSTALLERS & SPECIALISTS TO BE RESPONSIBLE FOR ENSURING THAT ALL OF THEIR COMMENCEMENT OF INSTALLATION
6. WORKS FULLY COMPLY WITH THE REQUIREMENTS STATED OF THE LOCAL AUTHORITIES & FIRE DEPARTMENT & THAT ALL SAFETY STANDARDS ARE MET THROUGHOUT.
7. ALL FIT-OUT CONTRACTORS & SPECIALISTS TO PREPARE FULL SHOP DRAWINGS WITH SPECIFIC REFERENCE TO SITE CONDITIONS FOR WHITE WATER DESIGN STUDIO APPROVAL PRIOR TO MANUFACTURE & INSTALLATION AS APPROPRIATE TO THEIR TASK.

KEY PLAN :



AMMENDMEAS STATED :

NO.	REV. DATE	DESCRIPTION

DRAWING TITLE:
EQUIPMENT LEGEND

DRAWING NO :

DATE : 30.11.2023
 SCALE : AS STATED
 DRN. BY : PRATIKSHA
 CHKD. BY : SHILPA

LOCATION:
DELHI AIRPORT

PROJECT:
KFC-DELHI AIRPORT

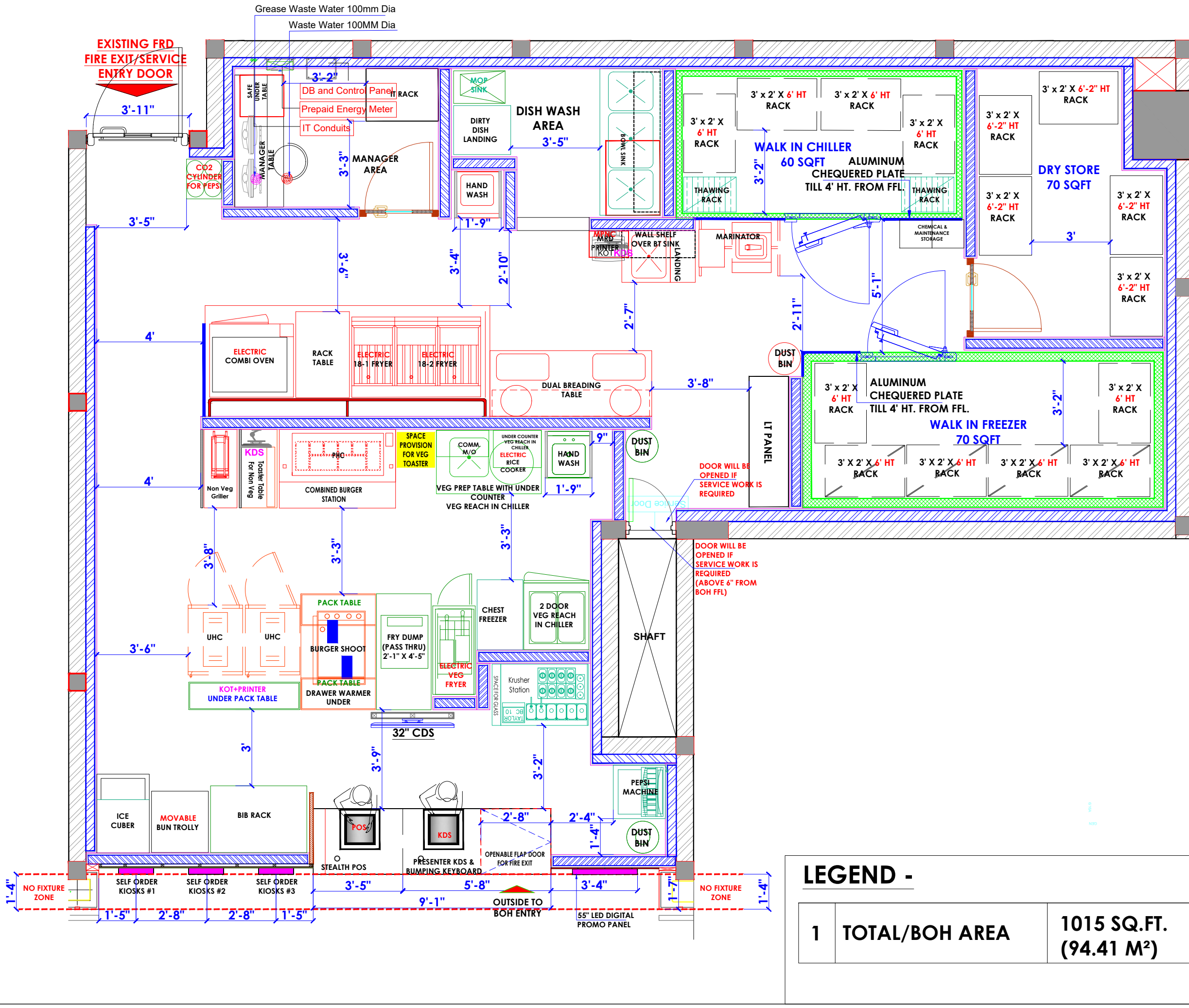
CLIENT:

TFS

WHITEWATER
 DESIGN STUDIO



HEAD OFFICE:-
 Anchorage, off Govandi Station Rd.
 Near Amarnath Patil Ground, Govandi-(E)
 Mumbai 400 088
 TEL: +91 22 6740 7640.
 Email: studio@whitewaterdesign.in



- NOTES :**
1. THE COPYRIGHT OF THIS DRAWING REMAINS WITH WHITE WATER DESIGN STUDIO AND IT MAY NOT BE REPRODUCED IN ANY WHICH MANNER WITHOUT PRIOR WRITTEN CONSENT.
 2. FIGURED DIMENSIONS ARE TO BE USED IN PREFERENCE TO SCALED SIZES. ALL DIMENSIONS MUST BE CHECKED BEFORE COMMENCING WORK ON SITE.
 3. THIS DRAWINGS TO BE READ IN CONJUNCTION WITH ALL OTHER RELEVANT DRAWINGS.
 4. ALL PROPOSED WORKS TO BE CARRIED OUT IN ACCORDANCE WITH TECHNICAL SPECIFICATIONS AND SCHEDULES MENTIONED FOR INTERIOR WORKS.
 5. READ THIS DRAWING IN CONJUNCTION WITH ALL CONSULTAAS STATED & SPECIALISTS' DRAWINGS, DETAILS, SCHEDULES & SPECIFICATIONS FOR :
 i. SPRINKLER INSTALLATION
 ii. AUTOMATIC FIRE DETECTION SYSTEMS
 iii. AIR CONDITIONING SYSTEM & DISTRIBUTION (HVAC)
 iv. EMERGENCY LIGHTING
 v. PRIMARY WIRING DESIGN & DISTRIBUTION
 6. ALL WORK IS TO BE CARRIED OUT STRICTLY IN ACCORDANCE WITH IS STANDARDS (WHERE APPLICABLE) & BEST TRADE PRACTICES. ALL WORK MUST SATISFY THE REQUIREMEAS STATED OF THE LOCAL AUTHORITIES.
 7. WHITE WATER DESIGN STUDIO TO APPROVE ALL CONTRACTORS' SETTINGS OUT & ALL CO-ORDINATION SHOP DRAWINGS PRIOR TO ALL MANUFACTURERS, CONTRACTORS, INSTALLERS & SPECIALISTS TO BE RESPONSIBLE FOR ENSURING THAT ALL OF THEIR COMMENCEMENT OF INSTALLATION
 8. WORKS FULLY COMPLY WITH THE REQUIREMEAS STATED OF THE LOCAL AUTHORITIES & FIRE DEPARTMENT & THAT ALL SAFETY STANDARDS ARE MET THROUGHOUT.
 9. ALL FIT-OUT CONTRACTORS & SPECIALISTS TO PREPARE FULL SHOP DRAWINGS WITH SPECIFIC REFERENCE TO SITE CONDITIONS FOR WHITE WATER DESIGN STUDIO APPROVAL PRIOR TO MANUFACTURE & INSTALLATION AS APPROPRIATE TO THEIR TASK.



AMMENDMEAS STATED :

S.NO.	REV. DATE	DESCRIPTION

DRAWING NO :

DRAWING TITLE :
FURNITURE LAYOUT

LOCATION :
DELHI AIRPORT

DATE : 30.11.2023
SCALE : AS STATED
DRN. BY : AMISHA
CHKD. BY : SHILPA

PROJECT :
KFC-DELHI AIRPORT

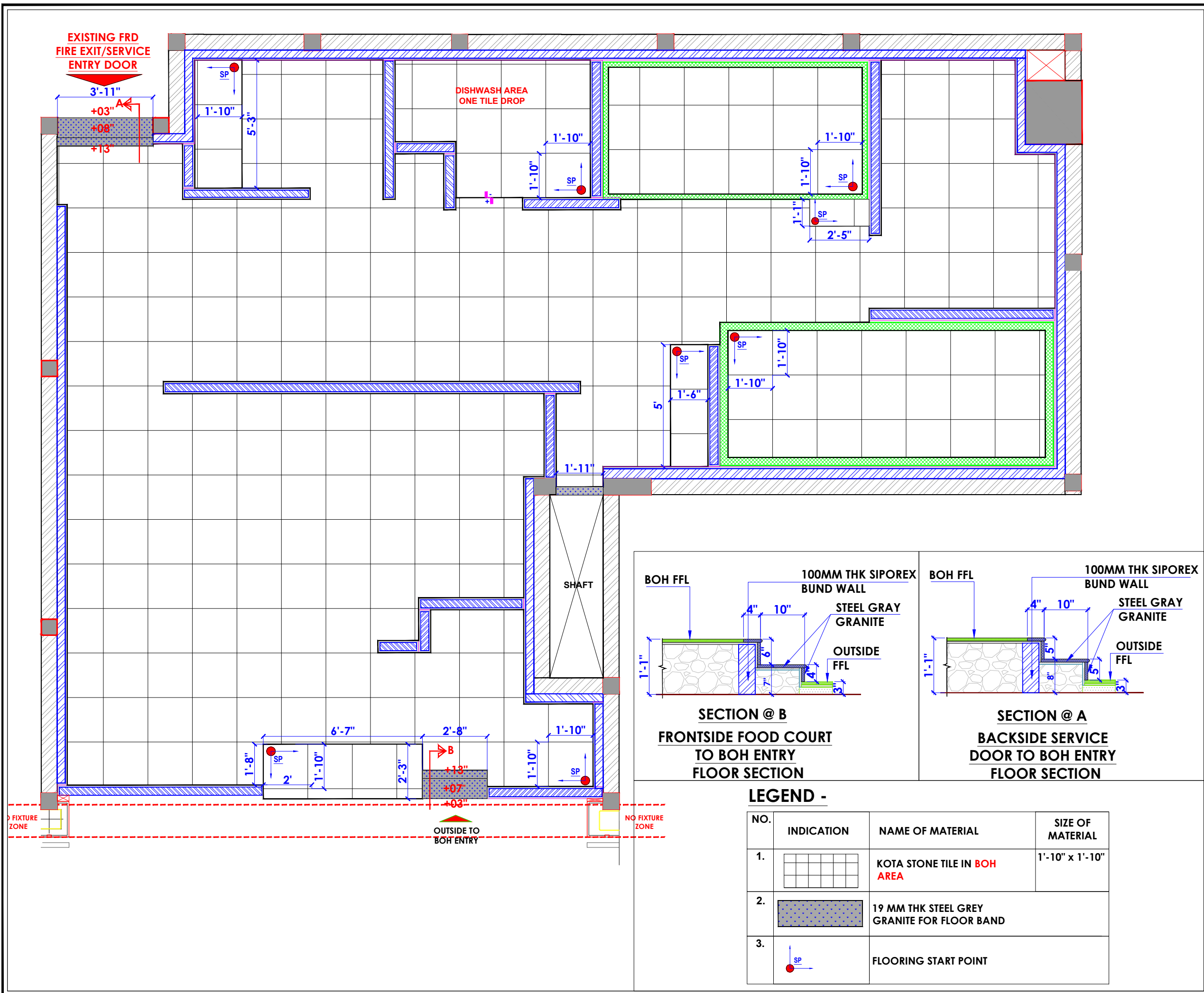
CLIENT :
TFS

WHITE WATER DESIGN STUDIO

HEAD OFFICE:-
 Anchorage, off Govandi Station Rd
 Near Amarnath Patil Ground, Govandi-(E)
 Mumbai 400 088
 TEL: +91 22 6740 7640.
 Email: studio@whitewaterdesign.in

LEGEND -

1	TOTAL/BOH AREA	1015 SQ.FT. (94.41 M ²)
---	----------------	--



- NOTES :**
1. FIGURED DIMENSIONS ARE TO BE USED IN PREFERENCE TO SCALED SIZES. ALL DIMENSIONS MUST BE CHECKED BEFORE COMMENCING WORK ON SITE.
 2. THIS DRAWINGS TO BE READ IN CONJUNCTION WITH ALL OTHER RELEVANT DRAWINGS.
 3. ALL PROPOSED WORKS TO BE CARRIED OUT IN ACCORDANCE WITH TECHNICAL SPECIFICATIONS AND SCHEDULES MENTIONED FOR INTERIOR WORKS.
 4. READ THIS DRAWING IN CONJUNCTION WITH ALL CONSULTANTS STATED & SPECIALISTS' DRAWINGS, DETAILS, SCHEDULES & SPECIFICATIONS FOR :
 i. SPRINKLER INSTALLATION
 ii. AUTOMATIC FIRE DETECTION SYSTEMS
 iii. AIR CONDITIONING SYSTEM & DISTRIBUTION (HVAC)
 iv. EMERGENCY LIGHTING
 v. PRIMARY WIRING DESIGN & DISTRIBUTION
 5. ALL WORK IS TO BE CARRIED OUT STRICTLY IN ACCORDANCE WITH IS STANDARDS (WHERE APPLICABLE) & BEST TRADE PRACTICES. ALL WORK MUST SATISFY THE REQUIREMENTS STATED OF THE LOCAL AUTHORITIES.
 6. WHITE WATER DESIGN STUDIO TO APPROVE ALL CONTRACTORS' SETTINGS OUT & ALL CO-ORDINATION SHOP DRAWINGS PRIOR TO ALL MANUFACTURERS, CONTRACTORS, INSTALLERS & SPECIALISTS TO BE RESPONSIBLE FOR ENSURING THAT ALL OF THEIR COMMENCEMENT OF INSTALLATION
 7. WORKS FULLY COMPLY WITH THE REQUIREMENTS STATED OF THE LOCAL AUTHORITIES & FIRE DEPARTMENT & THAT ALL SAFETY STANDARDS ARE MET THROUGHOUT.
 8. ALL FIT-OUT CONTRACTORS & SPECIALISTS TO PREPARE FULL SHOP DRAWINGS WITH SPECIFIC REFERENCE TO SITE CONDITIONS FOR WHITE WATER DESIGN STUDIO APPROVAL PRIOR TO MANUFACTURE & INSTALLATION AS APPROPRIATE TO THEIR TASK.



AMMENDMEAS STATED :

S.NO.	REV. DATE	DESCRIPTION

DRAWING NO :

DRAWING TITLE :
FLOORING LAYOUT

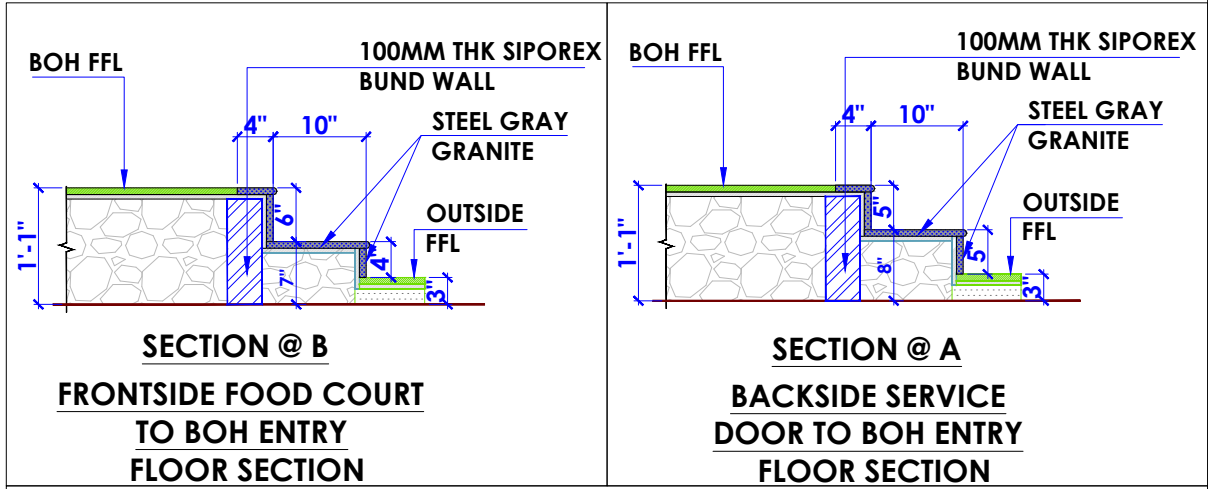
LOCATION :
DELHI AIRPORT

DATE : 30.11.2023
SCALE : AS STATED
DRN. BY : AMISHA
CHKD. BY : SHILPA

PROJECT :
KFC-DELHI AIRPORT

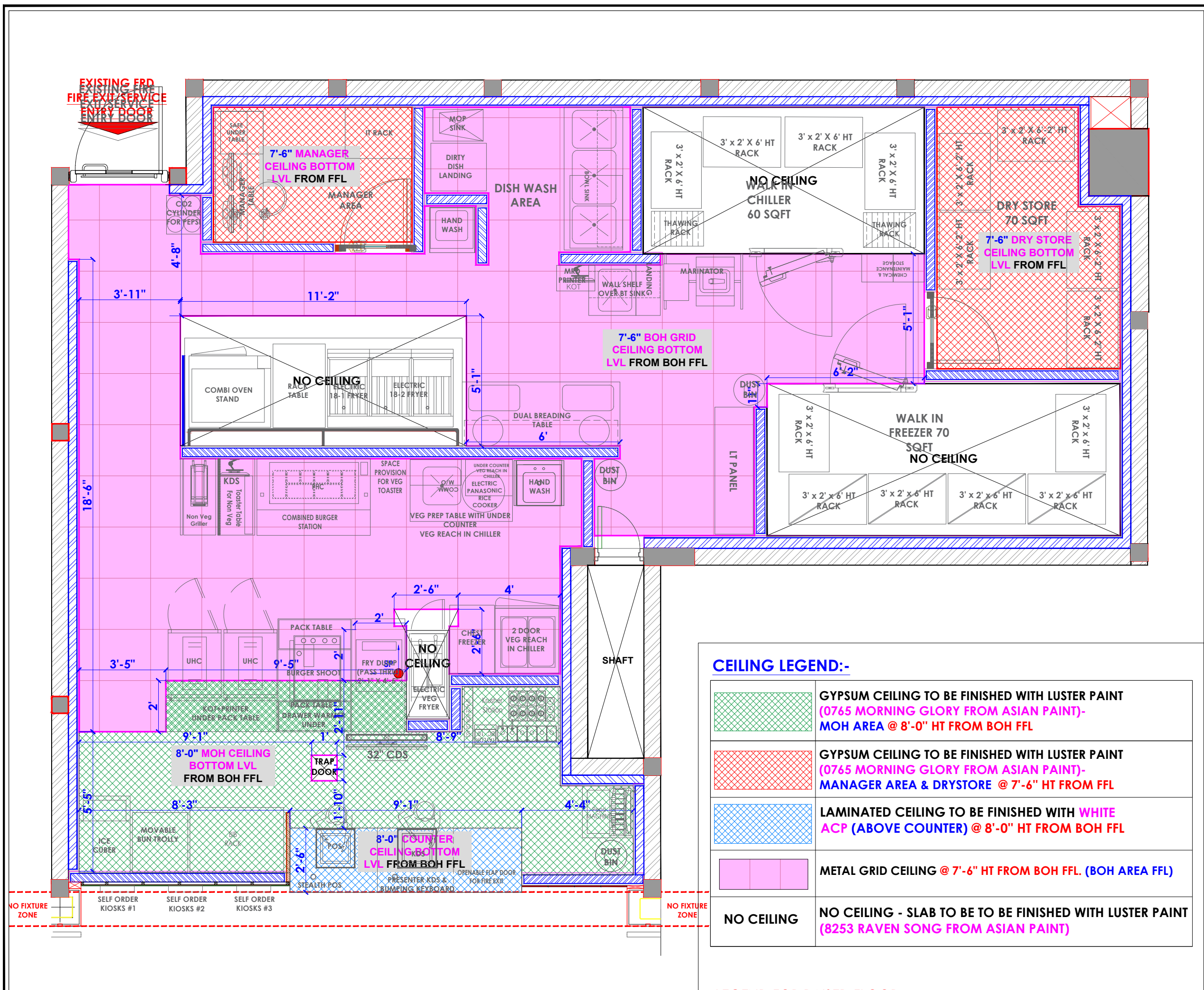
CLIENT :
TFS

HEAD OFFICE:-
 Anchorage, off Govandi Station Rd
 Near Amarnath Patil Ground, Govandi-(E)
 Mumbai 400 088
 TEL: +91 22 6740 7640.
 Email: studio@whitewaterdesign.in



LEGEND -

NO.	INDICATION	NAME OF MATERIAL	SIZE OF MATERIAL
1.		KOTA STONE TILE IN BOH AREA	1'-10" x 1'-10"
2.		19 MM THK STEEL GREY GRANITE FOR FLOOR BAND	
3.		FLOORING START POINT	



- NOTES :**
1. THE COPYRIGHT OF THIS DRAWING REMAINS WITH WHITE WATER DESIGN STUDIO AND IT MAY NOT BE REPRODUCED IN ANY WHICH MANNER WITHOUT PRIOR WRITTEN CONSENT.
 2. FIGURED DIMENSIONS ARE TO BE USED IN PREFERENCE TO SCALED SIZES. ALL DIMENSIONS MUST BE CHECKED BEFORE COMMENCING WORK ON SITE.
 3. THIS DRAWINGS TO BE READ IN CONJUNCTION WITH ALL OTHER RELEVANT DRAWINGS.
 4. ALL PROPOSED WORKS TO BE CARRIED OUT IN ACCORDANCE WITH TECHNICAL SPECIFICATIONS AND SCHEDULES MENTIONED FOR INTERIOR WORKS.
 5. READ THIS DRAWING IN CONJUNCTION WITH ALL CONSULTAAS STATED & SPECIALISTS' DRAWINGS, DETAILS, SCHEDULES & SPECIFICATIONS FOR :
 i. SPRINKLER INSTALLATION
 ii. AUTOMATIC FIRE DETECTION SYSTEMS
 iii. AIR CONDITIONING SYSTEM & DISTRIBUTION (HVAC)
 iv. EMERGENCY LIGHTING
 v. PRIMARY WIRING DESIGN & DISTRIBUTION
 6. ALL WORK IS TO BE CARRIED OUT STRICTLY IN ACCORDANCE WITH IS STANDARDS (WHERE APPLICABLE) & BEST TRADE PRACTICES. ALL WORK MUST SATISFY THE REQUIREMENTS STATED OF THE LOCAL AUTHORITIES.
 7. WHITE WATER DESIGN STUDIO TO APPROVE ALL CONTRACTORS' SETTINGS OUT & ALL CO-ORDINATION SHOP DRAWINGS PRIOR TO ALL MANUFACTURERS, CONTRACTORS, INSTALLERS & SPECIALISTS TO BE RESPONSIBLE FOR ENSURING THAT ALL OF THEIR COMMENCEMENT OF INSTALLATION
 8. WORKS FULLY COMPLY WITH THE REQUIREMENTS STATED OF THE LOCAL AUTHORITIES & FIRE DEPARTMENT & THAT ALL SAFETY STANDARDS ARE MET THROUGHOUT.
 9. ALL FIT-OUT CONTRACTORS & SPECIALISTS TO PREPARE FULL SHOP DRAWINGS WITH SPECIFIC REFERENCE TO SITE CONDITIONS FOR WHITE WATER DESIGN STUDIO APPROVAL PRIOR TO MANUFACTURE & INSTALLATION AS APPROPRIATE TO THEIR TASK.



AMMENDMEAS STATED :

S.NO.	REV. DATE	DESCRIPTION

DRAWING NO :

DRAWING TITLE :
CEILING LAYOUT

LOCATION :
DELHI AIRPORT

DATE : 30.11.2023
SCALE : AS STATED
DRN. BY : AMISHA
CHKD. BY : SHILPA

PROJECT :
KFC-DELHI AIRPORT

CLIENT :
TFS



HEAD OFFICE:-
 Anchorage, off Govandi Station Rd
 Near Amarnath Patil Ground, Govandi-(E)
 Mumbai 400 088
 TEL: +91 22 6740 7640.
 Email: studio@whitewaterdesign.in

CEILING LEGEND:-

	GYPSUM CEILING TO BE FINISHED WITH LUSTER PAINT (0765 MORNING GLORY FROM ASIAN PAINT)- MOH AREA @ 8'-0" HT FROM BOH FFL
	GYPSUM CEILING TO BE FINISHED WITH LUSTER PAINT (0765 MORNING GLORY FROM ASIAN PAINT)- MANAGER AREA & DRYSTORE @ 7'-6" HT FROM FFL
	LAMINATED CEILING TO BE FINISHED WITH WHITE ACP (ABOVE COUNTER) @ 8'-0" HT FROM BOH FFL
	METAL GRID CEILING @ 7'-6" HT FROM BOH FFL. (BOH AREA FFL)
	NO CEILING - SLAB TO BE TO BE FINISHED WITH LUSTER PAINT (8253 RAVEN SONG FROM ASIAN PAINT)

NOTES :
 THE COPYRIGHT OF THIS DRAWING REMAINS WITH WHITE WATER DESIGN STUDIO AND IT MAY NOT BE REPRODUCED IN ANY WHICH MANNER WITHOUT PRIOR WRITTEN CONSENT.

- FIGURED DIMENSIONS ARE TO BE USED IN PREFERENCE TO SCALED SIZES. ALL DIMENSIONS MUST BE CHECKED BEFORE COMMENCING WORK ON SITE.
- THIS DRAWINGS TO BE READ IN CONJUNCTION WITH ALL OTHER RELEVANT DRAWINGS.
- ALL PROPOSED WORKS TO BE CARRIED OUT IN ACCORDANCE WITH TECHNICAL SPECIFICATIONS AND SCHEDULES MENTIONED FOR INTERIOR WORKS.
- READ THIS DRAWING IN CONJUNCTION WITH ALL CONSULTAAS STATED & SPECIALISTS' DRAWINGS, DETAILS, SCHEDULES & SPECIFICATIONS FOR :
 I. SPRINKLER INSTALLATION
 II. AUTOMATIC FIRE DETECTION SYSTEMS
 III. AIR CONDITIONING SYSTEM & DISTRIBUTION (HVAC)
 IV. EMERGENCY LIGHTING
 V. PRIMARY WIRING DESIGN & DISTRIBUTION
- ALL WORK IS TO BE CARRIED OUT STRICTLY IN ACCORDANCE WITH IS STANDARDS (WHERE APPLICABLE) & BEST TRADE PRACTICES. ALL WORK MUST SATISFY THE REQUIREMENTS STATED OF THE LOCAL AUTHORITIES.
- WHITE WATER DESIGN STUDIO TO APPROVE ALL CONTRACTORS' SETTINGS OUT & ALL CO-ORDINATION SHOP DRAWINGS PRIOR TO ALL MANUFACTURERS, CONTRACTORS, INSTALLERS & SPECIALISTS TO BE RESPONSIBLE FOR ENSURING THAT ALL OF THEIR COMMITMENT OF INSTALLATION
- WORKS FULLY COMPLY WITH THE REQUIREMENTS STATED OF THE LOCAL AUTHORITIES & FIRE DEPARTMENT & THAT ALL SAFETY STANDARDS ARE MET THROUGHOUT.
- ALL FIT-OUT CONTRACTORS & SPECIALISTS TO PREPARE FULL SHOP DRAWINGS WITH SPECIFIC REFERENCE TO SITE CONDITIONS FOR WHITE WATER DESIGN STUDIO APPROVAL PRIOR TO MANUFACTURE & INSTALLATION AS APPROPRIATE TO THEIR TASK.



AMMENDMEAS STATED :

S.NO.	REV. DATE	DESCRIPTION

DRAWING NO :

DRAWING TITLE :
LIGHTING LAYOUT - 1

LOCATION :
DELHI AIRPORT

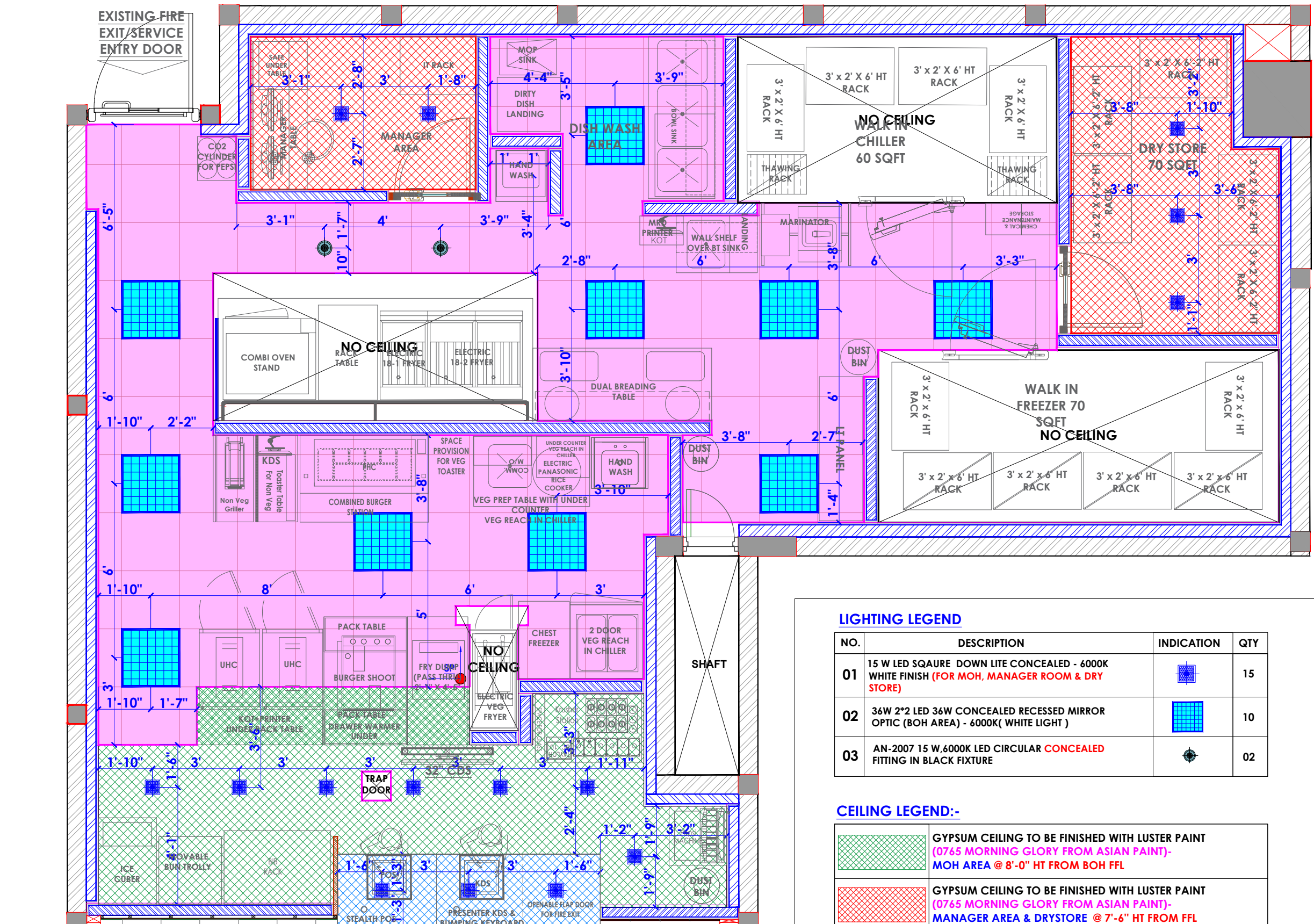
DATE : 30.11.2023
 SCALE : AS STATED
 DRN. BY : AMISHA
 CHKD. BY : SHILPA

PROJECT :
KFC-DELHI AIRPORT

CLIENT :
TFS



WW
 HEAD OFFICE:-
 Anchorage, off Govandi Station Rd
 Near Amarnath Patil Ground, Govandi-(E)
 Mumbai 400 088
 TEL: +91 22 6740 7640.
 Email: studio@whitewaterdesign.in



LIGHTING LEGEND


NO.	DESCRIPTION	INDICATION	QTY
01	15 W LED SQAURE DOWN LITE CONCEALED - 6000K WHITE FINISH (FOR MOH, MANAGER ROOM & DRY STORE)		15
02	36W 2*2 LED 36W CONCEALED RECESSED MIRROR OPTIC (BOH AREA) - 6000K(WHITE LIGHT)		10
03	AN-2007 15 W.6000K LED CIRCULAR CONCEALED FITTING IN BLACK FIXTURE		02

CEILING LEGEND:-

	GYPSUM CEILING TO BE FINISHED WITH LUSTER PAINT (0765 MORNING GLORY FROM ASIAN PAINT)- MOH AREA @ 8'-0" HT FROM BOH FFL
	GYPSUM CEILING TO BE FINISHED WITH LUSTER PAINT (0765 MORNING GLORY FROM ASIAN PAINT)- MANAGER AREA & DRYSTORE @ 7'-6" HT FROM FFL
	LAMINATED CEILING TO BE FINISHED WITH WHITE ACP (ABOVE COUNTER) @ 8'-0" HT FROM BOH FFL
	METAL GRID CEILING @ 7'-6" HT FROM BOH FFL. (BOH AREA FFL)
	NO CEILING - SLAB TO BE TO BE FINISHED WITH LUSTER PAINT (8253 RAVEN SONG FROM ASIAN PAINT)

NO FIXTURE ZONE

- NOTES :**
1. FIGURED DIMENSIONS ARE TO BE USED IN PREFERENCE TO SCALED SIZES. ALL DIMENSIONS MUST BE CHECKED BEFORE COMMENCING WORK ON SITE.
 2. THIS DRAWINGS TO BE READ IN CONJUNCTION WITH ALL OTHER RELEVANT DRAWINGS.
 3. ALL PROPOSED WORKS TO BE CARRIED OUT IN ACCORDANCE WITH TECHNICAL SPECIFICATIONS AND SCHEDULES MENTIONED FOR INTERIOR WORKS.
 4. READ THIS DRAWING IN CONJUNCTION WITH ALL CONSULTAAS STATED & SPECIALISTS' DRAWINGS, DETAILS, SCHEDULES & SPECIFICATIONS FOR :
 - i. SPRINKLER INSTALLATION
 - ii. AUTOMATIC FIRE DETECTION SYSTEMS
 - iii. AIR CONDITIONING SYSTEM & DISTRIBUTION (HVAC)
 - iv. EMERGENCY LIGHTING
 - v. PRIMARY WIRING DESIGN & DISTRIBUTION
 5. ALL WORK IS TO BE CARRIED OUT STRICTLY IN ACCORDANCE WITH IS STANDARDS (WHERE APPLICABLE) & BEST TRADE PRACTICES. ALL WORK MUST SATISFY THE REQUIREMENTS STATED OF THE LOCAL AUTHORITIES.
 6. WHITE WATER DESIGN STUDIO TO APPROVE ALL CONTRACTORS' SETTINGS OUT & ALL CO-ORDINATION SHOP DRAWINGS PRIOR TO ALL MANUFACTURERS, CONTRACTORS, INSTALLERS & SPECIALISTS TO BE RESPONSIBLE FOR ENSURING THAT ALL OF THEIR COMMENCEMENT OF INSTALLATION.
 7. WORKS FULLY COMPLY WITH THE REQUIREMENTS STATED OF THE LOCAL AUTHORITIES & FIRE DEPARTMENT & THAT ALL SAFETY STANDARDS ARE MET THROUGHOUT.
 8. ALL FIT-OUT CONTRACTORS & SPECIALISTS TO PREPARE FULL SHOP DRAWINGS WITH SPECIFIC REFERENCE TO SITE CONDITIONS FOR WHITE WATER DESIGN STUDIO APPROVAL PRIOR TO MANUFACTURE & INSTALLATION AS APPROPRIATE TO THEIR TASK.



AMMENDMEAS STATED :

S.NO.	REV. DATE	DESCRIPTION

DRAWING NO :

DRAWING TITLE :
LIGHTING LAYOUT-2

LOCATION :
DELHI AIRPORT

DATE : 30.11.2023
SCALE : AS STATED
DRN. BY : AMISHA
CHKD. BY : SHILPA

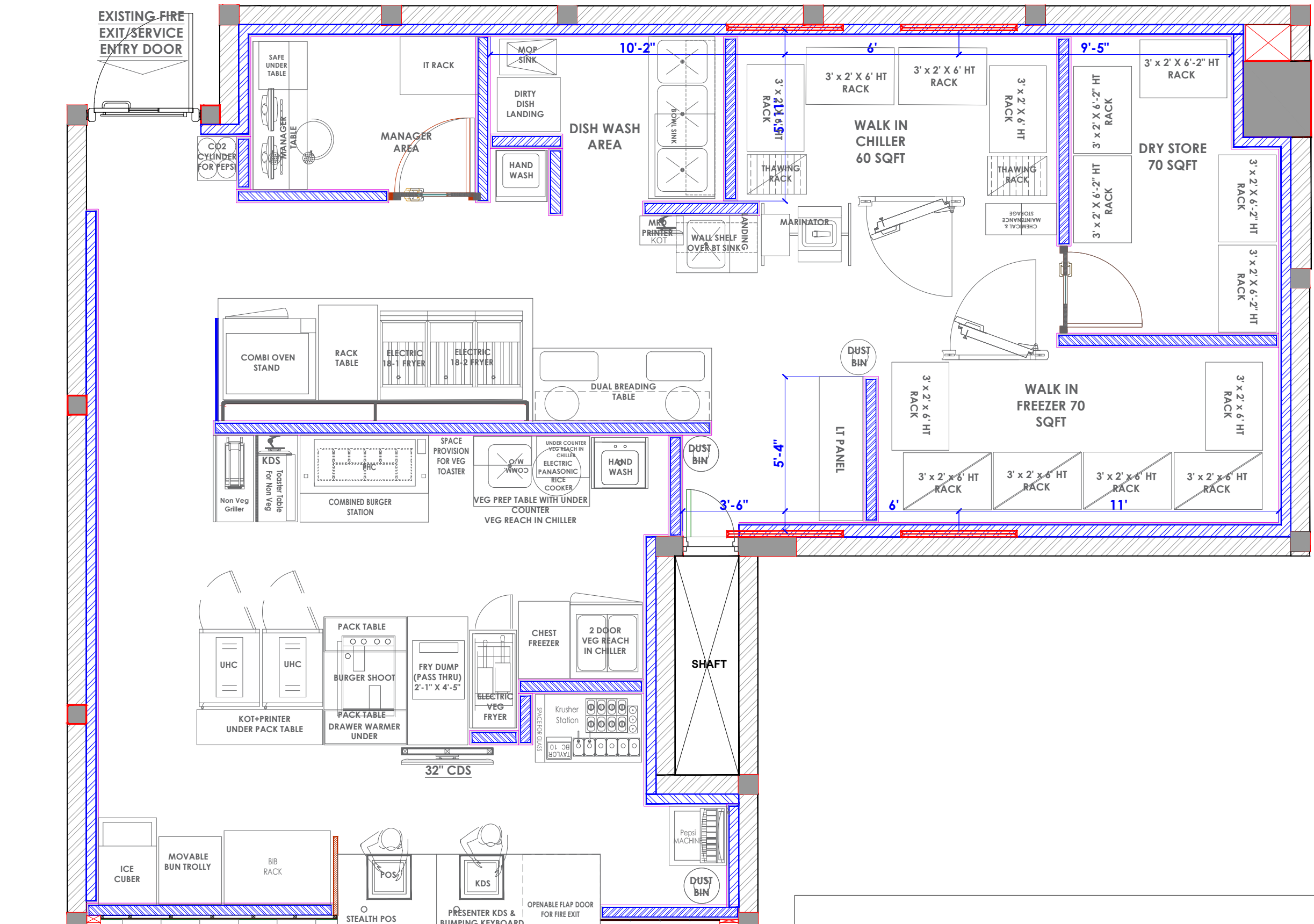
PROJECT :
KFC-DELHI AIRPORT

CLIENT :
TFS

WHITE WATER DESIGN STUDIO

WW

HEAD OFFICE:-
Anchorage, off Govandi Station Rd
Near Amarnath Patil Ground, Govandi-(E)
Mumbai 400 088
TEL: +91 22 6740 7640.
Email: studio@whitewaterdesign.in



NO FIXTURE ZONE

LIGHTING LEGEND

NO.	DESCRIPTION	INDICATION	QTY
01	28 WATT ALNS- 30- 4'FT LED WALL MOUNTED LT- 6000K (FOR BOH AREA) ABOVE KFC STRUCTURE.(HT TO BE VERIFY AS PER SITE CONDITION)		04

- NOTES :**
- THE COPYRIGHT OF THIS DRAWING REMAINS WITH WHITE WATER DESIGN STUDIO AND IT MAY NOT BE REPRODUCED IN ANY WHICH MANNER WITHOUT PRIOR WRITTEN CONSENT.
 - FIGURED DIMENSIONS ARE TO BE USED IN PREFERENCES TO SCALED SIZES. ALL DIMENSIONS MUST BE CHECKED BEFORE COMMENCING WORK ON SITE.
 - THIS DRAWINGS TO BE READ IN CONJUNCTION WITH ALL OTHER RELEVANT DRAWINGS.
 - ALL PROPOSED WORKS TO BE CARRIED OUT IN ACCORDANCE WITH TECHNICAL SPECIFICATIONS AND SCHEDULES MENTIONED FOR INTERIOR WORKS.
 - READ THIS DRAWING IN CONJUNCTION WITH ALL CONSULTAAS STATED & SPECIALISTS' DRAWINGS, DETAILS, SCHEDULES & SPECIFICATIONS FOR :
 - SPRINKLER INSTALLATION
 - AUTOMATIC FIRE DETECTION SYSTEMS
 - AIR CONDITIONING SYSTEM & DISTRIBUTION (HVAC)
 - EMERGENCY LIGHTING
 - PRIMARY WIRING DESIGN & DISTRIBUTION
 - ALL WORK IS TO BE CARRIED OUT STRICTLY IN ACCORDANCE WITH IS STANDARDS (WHERE APPLICABLE) & BEST TRADE PRACTICES. ALL WORK MUST SATISFY THE REQUIREMENTS STATED OF THE LOCAL AUTHORITIES.
 - WHITE WATER DESIGN STUDIO TO APPROVE ALL CONTRACTORS' SETTINGS OUT & ALL CO-ORDINATION SHOP DRAWINGS PRIOR TO ALL MANUFACTURERS, CONTRACTORS, INSTALLERS & SPECIALISTS TO BE RESPONSIBLE FOR ENSURING THAT ALL OF THEIR COMMENCEMENT OF INSTALLATION
 - WORKS FULLY COMPLY WITH THE REQUIREMENTS STATED OF THE LOCAL AUTHORITIES & FIRE DEPARTMENT & THAT ALL SAFETY STANDARDS ARE MET THROUGHOUT.
 - ALL FIT-OUT CONTRACTORS & SPECIALISTS TO PREPARE FULL SHOP DRAWINGS WITH SPECIFIC REFERENCE TO SITE CONDITIONS FOR WHITE WATER DESIGN STUDIO APPROVAL PRIOR TO MANUFACTURE & INSTALLATION AS APPROPRIATE TO THEIR TASK.



AMMENDMEAS STATED :

S.NO.	REV. DATE	DESCRIPTION

DRAWING NO :

DRAWING TITLE :
LIGHTING COORDINATION LAYOUT

LOCATION :
DELHI AIRPORT

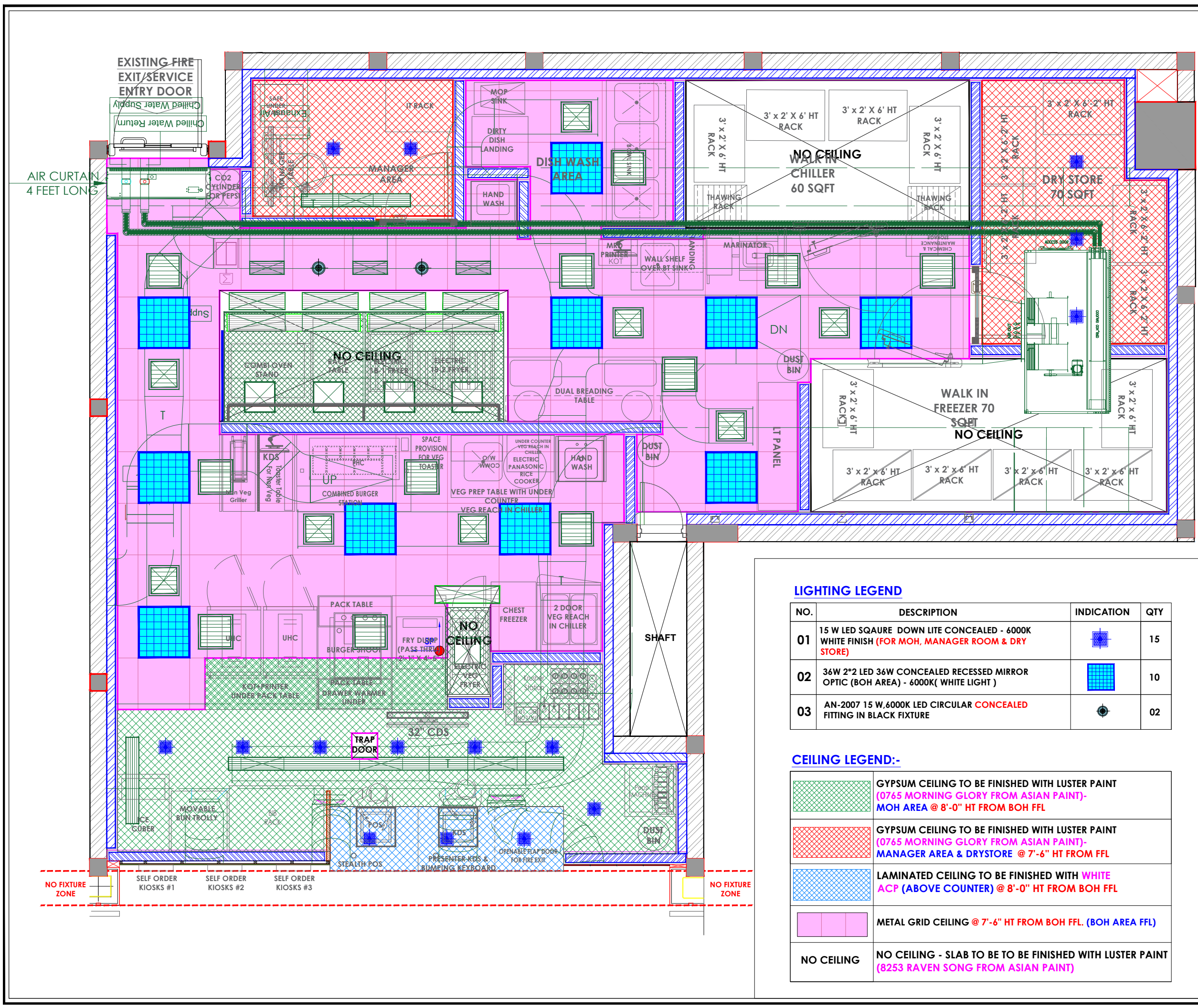
DATE : 30.11.2023
SCALE : AS STATED
DRN. BY : AMISHA
CHKD. BY : SHILPA

PROJECT :
KFC-DELHI AIRPORT

CLIENT :
TFS



HEAD OFFICE:-
 Anchorage, off Govandi Station Rd
 Near Amarnath Patil Ground, Govandi-(E)
 Mumbai 400 088
 TEL: +91 22 6740 7640.
 Email: studio@whitewaterdesign.in



LIGHTING LEGEND

NO.	DESCRIPTION	INDICATION	QTY
01	15 W LED SQAURE DOWN LITE CONCEALED - 6000K WHITE FINISH (FOR MOH, MANAGER ROOM & DRY STORE)		15
02	36W 2*2 LED 36W CONCEALED RECESSED MIRROR OPTIC (BOH AREA) - 6000K(WHITE LIGHT)		10
03	AN-2007 15 W,6000K LED CIRCULAR CONCEALED FITTING IN BLACK FIXTURE		02

CEILING LEGEND:-

	GYPSUM CEILING TO BE FINISHED WITH LUSTER PAINT (0765 MORNING GLORY FROM ASIAN PAINT)- MOH AREA @ 8'-0" HT FROM BOH FFL
	GYPSUM CEILING TO BE FINISHED WITH LUSTER PAINT (0765 MORNING GLORY FROM ASIAN PAINT)- MANAGER AREA & DRYSTORE @ 7'-6" HT FROM FFL
	LAMINATED CEILING TO BE FINISHED WITH WHITE ACP (ABOVE COUNTER) @ 8'-0" HT FROM BOH FFL
	METAL GRID CEILING @ 7'-6" HT FROM BOH FFL. (BOH AREA FFL)
	NO CEILING - SLAB TO BE TO BE FINISHED WITH LUSTER PAINT (8253 RAVEN SONG FROM ASIAN PAINT)

- NOTES :**
- THE COPYRIGHT OF THIS DRAWING REMAINS WITH WHITE WATER DESIGN STUDIO AND IT MAY NOT BE REPRODUCED IN ANY WHICH MANNER WITHOUT PRIOR WRITTEN CONSENT.
 - FIGURED DIMENSIONS ARE TO BE USED IN PREFERENCES TO SCALED SIZES. ALL DIMENSIONS MUST BE CHECKED BEFORE COMMENCING WORK ON SITE.
 - THIS DRAWINGS TO BE READ IN CONJUNCTION WITH ALL OTHER RELEVANT DRAWINGS.
 - ALL PROPOSED WORKS TO BE CARRIED OUT IN ACCORDANCE WITH TECHNICAL SPECIFICATIONS AND SCHEDULES MENTIONED FOR INTERIOR WORKS.
 - READ THIS DRAWING IN CONJUNCTION WITH ALL CONSULTAAS STATED & SPECIALISTS' DRAWINGS, DETAILS, SCHEDULES & SPECIFICATIONS FOR :
 I. SPRINKLER INSTALLATION
 II. AUTOMATIC FIRE DETECTION SYSTEMS
 III. AIR CONDITIONING SYSTEM & DISTRIBUTION (HVAC)
 IV. EMERGENCY LIGHTING
 V. PRIMARY WIRING DESIGN & DISTRIBUTION
 - ALL WORK IS TO BE CARRIED OUT STRICTLY IN ACCORDANCE WITH IS STANDARDS (WHERE APPLICABLE) & BEST TRADE PRACTICES. ALL WORK MUST SATISFY THE REQUIREMEAS STATED OF THE LOCAL AUTHORITIES.
 - WHITE WATER DESIGN STUDIO TO APPROVE ALL CONTRACTORS' SETTINGS OUT & ALL CO-ORDINATION SHOP DRAWINGS PRIOR TO ALL MANUFACTURERS, CONTRACTORS, INSTALLERS & SPECIALISTS TO BE RESPONSIBLE FOR ENSURING THAT ALL OF THEIR COMMENCEMENT OF INSTALLATION
 - WORKS FULLY COMPLY WITH THE REQUIREMEAS STATED OF THE LOCAL AUTHORITIES & FIRE DEPARTMENT & THAT ALL SAFETY STANDARDS ARE MET THROUGHOUT.
 - ALL FIT-OUT CONTRACTORS & SPECIALISTS TO PREPARE FULL SHOP DRAWINGS WITH SPECIFIC REFERENCE TO SITE CONDITIONS FOR WHITE WATER DESIGN STUDIO APPROVAL PRIOR TO MANUFACTURE & INSTALLATION AS APPROPRIATE TO THEIR TASK.



AMMENDMEAS STATED :

S.NO.	REV.DATE	DESCRIPTION

DRAWING NO :

DRAWING TITLE :
LIGHTING COORDINATION LAYOUT

LOCATION :
DELHI AIRPORT

DATE : 30.11.2023
SCALE : AS STATED
DRN. BY : AMISHA
CHKD. BY : SHILPA

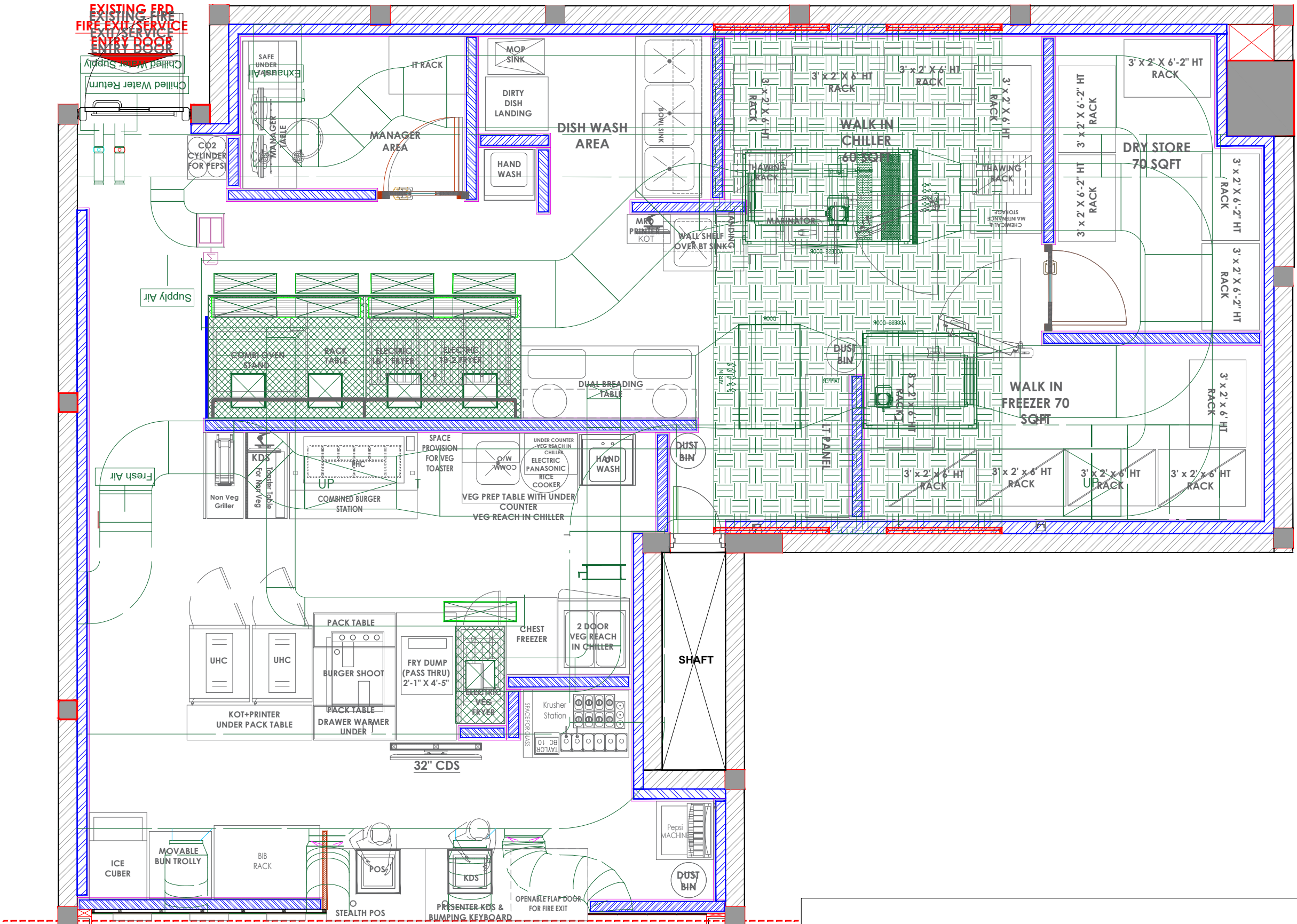
PROJECT :
KFC-DELHI AIRPORT

CLIENT :
TFS



WW

HEAD OFFICE:-
 Anchorage, off Govandi Station Rd
 Near Amarnath Patil Ground, Govandi-(E)
 Mumbai 400 088
 TEL: +91 22 6740 7640.
 Email: studio@whitewaterdesign.in



NO FIXTURE ZONE

SELF ORDER KIOSKS #1

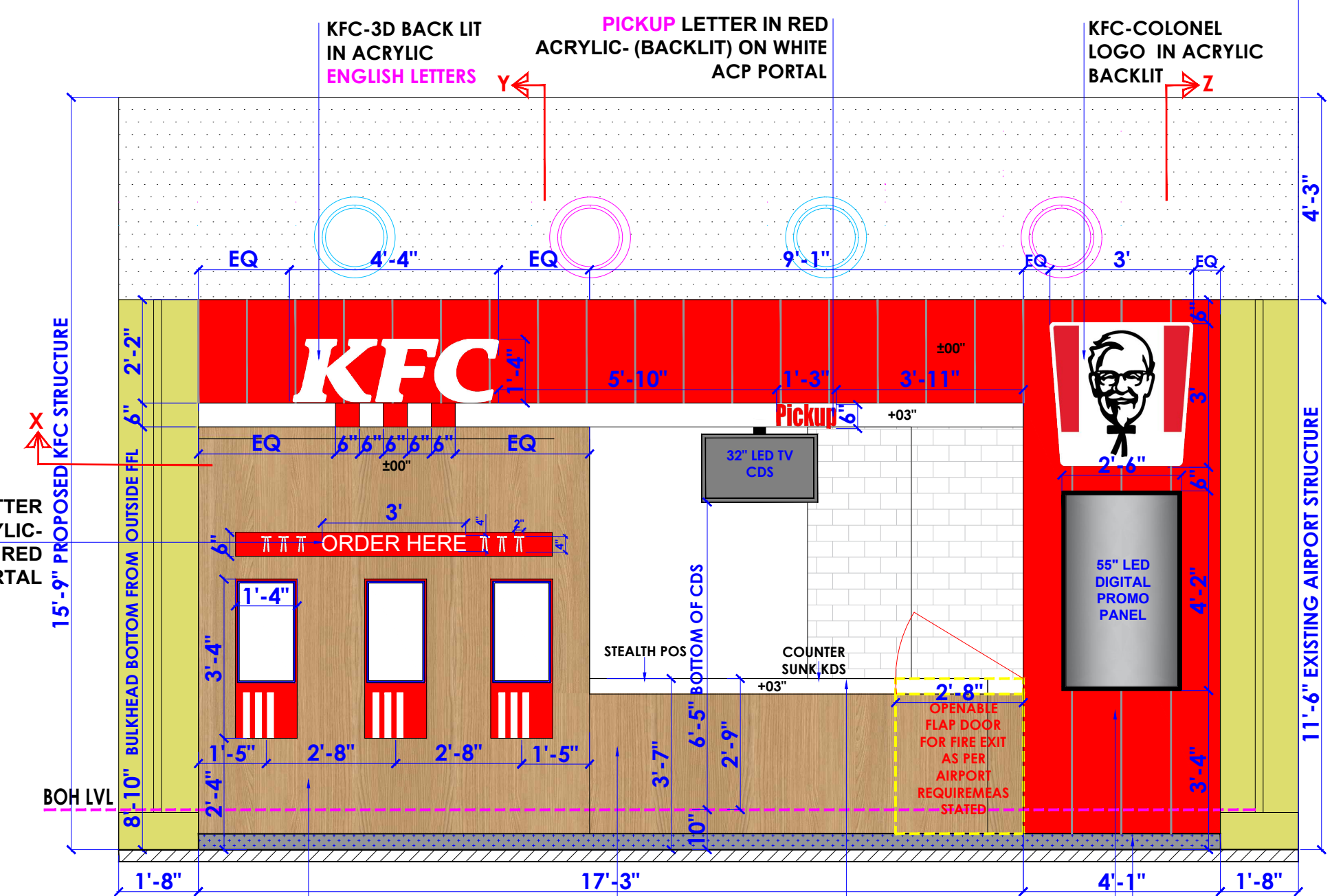
SELF ORDER KIOSKS #2

SELF ORDER KIOSKS #3

NO FIXTURE ZONE

LIGHTING LEGEND

NO.	DESCRIPTION	INDICATION	QTY
01	28 WATT ALNS- 30- 4'FT LED WALL MOUNTED LT- 6000K (FOR BOH AREA) ABOVE KFC STRUCTURE.(HT TO BE VERIFY AS PER SITE CONDITION)		04



WALL TO BE FINISHED WITH 1 MM THK LAMINATE - FORMICA 8844-WR AGED ASH FIXED ON 12 MM THK (FIRE RESISTANT PLY)

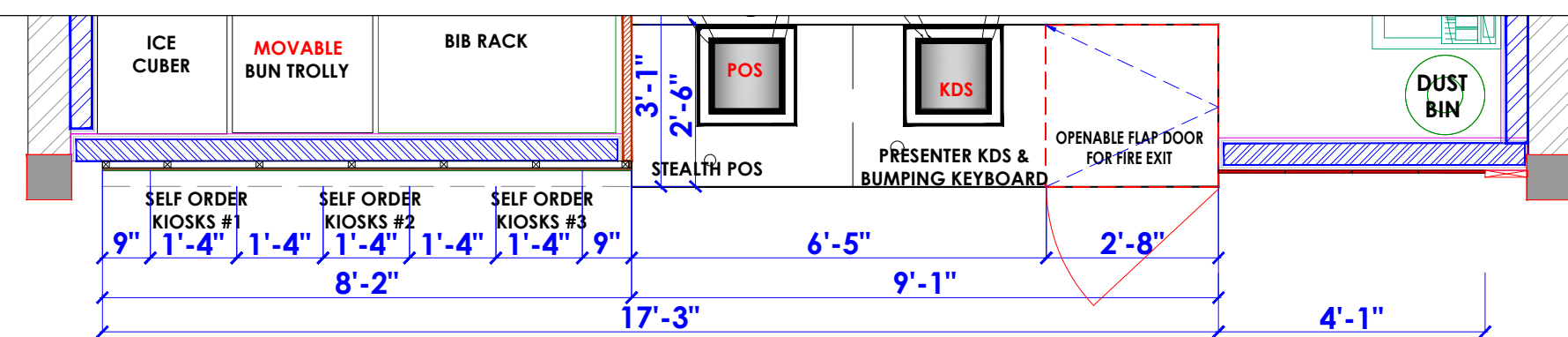
COUNTER FRONT TO BE FINISHED WITH 1 MM THK LAMINATE - FORMICA 8844-WR AGED ASH FIXED ON 12 MM THK (FIRE RESISTANT PLY)

COUNTER TOP & FACIA TO BE FINISHED WITH WHITE CORIAN

WALL TO BE FINISHED WITH RED DUCO PAINT WITH 4MM GROOVE

4" HIGH STEEL GREY GRANITE SKIRTING

FRONT FACADE



PLAN

- NOTES :**
- THE COPYRIGHT OF THIS DRAWING REMAINS WITH WHITE WATER DESIGN STUDIO AND IT MAY NOT BE REPRODUCED IN ANY WHICH MANNER WITHOUT PRIOR WRITTEN CONSENT.
 - FIGURED DIMENSIONS ARE TO BE USED IN PREFERENCES TO SCALED SIZES. ALL DIMENSIONS MUST BE CHECKED BEFORE COMMENCING WORK ON SITE.
 - THIS DRAWINGS TO BE READ IN CONJUNCTION WITH ALL OTHER RELEVANT DRAWINGS.
 - ALL PROPOSED WORKS TO BE CARRIED OUT IN ACCORDANCE WITH TECHNICAL SPECIFICATIONS AND SCHEDULES MENTIONED FOR INTERIOR WORKS.
 - READ THIS DRAWING IN CONJUNCTION WITH ALL CONSULTAAS STATED & SPECIALISTS' DRAWINGS, DETAILS, SCHEDULES & SPECIFICATIONS FOR :
 i. SPRINKLER INSTALLATION
 ii. AUTOMATIC FIRE DETECTION SYSTEMS
 iii. AIR CONDITIONING SYSTEM & DISTRIBUTION (HVAC)
 iv. EMERGENCY LIGHTING
 v. PRIMARY WIRING DESIGN & DISTRIBUTION
 - ALL WORK IS TO BE CARRIED OUT STRICTLY IN ACCORDANCE WITH IS STANDARDS (WHERE APPLICABLE) & BEST TRADE PRACTICES. ALL WORK MUST SATISFY THE REQUIREMEAS STATED OF THE LOCAL AUTHORITIES.
 - WHITE WATER DESIGN STUDIO TO APPROVE ALL CONTRACTORS' SETTINGS OUT & ALL CO-ORDINATION SHOP DRAWINGS PRIOR TO ALL MANUFACTURERS, CONTRACTORS, INSTALLERS & SPECIALISTS TO BE RESPONSIBLE FOR ENSURING THAT ALL OF THEIR COMMENCEMENT OF INSTALLATION
 - WORKS FULLY COMPLY WITH THE REQUIREMEAS STATED OF THE LOCAL AUTHORITIES & FIRE DEPARTMENT & THAT ALL SAFETY STANDARDS ARE MET THROUGHOUT.
 - ALL FIT-OUT CONTRACTORS & SPECIALISTS TO PREPARE FULL SHOP DRAWINGS WITH SPECIFIC REFERENCE TO SITE CONDITIONS FOR WHITE WATER DESIGN STUDIO APPROVAL PRIOR TO MANUFACTURE & INSTALLATION AS APPROPRIATE TO THEIR TASK.



AMMENDMEAS STATED :

S.NO.	REV.DATE	DESCRIPTION

DRAWING NO :

DRAWING TITLE :
FRONT FACADE

LOCATION :
DELHI AIRPORT

DATE : 25-09-2023
SCALE : AS STATED
DRN. BY : AMISHA
CHKD. BY : SHILPA

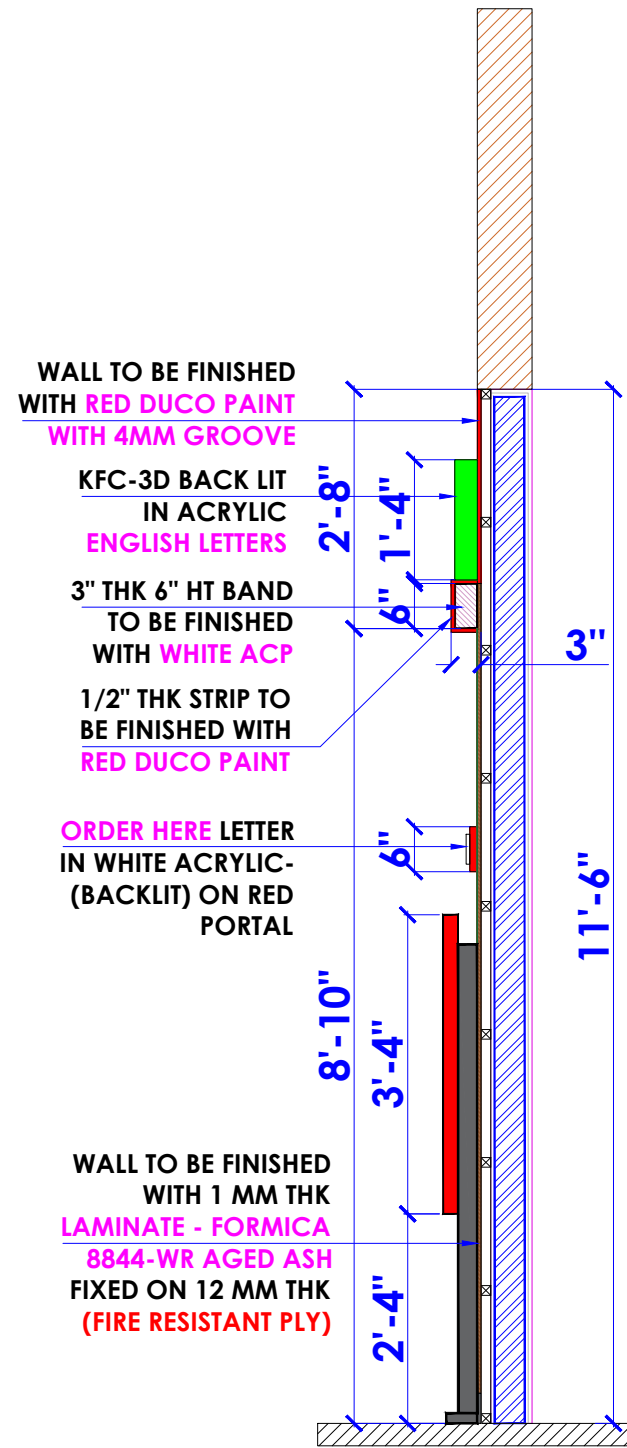
PROJECT :
KFC-DELHI AIRPORT

CLIENT :
TFS

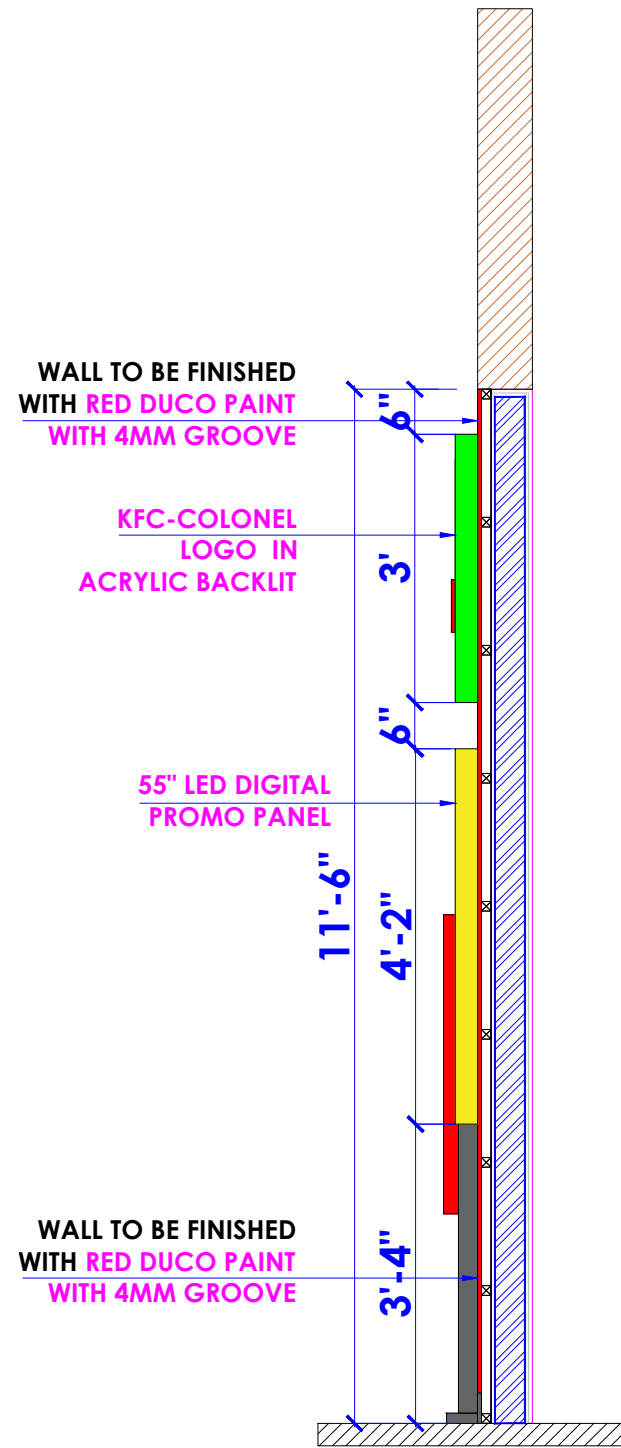
WHITE WATER DESIGN STUDIO

WW

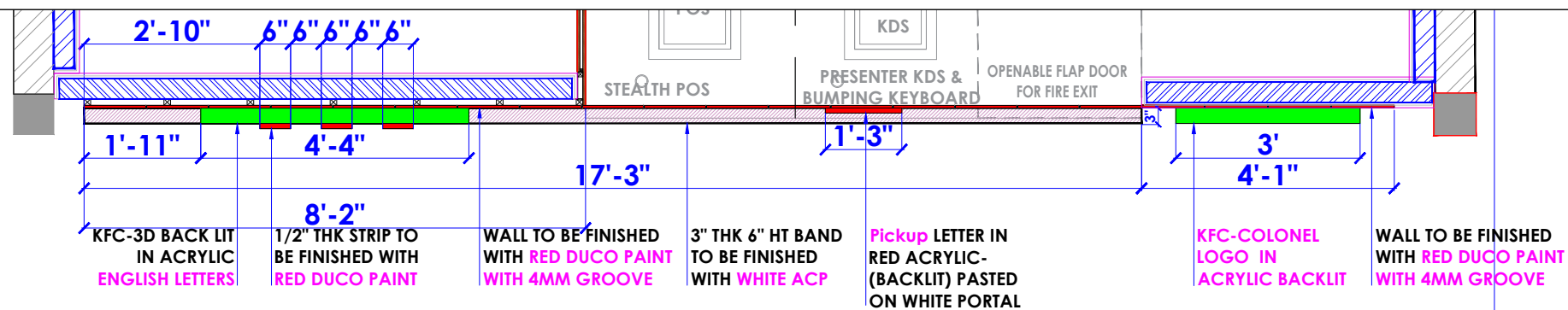
HEAD OFFICE:-
 Anchorage, off Govandi Station Rd
 Near Amarnath Patil Ground, Govandi-(E)
 Mumbai 400 088
 TEL: +91 22 6740 7640.
 Email: studio@whitewaterdesign.in



SECTION @ 'Y'



SECTION @ 'Z'



SECTIONAL PLAN @ 'X'

NOTES :

- THE COPYRIGHT OF THIS DRAWING REMAINS WITH WHITE WATER DESIGN STUDIO AND IT MAY NOT BE REPRODUCED IN ANY WHICH MANNER WITHOUT PRIOR WRITTEN CONSENT.
- FIGURED DIMENSIONS ARE TO BE USED IN PREFERENCES TO SCALED SIZES. ALL DIMENSIONS MUST BE CHECKED BEFORE COMMENCING WORK ON SITE.
 - THIS DRAWINGS TO BE READ IN CONJUNCTION WITH ALL OTHER RELEVANT DRAWINGS.
 - ALL PROPOSED WORKS TO BE CARRIED OUT IN ACCORDANCE WITH TECHNICAL SPECIFICATIONS AND SCHEDULES MENTIONED FOR INTERIOR WORKS.
 - READ THIS DRAWING IN CONJUNCTION WITH ALL CONSULTAAS STATED & SPECIALISTS' DRAWINGS, DETAILS, SCHEDULES & SPECIFICATIONS FOR :
 - SPRINKLER INSTALLATION
 - AUTOMATIC FIRE DETECTION SYSTEMS
 - AIR CONDITIONING SYSTEM & DISTRIBUTION(HVAC)
 - EMERGENCY LIGHTING
 - PRIMARY WIRING DESIGN & DISTRIBUTION
 - ALL WORK IS TO BE CARRIED OUT STRICTLY IN ACCORDANCE WITH IS STANDARDS (WHERE APPLICABLE) & BEST TRADE PRACTICES. ALL WORK MUST SATISFY THE REQUIREMEAS STATED OF THE LOCAL AUTHORITIES.
 - WHITE WATER DESIGN STUDIO TO APPROVE ALL CONTRACTORS' SETTINGS OUT & ALL CO-ORDINATION SHOP DRAWINGS PRIOR TO ALL MANUFACTURERS, CONTRACTORS, INSTALLERS & SPECIALISTS TO BE RESPONSIBLE FOR ENSURING THAT ALL OF THEIR COMMENCEMENT OF INSTALLATION
 - WORKS FULLY COMPLY WITH THE REQUIREMEAS STATED OF THE LOCAL AUTHORITIES & FIRE DEPARTMENT & THAT ALL SAFETY STANDARDS ARE MET THROUGHOUT.
 - ALL FIT-OUT CONTRACTORS & SPECIALISTS TO PREPARE FULL SHOP DRAWINGS WITH SPECIFIC REFERENCE TO SITE CONDITIONS FOR WHITE WATER DESIGN STUDIO APPROVAL PRIOR TO MANUFACTURE & INSTALLATION AS APPROPRIATE TO THEIR TASK.

KEY PLAN :



AMMENDMEAS STATED :

S.NO.	REV.DATE	DESCRIPTION

DRAWING NO :

DRAWING TITLE :

FACADE DETAIL SECTION

LOCATION :

DELHI AIRPORT

DATE : 25-09-2023
 SCALE : AS STATED
 DRN. BY : AMISHA
 CHKD. BY : SHILPA

PROJECT :

KFC-DELHI AIRPORT

CLIENT :

TFS

WHITE WATER DESIGN STUDIO



HEAD OFFICE:-
 Anchorage, off Govandi Station Rd
 Near Amarnath Patil Ground, Govandi-(E)
 Mumbai 400 088
 TEL: +91 22 6740 7640.
 Email: studio@whitewaterdesign.in



VIEW -2



VIEW -3



VIEW -1

NOTES :

- THE COPYRIGHT OF THIS DRAWING REMAINS WITH WHITE WATER DESIGN STUDIO AND IT MAY NOT BE REPRODUCED IN ANY WHICH MANNER WITHOUT PRIOR WRITTEN CONSENT.
1. FIGURED DIMENSIONS ARE TO BE USED IN PREFERENCES TO SCALED SIZES. ALL DIMENSIONS MUST BE CHECKED BEFORE COMMENCING WORK ON SITE.
 2. THIS DRAWINGS TO BE READ IN CONJUNCTION WITH ALL OTHER RELEVANT DRAWINGS.
 3. ALL PROPOSED WORKS TO BE CARRIED OUT IN ACCORDANCE WITH TECHNICAL SPECIFICATIONS AND SCHEDULES MENTIONED FOR INTERIOR WORKS.
 4. READ THIS DRAWING IN CONJUNCTION WITH ALL CONSULTAAS STATED & SPECIALISTS' DRAWINGS, DETAILS, SCHEDULES & SPECIFICATIONS FOR :
 i. SPRINKLER INSTALLATION
 ii. AUTOMATIC FIRE DETECTION SYSTEMS
 iii. AIR CONDITIONING SYSTEM & DISTRIBUTION (HVAC)
 iv. EMERGENCY LIGHTING
 v. PRIMARY WIRING DESIGN & DISTRIBUTION
 5. ALL WORK IS TO BE CARRIED OUT STRICTLY IN ACCORDANCE WITH IS STANDARDS (WHERE APPLICABLE) & BEST TRADE PRACTICES. ALL WORK MUST SATISFY THE REQUIREMEAS STATED OF THE LOCAL AUTHORITIES.
 6. WHITE WATER DESIGN STUDIO TO APPROVE ALL CONTRACTORS' SETTINGS OUT & ALL CO-ORDINATION SHOP DRAWINGS PRIOR TO ALL MANUFACTURERS, CONTRACTORS, INSTALLERS & SPECIALISTS TO BE RESPONSIBLE FOR ENSURING THAT ALL OF THEIR COMMENCEMENT OF INSTALLATION
 7. WORKS FULLY COMPLY WITH THE REQUIREMEAS STATED OF THE LOCAL AUTHORITIES & FIRE DEPARTMENT & THAT ALL SAFETY STANDARDS ARE MET THROUGHOUT.
 8. ALL FIT-OUT CONTRACTORS & SPECIALISTS TO PREPARE FULL SHOP DRAWINGS WITH SPECIFIC REFERENCE TO SITE CONDITIONS FOR WHITE WATER DESIGN STUDIO APPROVAL PRIOR TO MANUFACTURE & INSTALLATION AS APPROPRIATE TO THEIR TASK.

KEY PLAN :



AMMENDMEAS STATED :

S.NO.	REV.DATE	DESCRIPTION

DRAWING NO :

DRAWING TITLE :

FACADE 3D VIEW

LOCATION :

DELHI AIRPORT

DATE : 25-09-2023
 SCALE : AS STATED
 DRN. BY : AMISHA
 CHKD. BY : SHILPA

PROJECT :

KFC-DELHI AIRPORT

CLIENT :

TFS

WHITE WATER
 DESIGN STUDIO



HEAD OFFICE:-
 Anchorage, off Govandi Station Rd
 Near Amarnath Patil Ground, Govandi-(E)
 Mumbai 400 088
 TEL: +91 22 6740 7640.
 Email: studio@whitewaterdesign.in

INTERNAL GRAPHIC DETAILS



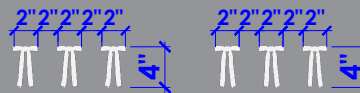
Pickup LETTERS IN RED
ACRYLIC- (BACKLIT)
PASTED ON WHITE ACP
PORTAL



ALA-CART-MENU-
1 NOS.




Order Here LETTERS IN
WHITE ACRYLIC- (BACKLIT)
PASTED ON RED PORTAL



BOW TIE IN WHITE
ACRYLIC-
(BACKLIT) PASTED
ON RED PORTAL

FACADE ELEVATION



**MANDATORY
SIGNAGE**

FRAMES FOR
RESTAURANT LICENSES



**LICENSES
DISPLAY**

**LOCATION TO BE DECIDED
AS PER SITE CONDITION**

NOTES :
THE COPYRIGHT OF THIS DRAWING REMAINS WITH WHITE WATER DESIGN STUDIO AND IT MAY NOT BE REPRODUCED IN ANY WHICH MANNER WITHOUT PRIOR WRITTEN CONSENT.

- FIGURED DIMENSIONS ARE TO BE USED IN PREFERENCES TO SCALED SIZES. ALL DIMENSIONS MUST BE CHECKED BEFORE COMMENCING WORK ON SITE.
- THIS DRAWINGS TO BE READ IN CONJUNCTION WITH ALL OTHER RELEVANT DRAWINGS.
- ALL PROPOSED WORKS TO BE CARRIED OUT IN ACCORDANCE WITH TECHNICAL SPECIFICATIONS AND SCHEDULES MENTIONED FOR INTERIOR WORKS.
- ALL WORK IS TO BE CARRIED OUT STRICTLY IN ACCORDANCE WITH ISI STANDARDS (WHERE APPLICABLE) & BEST TRADE PRACTICES ALL WORK MUST SATISFY THE REQUIREMEAS STATED OF THE LOCAL AUTHORITIES.
- WHITE WATER DESIGN STUDIO TO APPROVE ALL CONTRACTORS' SETTINGS OUT & ALL CO-ORDINATION SHOP DRAWINGS PRIOR TO ALL MANUFACTURERS, CONTRACTORS, INSTALLERS & SPECIALISTS TO BE RESPONSIBLE FOR ENSURING THAT ALL OF THEIR COMMENCEMENT OF INSTALLATION
- WORKS FULLY COMPLY WITH THE REQUIREMEAS STATED OF THE LOCAL AUTHORITIES & FIRE DEPARTMENT & THAT ALL SAFETY STANDARDS ARE MET THROUGHOUT.
- ALL FIT-OUT CONTRACTORS & SPECIALISTS TO PREPARE FULL SHOP DRAWINGS WITH SPECIFIC REFERENCE TO SITE CONDITIONS FOR WHITE WATER DESIGN STUDIO APPROVAL PRIOR TO MANUFACTURE & INSTALLATION AS APPROPRIATE TO THEIR TASK.

KEY PLAN :



AMMENDMEAS STATED :

SNO.	REV. DATE	DESCRIPTION

DRAWING TITLE:
INTERNAL GRAPHIC

DRAWING NO :

DATE : 30.11.2023
SCALE : AS STATED
DRN. BY : PRATIKSHA
CHKD. BY : SHILPA

LOCATION:
DELHI AIRPORT

PROJECT:
KFC-DELHI AIRPORT

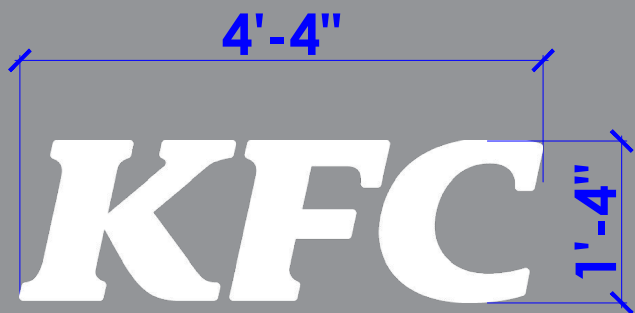
CLIENT:
TFS

**WHITEWATER
DESIGN STUDIO**




HEAD OFFICE:-
Anchorage, off Govandi Station Rd.
Near Amarnath Patil Ground, Govandi-(E)
Mumbai 400 088
TEL: +91 22 6740 7640.
Email: studio@whitewaterdesign.in

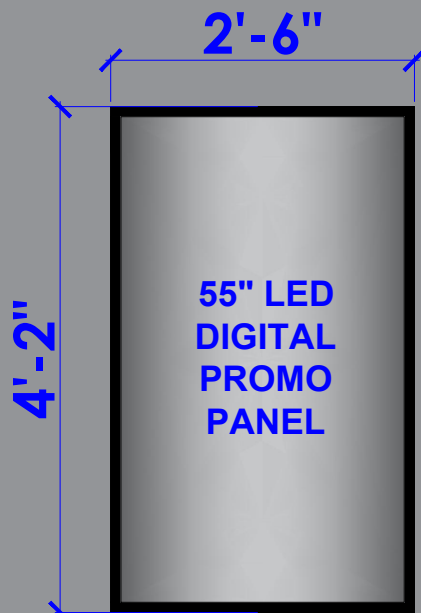
EXTERNAL GRAPHIC DETAILS



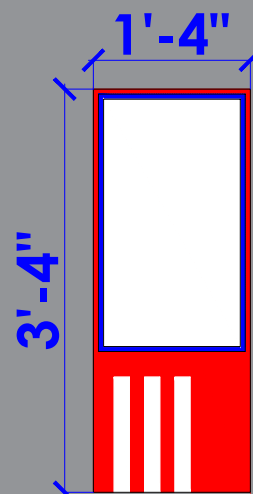
**KFC-3D BACK LIT ACRYLIC
ENGLISH LETTERS
1 NOS. FOR FRONT FACADE**



**COLONEL BUCKET LOGO -
BACKLIT- WITHOUT KFC LETTER
1 NOS. FOR FRONT FACADE**



**55" LED DIGITAL
PROMO PANEL
01 NOS.**



**SOK (SELF
ORDER KIOSK)
: 03 NOS.**

NOTES :
THE COPYRIGHT OF THIS DRAWING REMAINS WITH WHITE WATER DESIGN STUDIO AND IT MAY NOT BE REPRODUCED IN ANY WHICH MANNER WITHOUT PRIOR WRITTEN CONSENT.

- FIGURED DIMENSIONS ARE TO BE USED IN PREFERENCES TO SCALED SIZES. ALL DIMENSIONS MUST BE CHECKED BEFORE COMMENCING WORK ON SITE.
- THIS DRAWINGS TO BE READ IN CONJUNCTION WITH ALL OTHER RELEVANT DRAWINGS.
- ALL PROPOSED WORKS TO BE CARRIED OUT IN ACCORDANCE WITH TECHNICAL SPECIFICATIONS AND SCHEDULES MENTIONED FOR INTERIOR WORKS.
- ALL WORK IS TO BE CARRIED OUT STRICTLY IN ACCORDANCE WITH ISI STANDARDS (WHERE APPLICABLE) & BEST TRADE PRACTICES ALL WORK MUST SATISFY THE REQUIREMEAS STATED OF THE LOCAL AUTHORITIES.
- WHITE WATER DESIGN STUDIO TO APPROVE ALL CONTRACTORS' SETTINGS OUT & ALL CO-ORDINATION SHOP DRAWINGS PRIOR TO ALL MANUFACTURERS, CONTRACTORS, INSTALLERS & SPECIALISTS TO BE RESPONSIBLE FOR ENSURING THAT ALL OF THEIR COMMENCEMENT OF INSTALLATION THROUGHOUT.
- WORKS FULLY COMPLY WITH THE REQUIREMEAS STATED OF THE LOCAL AUTHORITIES & FIRE DEPARTMENT & THAT ALL SAFETY STANDARDS ARE MET THROUGHOUT.
- ALL FIT-OUT CONTRACTORS & SPECIALISTS TO PREPARE FULL SHOP DRAWINGS WITH SPECIFIC REFERENCE TO SITE CONDITIONS FOR WHITE WATER DESIGN STUDIO APPROVAL PRIOR TO MANUFACTURE & INSTALLATION AS APPROPRIATE TO THEIR TASK.

KEY PLAN :



AMMENDMEAS STATED :

SNO.	REV. DATE	DESCRIPTION

DRAWING TITLE:
EXTERNAL GRAPHIC

DRAWING NO :

DATE : 30.11.2023
SCALE : AS STATED
DRN. BY : PRATIKSHA
CHKD. BY : SHILPA

LOCATION:
DELHI AIRPORT

PROJECT:
KFC-DELHI AIRPORT

CLIENT:

TFS

**WHITEWATER
DESIGN STUDIO**



HEAD OFFICE:-
Anchorage, off Govandi Station Rd.
Near Amarnath Patil Ground, Govandi-(E)
Mumbai 400 088
TEL: +91 22 6740 7640.
Email: studio@whitewaterdesign.in

- NOTES :**
- THE COPYRIGHT OF THIS DRAWING REMAINS WITH WHITE WATER DESIGN STUDIO AND IT MAY NOT BE REPRODUCED IN ANY WHICH MANNER WITHOUT PRIOR WRITTEN CONSENT.
- FIGURED DIMENSIONS ARE TO BE USED IN PREFERENCES TO SCALED SIZES. ALL DIMENSIONS MUST BE CHECKED BEFORE COMMENCING WORK ON SITE.
 - THIS DRAWINGS TO BE READ IN CONJUNCTION WITH ALL OTHER RELEVANT DRAWINGS.
 - ALL PROPOSED WORKS TO BE CARRIED OUT IN ACCORDANCE WITH TECHNICAL SPECIFICATIONS AND SCHEDULES MENTIONED FOR INTERIOR WORKS.
 - READ THIS DRAWING IN CONJUNCTION WITH ALL CONSULTAAS STATED & SPECIALISTS' DRAWINGS, DETAILS, SCHEDULES & SPECIFICATIONS FOR :
 - SPRINKLER INSTALLATION
 - AUTOMATIC FIRE DETECTION SYSTEMS
 - AIR CONDITIONING SYSTEM & DISTRIBUTION (HVAC)
 - EMERGENCY LIGHTING
 - PRIMARY WIRING DESIGN & DISTRIBUTION
 - ALL WORK IS TO BE CARRIED OUT STRICTLY IN ACCORDANCE WITH IS STANDARDS (WHERE APPLICABLE) & BEST TRADE PRACTICES. ALL WORK MUST SATISFY THE REQUIREMEAS STATED OF THE LOCAL AUTHORITIES.
 - WHITE WATER DESIGN STUDIO TO APPROVE ALL CONTRACTORS' SETTINGS OUT & ALL CO-ORDINATION SHOP DRAWINGS PRIOR TO ALL MANUFACTURERS, CONTRACTORS, INSTALLERS & SPECIALISTS TO BE RESPONSIBLE FOR ENSURING THAT ALL OF THEIR COMMENCEMENT OF INSTALLATION.
 - WORKS FULLY COMPLY WITH THE REQUIREMEAS STATED OF THE LOCAL AUTHORITIES & FIRE DEPARTMENT & THAT ALL SAFETY STANDARDS ARE MET THROUGHOUT.
 - ALL FIT-OUT CONTRACTORS & SPECIALISTS TO PREPARE FULL SHOP DRAWINGS WITH SPECIFIC REFERENCE TO SITE CONDITIONS FOR WHITE WATER DESIGN STUDIO APPROVAL PRIOR TO MANUFACTURE & INSTALLATION AS APPROPRIATE TO THEIR TASK.



AMMENDMEAS STATED :

S.NO.	REV.DATE	DESCRIPTION

DRAWING NO :

DRAWING TITLE :
MANAGER TABLE DETAIL

LOCATION :
DELHI AIRPORT

DATE : 25-09-2023
SCALE : AS STATED
DRN. BY : AMISHA
CHKD. BY : SHILPA

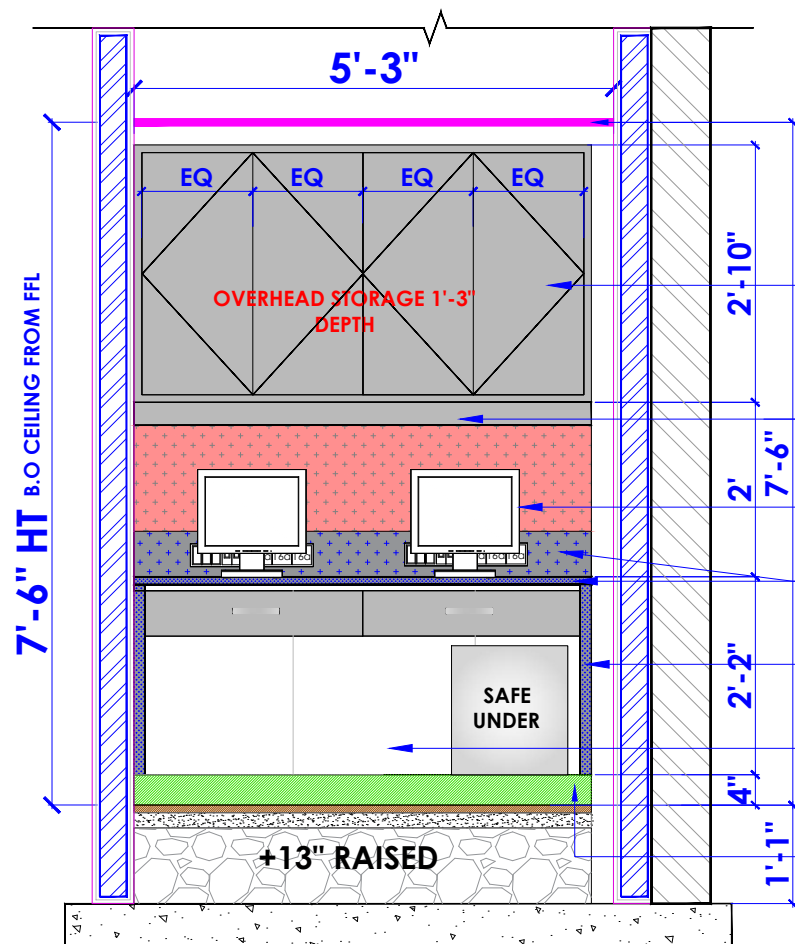
PROJECT :
KFC-DELHI AIRPORT

CLIENT :
TFS

WHITE WATER DESIGN STUDIO



HEAD OFFICE:-
 Anchorage, off Govandi Station Rd
 Near Amarnath Patil Ground, Govandi-(E)
 Mumbai 400 088
 TEL: +91 22 6740 7640.
 Email: studio@whitewaterdesign.in



GYPSUM CEILING @ 7'-6" HT FROM BOH FFL

19MM THK FIRE RESISTANT PLY FINISHED WITH F1 1525 (SF) GRAPHITE GREY EXTERNALLY AND INTERNALLY BY WHITE LAMINATE

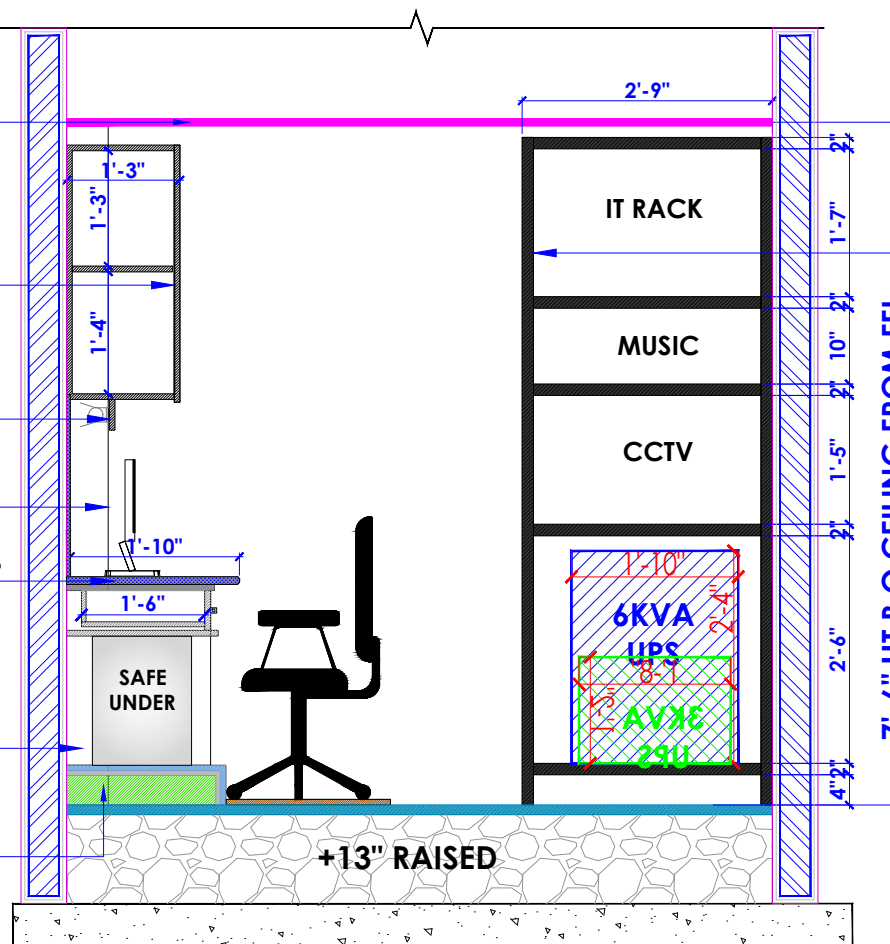
3" HIGH PELMET FINISHED WITH FINISHED WITH F1 1525 (SF) GRAPHITE GREY

PIN UP BOARD WITH RED CLOTH OVER 1/2" THK (FIRE RESISTANT PLY)

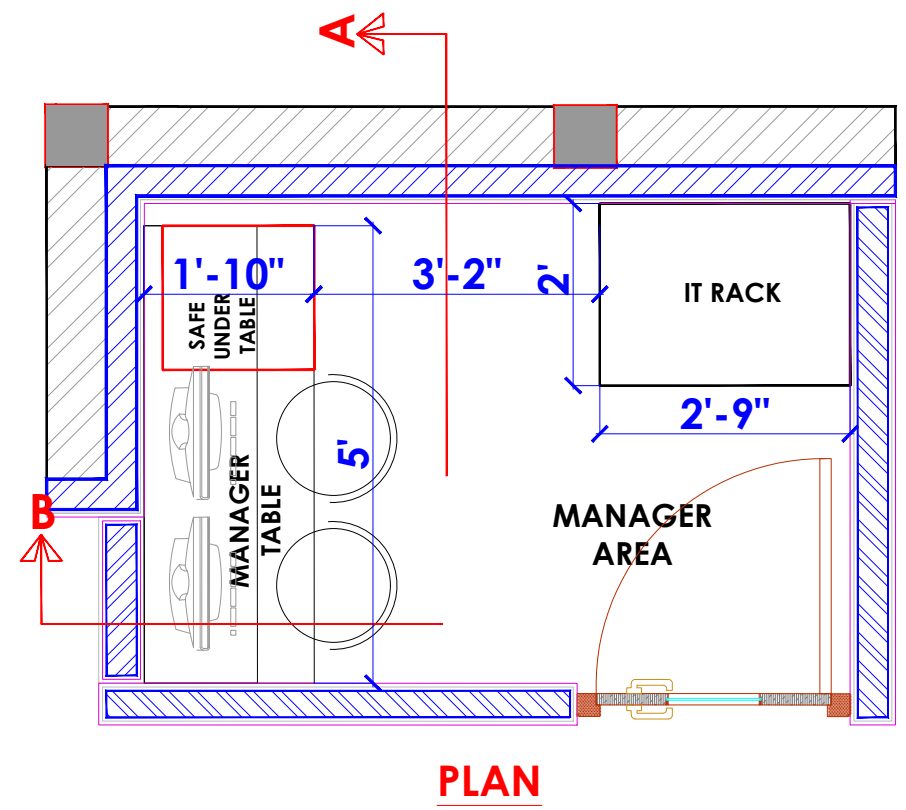
6" HT BAND & 3/4" THK GRANITE TOP (STEEL GREY) FIXED TO MARBLE BASE

DOUBLE GRANITE PARTITION FOR VERTICAL SUPPORT WALL TO BE FINISHED WITH MATT FINISH WHITE TILE (MAKE - KAJARIA - BLANCO NIEVE - 2'- W X 1'-H)

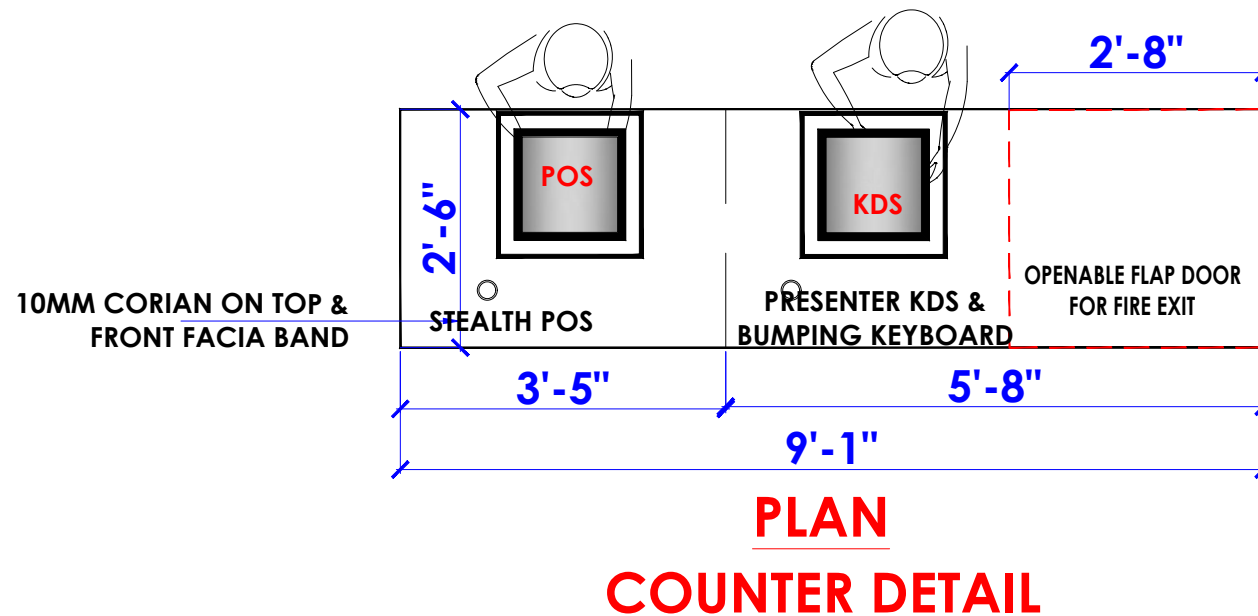
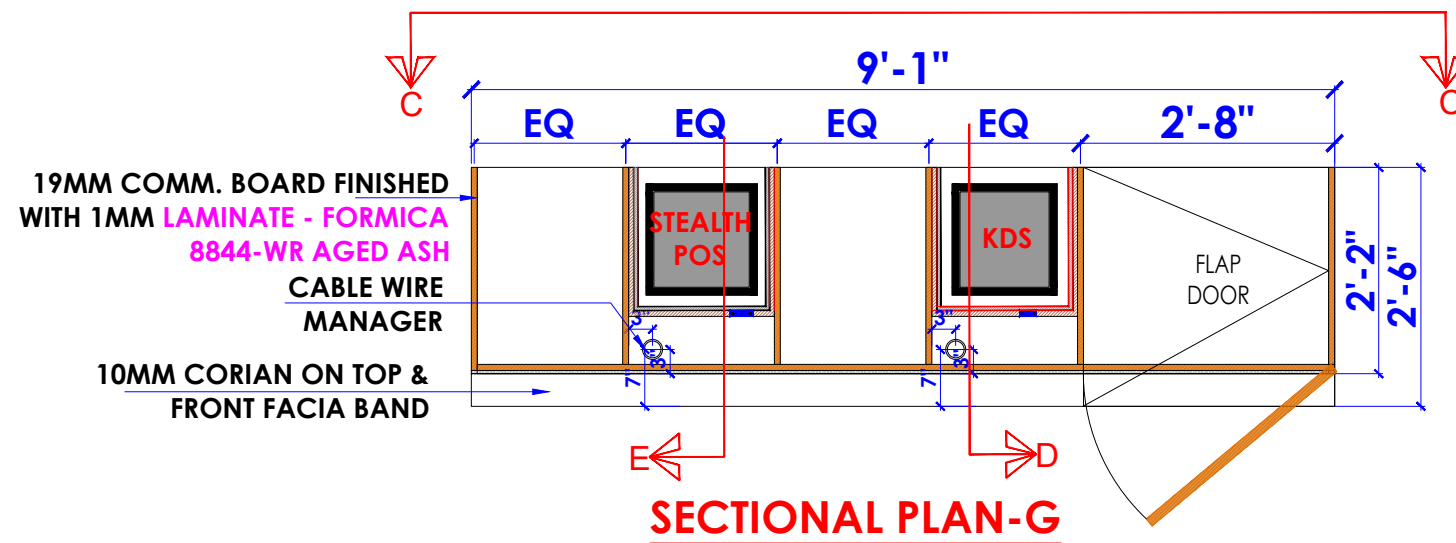
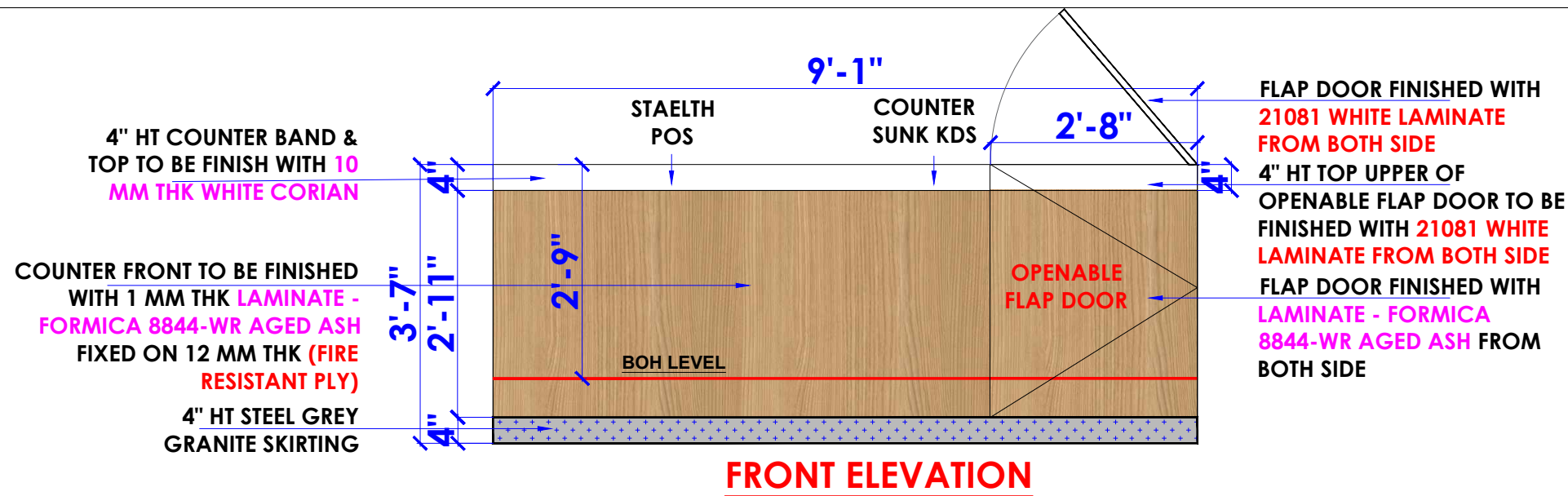
4" HT RED SIPOREX COBA PLATFORM FINISHED WITH KOTA TILE



35MMx35MM BLACK POWDER COATED M.S HOLLOW SECTION



MANAGER TABLE



- NOTES :**
- THE COPYRIGHT OF THIS DRAWING REMAINS WITH WHITE WATER DESIGN STUDIO AND IT MAY NOT BE REPRODUCED IN ANY WHICH MANNER WITHOUT PRIOR WRITTEN CONSENT.
- FIGURED DIMENSIONS ARE TO BE USED IN PREFERENCES TO SCALED SIZES. ALL DIMENSIONS MUST BE CHECKED BEFORE COMMENCING WORK ON SITE.
 - THIS DRAWINGS TO BE READ IN CONJUNCTION WITH ALL OTHER RELEVANT DRAWINGS.
 - ALL PROPOSED WORKS TO BE CARRIED OUT IN ACCORDANCE WITH TECHNICAL SPECIFICATIONS AND SCHEDULES MENTIONED FOR INTERIOR WORKS.
 - READ THIS DRAWING IN CONJUNCTION WITH ALL CONSULTAAS STATED & SPECIALISTS' DRAWINGS, DETAILS, SCHEDULES & SPECIFICATIONS FOR :
 - SPRINKLER INSTALLATION
 - AUTOMATIC FIRE DETECTION SYSTEMS
 - AIR CONDITIONING SYSTEM & DISTRIBUTION (HVAC)
 - EMERGENCY LIGHTING
 - PRIMARY WIRING DESIGN & DISTRIBUTION
 - ALL WORK IS TO BE CARRIED OUT STRICTLY IN ACCORDANCE WITH IS STANDARDS (WHERE APPLICABLE) & BEST TRADE PRACTICES. ALL WORK MUST SATISFY THE REQUIREMEAS STATED OF THE LOCAL AUTHORITIES.
 - WHITE WATER DESIGN STUDIO TO APPROVE ALL CONTRACTORS' SETTINGS OUT & ALL CO-ORDINATION SHOP DRAWINGS PRIOR TO ALL MANUFACTURERS, CONTRACTORS, INSTALLERS & SPECIALISTS TO BE RESPONSIBLE FOR ENSURING THAT ALL OF THEIR COMMENCEMENT OF INSTALLATION
 - WORKS FULLY COMPLY WITH THE REQUIREMEAS STATED OF THE LOCAL AUTHORITIES & FIRE DEPARTMENT & THAT ALL SAFETY STANDARDS ARE MET THROUGHOUT.
 - ALL FIT-OUT CONTRACTORS & SPECIALISTS TO PREPARE FULL SHOP DRAWINGS WITH SPECIFIC REFERENCE TO SITE CONDITIONS FOR WHITE WATER DESIGN STUDIO APPROVAL PRIOR TO MANUFACTURE & INSTALLATION AS APPROPRIATE TO THEIR TASK.



AMMENDMEAS STATED :

S.NO.	REV. DATE	DESCRIPTION

DRAWING NO :

DRAWING TITLE :
COUNTER DETAIL

LOCATION :
DELHI AIRPORT

DATE : 25-09-2023
SCALE : AS STATED
DRN. BY : AMISHA
CHKD. BY : SHILPA

PROJECT :
KFC-DELHI AIRPORT

CLIENT :
TFS

WHITE WATER DESIGN STUDIO

WW

HEAD OFFICE:-
 Anchorage, off Govandi Station Rd
 Near Amarnath Patil Ground, Govandi-(E)
 Mumbai 400 088
 TEL: +91 22 6740 7640.
 Email: studio@whitewaterdesign.in

- NOTES :**
- THE COPYRIGHT OF THIS DRAWING REMAINS WITH WHITE WATER DESIGN STUDIO AND IT MAY NOT BE REPRODUCED IN ANY WHICH MANNER WITHOUT PRIOR WRITTEN CONSENT.
 - FIGURED DIMENSIONS ARE TO BE USED IN PREFERENCE TO SCALED SIZES. ALL DIMENSIONS MUST BE CHECKED BEFORE COMMENCING WORK ON SITE.
 - THIS DRAWINGS TO BE READ IN CONJUNCTION WITH ALL OTHER RELEVANT DRAWINGS.
 - ALL PROPOSED WORKS TO BE CARRIED OUT IN ACCORDANCE WITH TECHNICAL SPECIFICATIONS AND SCHEDULES MENTIONED FOR INTERIOR WORKS.
 - READ THIS DRAWING IN CONJUNCTION WITH ALL CONSULTAAS STATED & SPECIALISTS' DRAWINGS, DETAILS, SCHEDULES & SPECIFICATIONS FOR :
 i. SPRINKLER INSTALLATION
 ii. AUTOMATIC FIRE DETECTION SYSTEMS
 iii. AIR CONDITIONING SYSTEM & DISTRIBUTION (HVAC)
 iv. EMERGENCY LIGHTING
 v. PRIMARY WIRING DESIGN & DISTRIBUTION
 - ALL WORK IS TO BE CARRIED OUT STRICTLY IN ACCORDANCE WITH IS STANDARDS (WHERE APPLICABLE) & BEST TRADE PRACTICES. ALL WORK MUST SATISFY THE REQUIREMEAS STATED OF THE LOCAL AUTHORITIES.
 - WHITE WATER DESIGN STUDIO TO APPROVE ALL CONTRACTORS' SETTINGS OUT & ALL CO-ORDINATION SHOP DRAWINGS PRIOR TO ALL MANUFACTURERS, CONTRACTORS, INSTALLERS & SPECIALISTS TO BE RESPONSIBLE FOR ENSURING THAT ALL OF THEIR COMMENCEMENT OF INSTALLATION
 - WORKS FULLY COMPLY WITH THE REQUIREMEAS STATED OF THE LOCAL AUTHORITIES & FIRE DEPARTMENT & THAT ALL SAFETY STANDARDS ARE MET THROUGHOUT.
 - ALL FIT-OUT CONTRACTORS & SPECIALISTS TO PREPARE FULL SHOP DRAWINGS WITH SPECIFIC REFERENCE TO SITE CONDITIONS FOR WHITE WATER DESIGN STUDIO APPROVAL PRIOR TO MANUFACTURE & INSTALLATION AS APPROPRIATE TO THEIR TASK.



AMMENDMEAS STATED :

S.NO.	REV.DATE	DESCRIPTION

DRAWING NO :

DRAWING TITLE :
COUNTER DETAIL

LOCATION :
DELHI AIRPORT

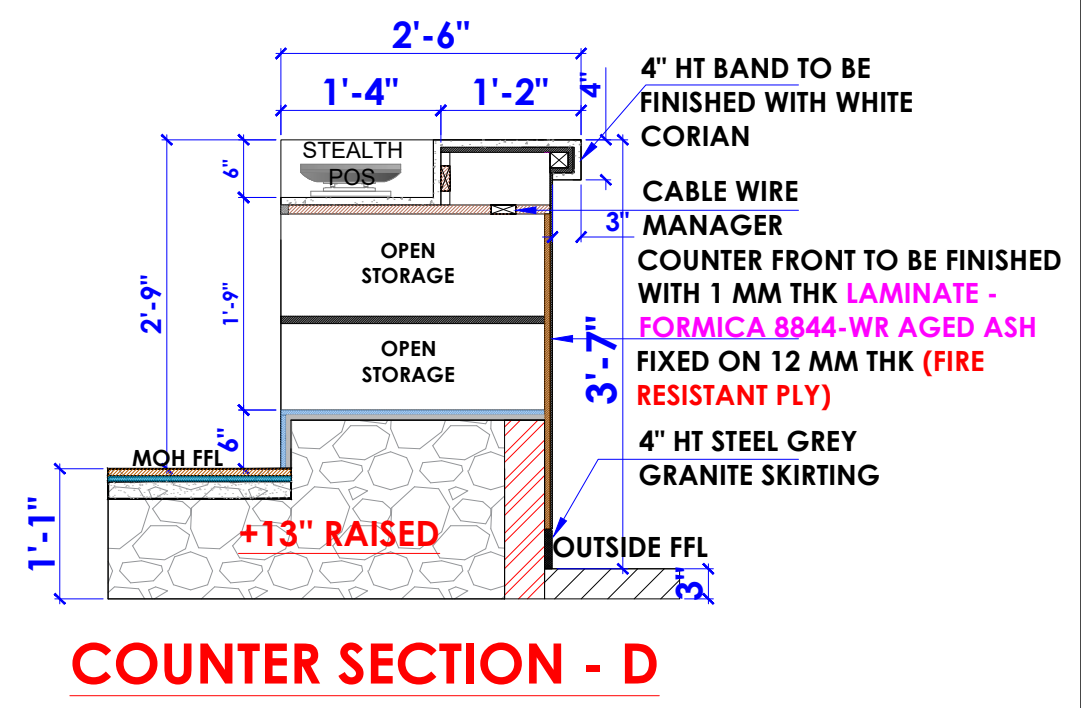
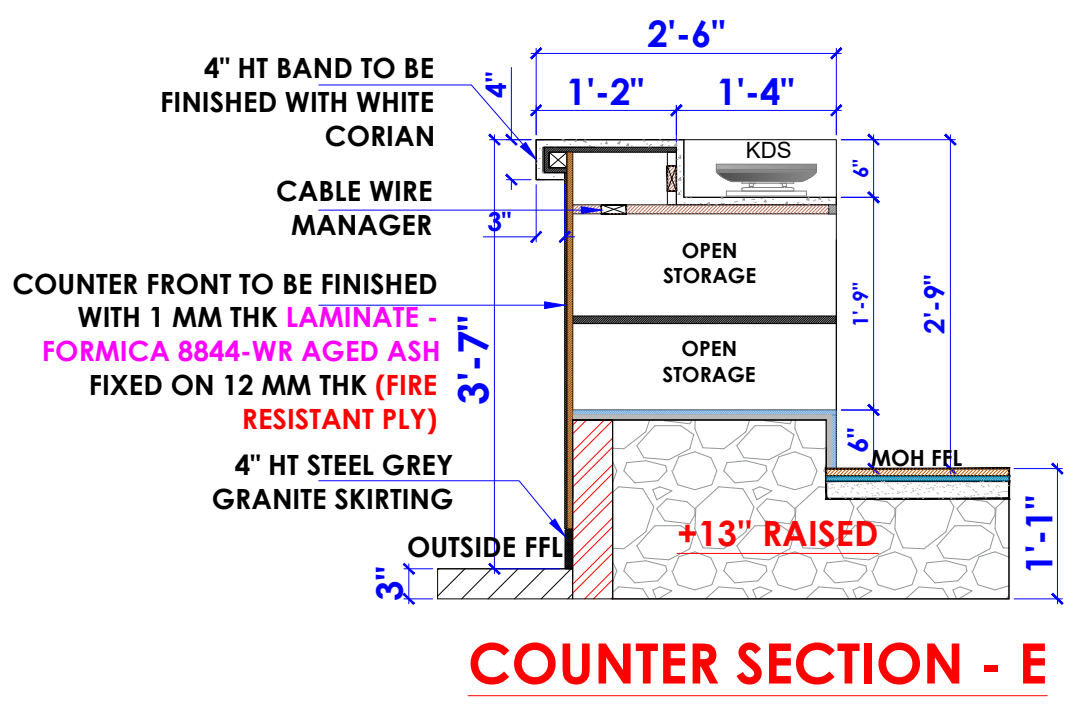
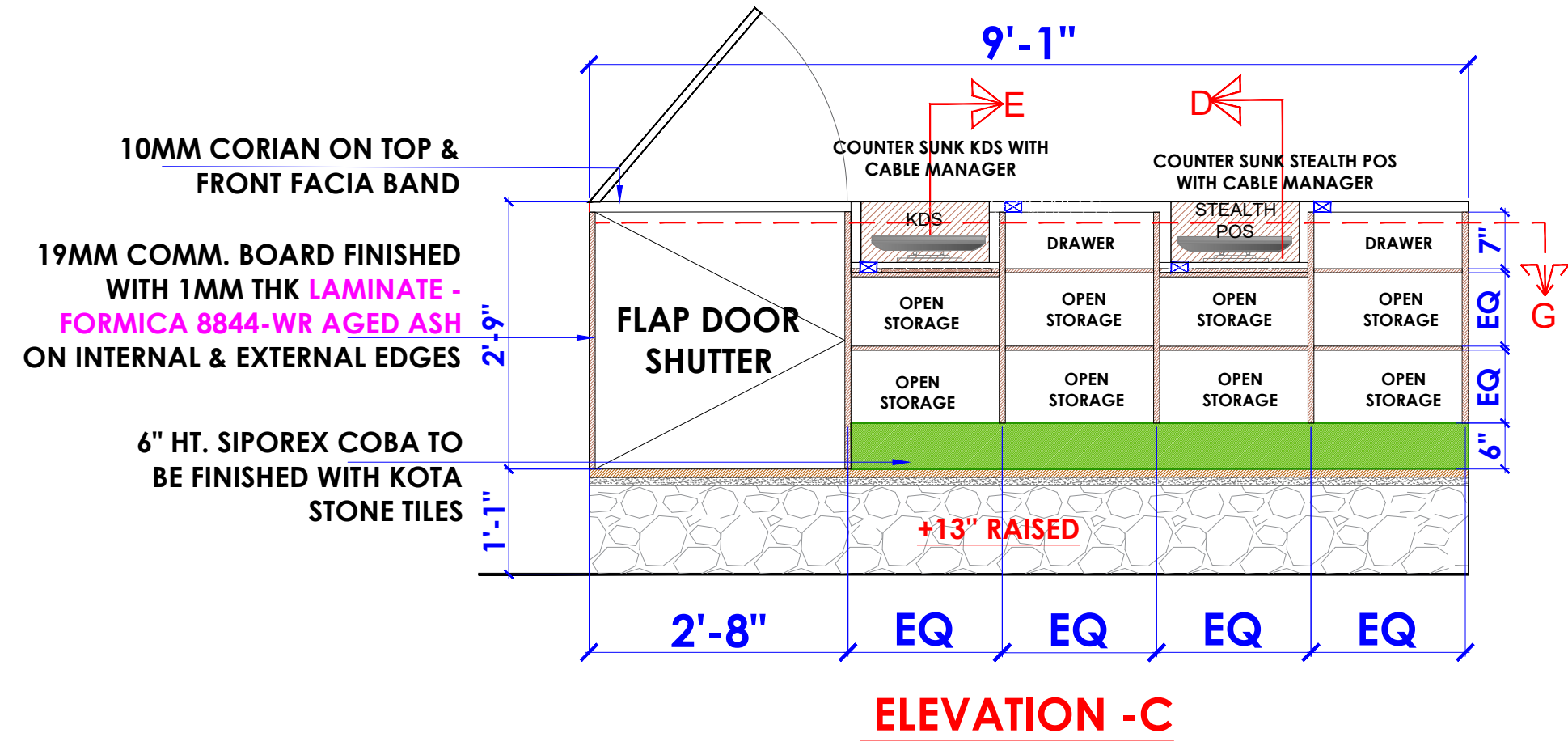
DATE : 25-09-2023
SCALE : AS STATED
DRN. BY : AMISHA
CHKD. BY : SHILPA

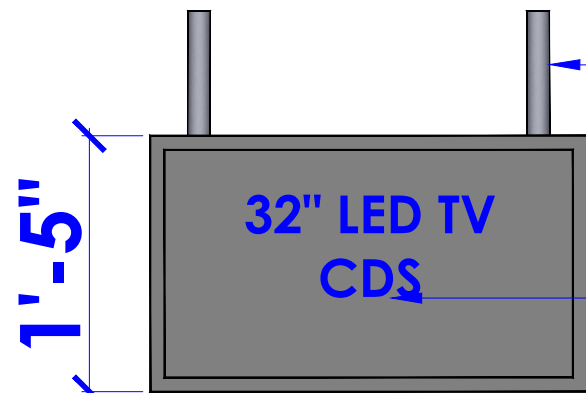
PROJECT :
KFC-DELHI AIRPORT

CLIENT :
TFS



HEAD OFFICE:-
 Anchorage, off Govandi Station Rd
 Near Amarnath Patil Ground, Govandi-(E)
 Mumbai 400 088
 TEL: +91 22 6740 7640.
 Email: studio@whitewaterdesign.in

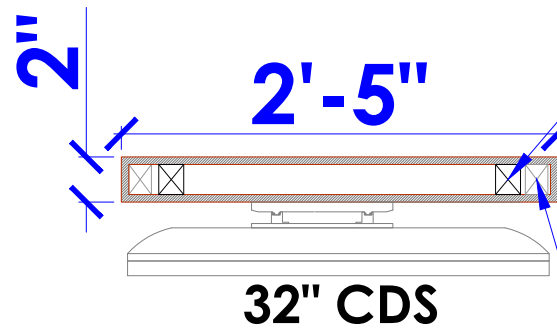




FRONT ELEVATION

30X30mm thk. M.S. SECTION FIXED ON M.S. BASE PLATE OF SIZE 2"X3" SUPPORTED FROM SLAB

1 No. 32" LED SCREEN FIXED OVER M.S. SECTION SUPPORT



SECTIONAL PLAN

30X30mm thk. M.S. SECTION FIXED ON M.S. BASE PLATE OF SIZE 2"X3" SUPPORTED FROM SLAB

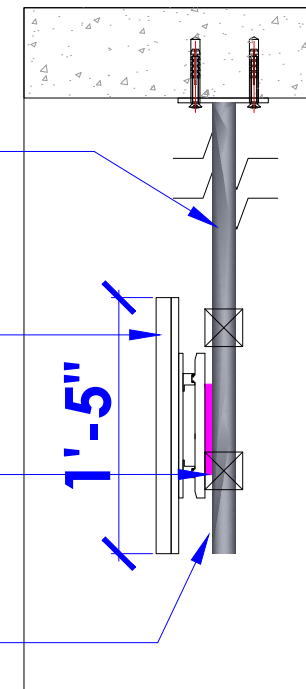
30X30mm thk. M.S. SECTION FIXED ON M.S. HORIZONTAL SUPPORT

30X30mm thk. M.S. SECTION FIXED ON M.S. BASE PLATE OF SIZE 2"X3" SUPPORTED FROM SLAB

32" LED

30X30mm thk. M.S. SECTION FIXED ON M.S. HORIZONTAL SUPPORT

6" HT TRUNK FOR ELECTRICAL SOCKET



NOTES :

- THE COPYRIGHT OF THIS DRAWING REMAINS WITH WHITE WATER DESIGN STUDIO AND IT MAY NOT BE REPRODUCED IN ANY WHICH MANNER WITHOUT PRIOR WRITTEN CONSENT.
- FIGURED DIMENSIONS ARE TO BE USED IN PREFERENCE TO SCALED SIZES. ALL DIMENSIONS MUST BE CHECKED BEFORE COMMENCING WORK ON SITE.
 - THIS DRAWINGS TO BE READ IN CONJUNCTION WITH ALL OTHER RELEVANT DRAWINGS.
 - ALL PROPOSED WORKS TO BE CARRIED OUT IN ACCORDANCE WITH TECHNICAL SPECIFICATIONS AND SCHEDULES MENTIONED FOR INTERIOR WORKS.
 - READ THIS DRAWING IN CONJUNCTION WITH ALL CONSULTAAS STATED & SPECIALISTS' DRAWINGS, DETAILS, SCHEDULES & SPECIFICATIONS FOR :
 i. SPRINKLER INSTALLATION
 ii. AUTOMATIC FIRE DETECTION SYSTEMS
 iii. AIR CONDITIONING SYSTEM & DISTRIBUTION (HVAC)
 iv. EMERGENCY LIGHTING
 v. PRIMARY WIRING DESIGN & DISTRIBUTION
 - ALL WORK IS TO BE CARRIED OUT STRICTLY IN ACCORDANCE WITH IS STANDARDS (WHERE APPLICABLE) & BEST TRADE PRACTICES. ALL WORK MUST SATISFY THE REQUIREMEAS STATED OF THE LOCAL AUTHORITIES.
 - WHITE WATER DESIGN STUDIO TO APPROVE ALL CONTRACTORS' SETTINGS OUT & ALL CO-ORDINATION SHOP DRAWINGS PRIOR TO ALL MANUFACTURERS, CONTRACTORS, INSTALLERS & SPECIALISTS TO BE RESPONSIBLE FOR ENSURING THAT ALL OF THEIR COMMENCEMENT OF INSTALLATION
 - WORKS FULLY COMPLY WITH THE REQUIREMEAS STATED OF THE LOCAL AUTHORITIES & FIRE DEPARTMENT & THAT ALL SAFETY STANDARDS ARE MET THROUGHOUT.
 - ALL FIT-OUT CONTRACTORS & SPECIALISTS TO PREPARE FULL SHOP DRAWINGS WITH SPECIFIC REFERENCE TO SITE CONDITIONS FOR WHITE WATER DESIGN STUDIO APPROVAL PRIOR TO MANUFACTURE & INSTALLATION AS APPROPRIATE TO THEIR TASK.

KEY PLAN :



AMMENDMEAS STATED :

S.NO.	REV.DATE	DESCRIPTION

DRAWING NO :

DRAWING TITLE :

CDS DETAIL

LOCATION :

DELHI AIRPORT

DATE : 25-09-2023
 SCALE : AS STATED
 DRN. BY : AMISHA
 CHKD. BY : SHILPA

PROJECT :

KFC-DELHI AIRPORT

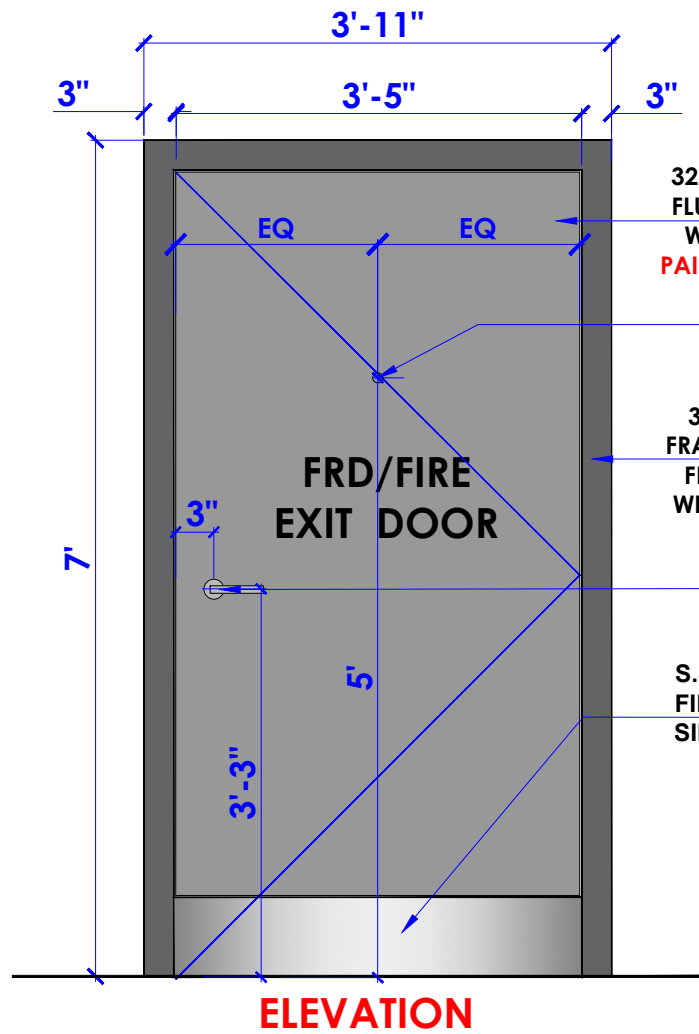
CLIENT :

TFS

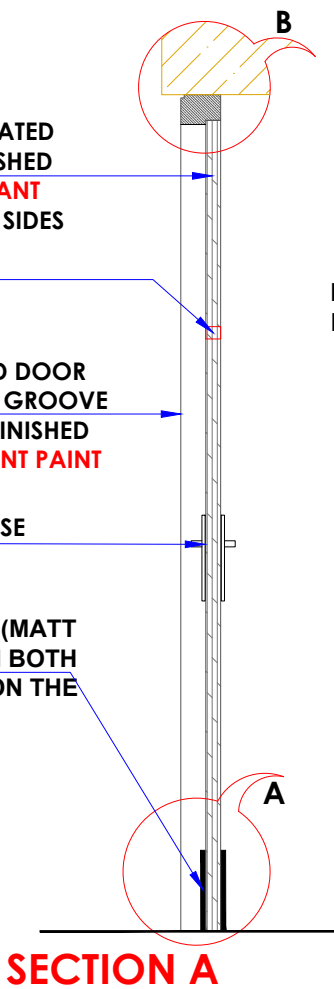
WHITE WATER DESIGN STUDIO



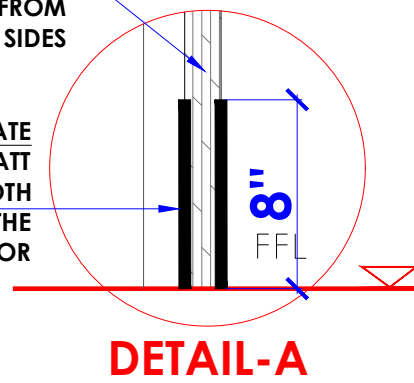
HEAD OFFICE:-
 Anchorage, off Govandi Station Rd
 Near Amarnath Patil Ground, Govandi-(E)
 Mumbai 400 088
 TEL: +91 22 6740 7640.
 Email: studio@whitewaterdesign.in



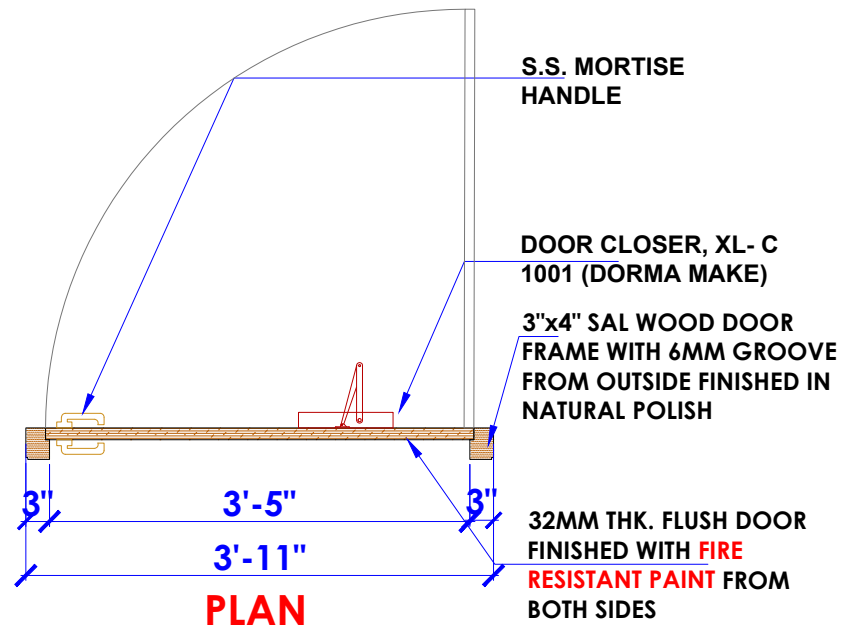
- 32MM THK. FIRE RATED FLUSH DOOR FINISHED WITH FIRE RESISTANT PAINT FROM BOTH SIDES
- EYE PEEK HOLE
- 3"x4" SAL WOOD DOOR FRAME WITH 6MM GROOVE FROM OUTSIDE FINISHED WITH FIRE RESISTANT PAINT
- S.S. MORTISE HANDLE
- S.S. KICK PLATE (MATT FINISHED) FROM BOTH SIDES PASTED ON THE DOOR



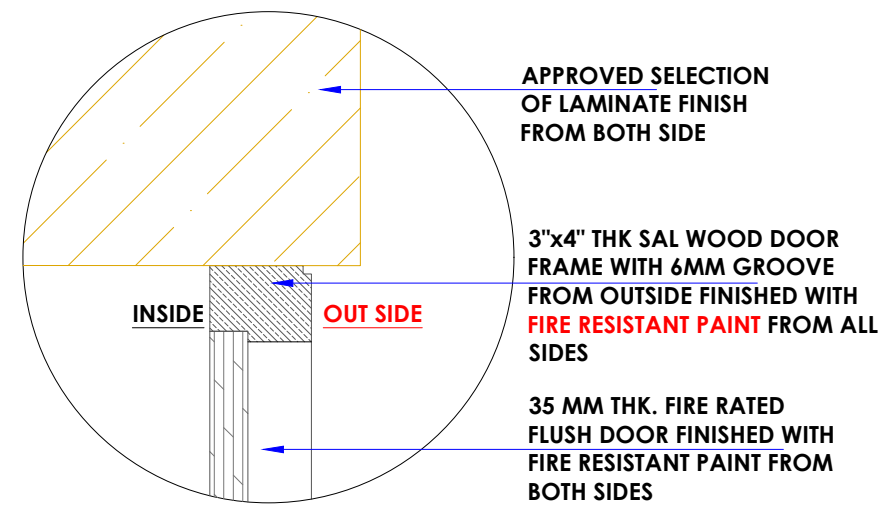
- DOOR SHUTTER 32MM THK. FIRE RATED FLUSH DOOR FINISHED WITH FIRE RESISTANT PAINT FROM BOTH SIDES
- KICK PLATE S.S. KICK PLATE (MATT FINISHED) FROM BOTH SIDES PASTED ON THE DOOR



NOTE :
 (1) FIRE RESISTANT HARDWARES TO BE USED
 (2) FIRE RESISTANT PAINT TO BE MATCHED WITH (FORMICA F1 1525 (SF) GRAPHITE GREY) LAMINATE



FRD/ SERVICE ENTRY/FIRE EXIT DOOR



- NOTES :**
- THE COPYRIGHT OF THIS DRAWING REMAINS WITH WHITE WATER DESIGN STUDIO AND IT MAY NOT BE REPRODUCED IN ANY WHICH MANNER WITHOUT PRIOR WRITTEN CONSENT.
 - FIGURED DIMENSIONS ARE TO BE USED IN PREFERENCE TO SCALED SIZES. ALL DIMENSIONS MUST BE CHECKED BEFORE COMMENCING WORK ON SITE.
 - THIS DRAWINGS TO BE READ IN CONJUNCTION WITH ALL OTHER RELEVANT DRAWINGS.
 - ALL PROPOSED WORKS TO BE CARRIED OUT IN ACCORDANCE WITH TECHNICAL SPECIFICATIONS AND SCHEDULES MENTIONED FOR INTERIOR WORKS.
 - READ THIS DRAWING IN CONJUNCTION WITH ALL CONSULTAAS STATED & SPECIALISTS' DRAWINGS, DETAILS, SCHEDULES & SPECIFICATIONS FOR :
 i. SPRINKLER INSTALLATION
 ii. AUTOMATIC FIRE DETECTION SYSTEMS
 iii. AIR CONDITIONING SYSTEM & DISTRIBUTION (HVAC)
 iv. EMERGENCY LIGHTING
 v. PRIMARY WIRING DESIGN & DISTRIBUTION
 - ALL WORK IS TO BE CARRIED OUT STRICTLY IN ACCORDANCE WITH IS STANDARDS (WHERE APPLICABLE) & BEST TRADE PRACTICES. ALL WORK MUST SATISFY THE REQUIREMEAS STATED OF THE LOCAL AUTHORITIES.
 - WHITE WATER DESIGN STUDIO TO APPROVE ALL CONTRACTORS' SETTINGS OUT & ALL CO-ORDINATION SHOP DRAWINGS PRIOR TO ALL MANUFACTURERS, CONTRACTORS, INSTALLERS & SPECIALISTS TO BE RESPONSIBLE FOR ENSURING THAT ALL OF THEIR COMMENCEMENT OF INSTALLATION
 - WORKS FULLY COMPLY WITH THE REQUIREMEAS STATED OF THE LOCAL AUTHORITIES & FIRE DEPARTMENT & THAT ALL SAFETY STANDARDS ARE MET THROUGHOUT.
 - ALL FIT-OUT CONTRACTORS & SPECIALISTS TO PREPARE FULL SHOP DRAWINGS WITH SPECIFIC REFERENCE TO SITE CONDITIONS FOR WHITE WATER DESIGN STUDIO APPROVAL PRIOR TO MANUFACTURE & INSTALLATION AS APPROPRIATE TO THEIR TASK.

KEY PLAN :

AMMENDMEAS STATED :

S.NO.	REV.DATE	DESCRIPTION

DRAWING NO :

DRAWING TITLE :
FRD/FIRE EXIT DOOR DETAIL

LOCATION :
DELHI AIRPORT

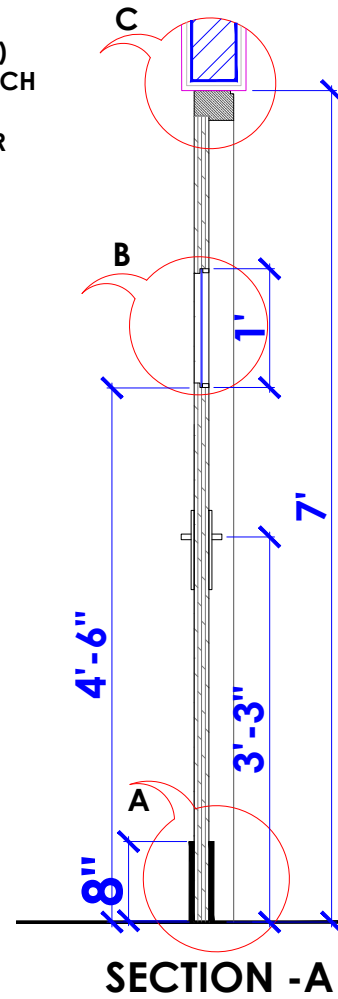
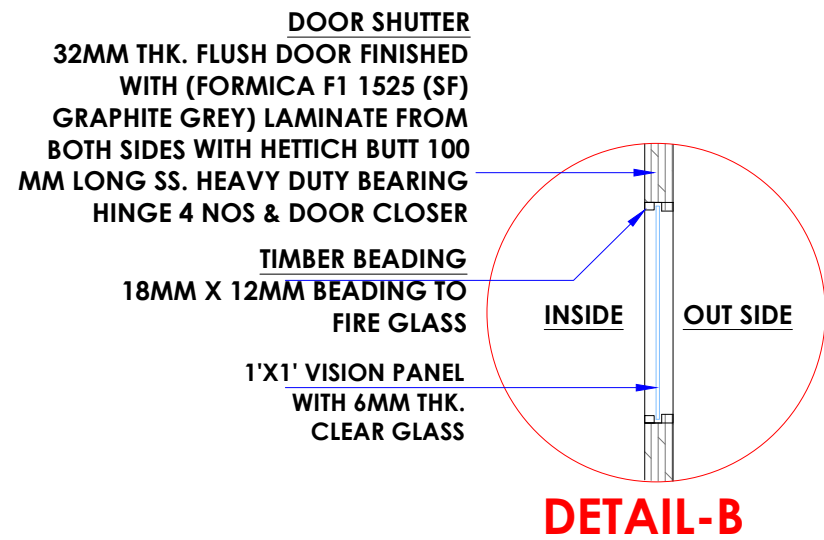
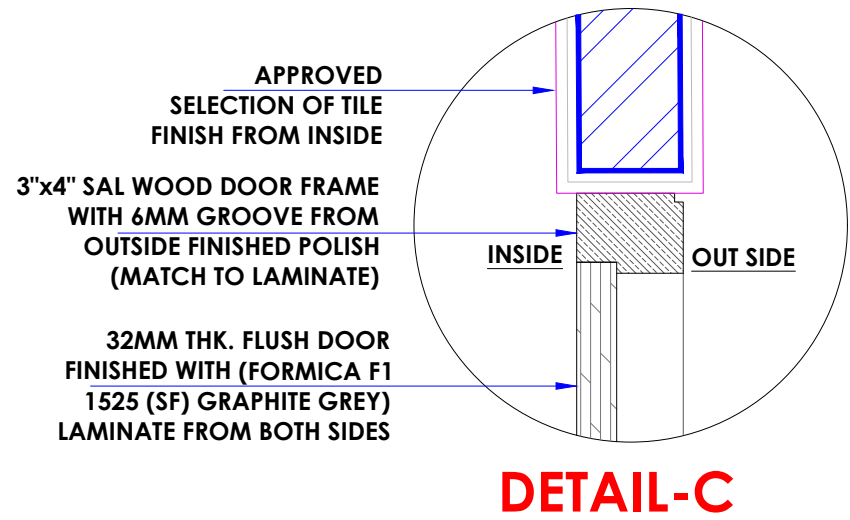
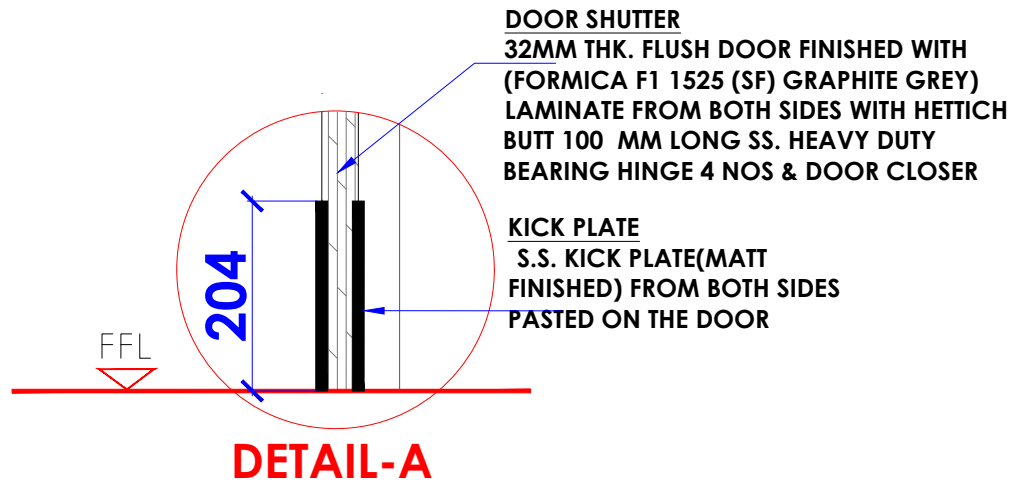
DATE : 25-09-2023
SCALE : AS STATED
DRN. BY : AMISHA
CHKD. BY : SHILPA

PROJECT :
KFC-DELHI AIRPORT

CLIENT :
TFS

WHITE WATER DESIGN STUDIO

HEAD OFFICE:-
 Anchorage, off Govandi Station Rd
 Near Amarnath Patil Ground, Govandi-(E)
 Mumbai 400 088
 TEL: +91 22 6740 7640.
 Email: studio@whitewaterdesign.in



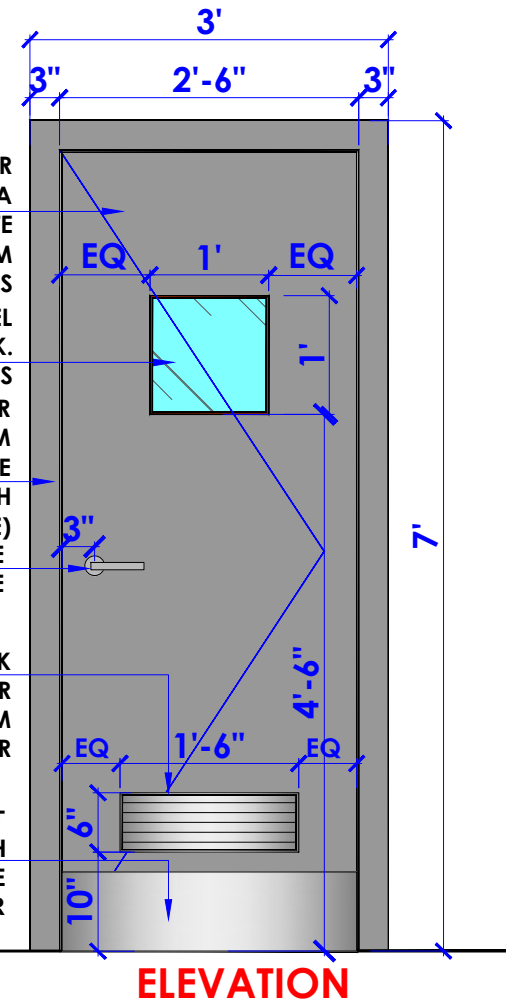
32MM THK. FLUSH DOOR FINISHED WITH (FORMICA F1 1525 (SF) GRAPHITE GREY) LAMINATE FROM BOTH SIDES

1'X1' VISION PANEL WITH 6MM THK. CLEAR GLASS

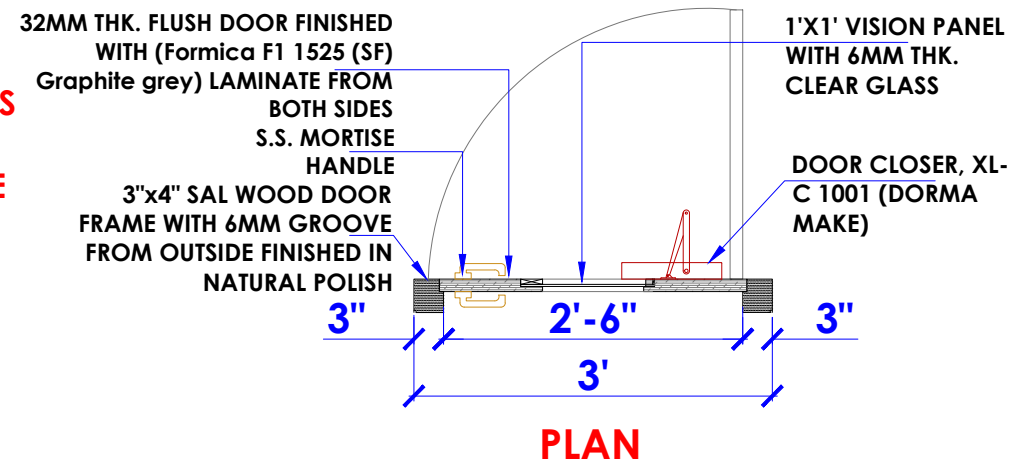
3"x4" SAL WOOD DOOR FRAME WITH 6MM GROOVE FROM OUTSIDE FINISHED POLISH (MATCH TO LAMINATE) S.S. MORTISE HANDLE

6" HT. ALUMINIUM BLACK COLOUR POWDER COATED GRILL AT BOTTOM OF DOOR

S.S. KICK PLATE (MATT FINISHED) FROM BOTH SIDES PASTED ON THE DOOR



NOTE :
(1) FIRE RESISTANT HARDWARES TO BE USED
(2) FIRE RESISTANT PAINT TO BE MATCHED WITH (FORMICA F1 1525 (SF) GRAPHITE GREY) LAMINATE



FRD/ DRY STORE DOOR

NOTES :

- THE COPYRIGHT OF THIS DRAWING REMAINS WITH WHITE WATER DESIGN STUDIO AND IT MAY NOT BE REPRODUCED IN ANY WHICH MANNER WITHOUT PRIOR WRITTEN CONSENT.
- FIGURED DIMENSIONS ARE TO BE USED IN PREFERENCES TO SCALED SIZES. ALL DIMENSIONS MUST BE CHECKED BEFORE COMMENCING WORK ON SITE.
 - THIS DRAWINGS TO BE READ IN CONJUNCTION WITH ALL OTHER RELEVANT DRAWINGS.
 - ALL PROPOSED WORKS TO BE CARRIED OUT IN ACCORDANCE WITH TECHNICAL SPECIFICATIONS AND SCHEDULES MENTIONED FOR INTERIOR WORKS.
 - READ THIS DRAWING IN CONJUNCTION WITH ALL CONSULTAAS STATED & SPECIALISTS' DRAWINGS, DETAILS, SCHEDULES & SPECIFICATIONS FOR :
i. SPRINKLER INSTALLATION
ii. AUTOMATIC FIRE DETECTION SYSTEMS
iii. AIR CONDITIONING SYSTEM & DISTRIBUTION (HVAC)
iv. EMERGENCY LIGHTING
v. PRIMARY WIRING DESIGN & DISTRIBUTION
 - ALL WORK IS TO BE CARRIED OUT STRICTLY IN ACCORDANCE WITH IS STANDARDS (WHERE APPLICABLE) & BEST TRADE PRACTICES. ALL WORK MUST SATISFY THE REQUIREMEAS STATED OF THE LOCAL AUTHORITIES.
 - WHITE WATER DESIGN STUDIO TO APPROVE ALL CONTRACTORS' SETTINGS OUT & ALL CO-ORDINATION SHOP DRAWINGS PRIOR TO ALL MANUFACTURERS, CONTRACTORS, INSTALLERS & SPECIALISTS TO BE RESPONSIBLE FOR ENSURING THAT ALL OF THEIR COMMENCEMENT OF INSTALLATION
 - WORKS FULLY COMPLY WITH THE REQUIREMEAS STATED OF THE LOCAL AUTHORITIES & FIRE DEPARTMENT & THAT ALL SAFETY STANDARDS ARE MET THROUGHOUT.
 - ALL FIT-OUT CONTRACTORS & SPECIALISTS TO PREPARE FULL SHOP DRAWINGS WITH SPECIFIC REFERENCE TO SITE CONDITIONS FOR WHITE WATER DESIGN STUDIO APPROVAL PRIOR TO MANUFACTURE & INSTALLATION AS APPROPRIATE TO THEIR TASK.

KEY PLAN :



AMMENDMEAS STATED :

S.NO.	REV.DATE	DESCRIPTION

DRAWING NO :

DRAWING TITLE :
FRD/DRY STORE DOOR DETAIL

LOCATION :
DELHI AIRPORT

DATE : 25-09-2023
SCALE : AS STATED
DRN. BY : AMISHA
CHKD. BY : SHILPA

PROJECT :
KFC-DELHI AIRPORT

CLIENT :
TFS

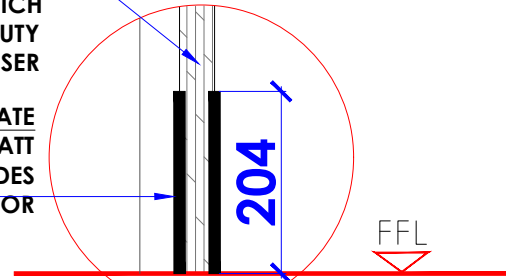
WHITE WATER DESIGN STUDIO



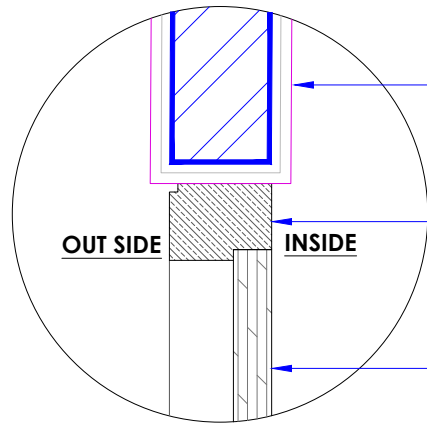
HEAD OFFICE:-
Anchorage, off Govandi Station Rd
Near Amarnath Patil Ground, Govandi-(E)
Mumbai 400 088
TEL: +91 22 6740 7640.
Email: studio@whitewaterdesign.in

DOOR SHUTTER
32MM THK. FLUSH DOOR FINISHED WITH (FORMICA F1 1525 (SF) GRAPHITE GREY) LAMINATE FROM BOTH SIDES WITH HETTICH BUTT 100 MM LONG SS. HEAVY DUTY BEARING HINGE 4 NOS & DOOR CLOSER

KICK PLATE
S.S. KICK PLATE(MATT FINISHED) FROM BOTH SIDES PASTED ON THE DOOR



DETAIL-A



DETAIL-C

APPROVED SELECTION OF TILE FINISH FROM INSIDE

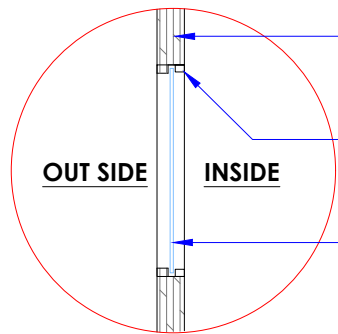
3"x4" SAL WOOD DOOR FRAME WITH 6MM GROOVE FROM OUTSIDE FINISHED POLISH (MATCH TO LAMINATE)

32MM THK. FLUSH DOOR FINISHED WITH (FORMICA F1 1525 (SF) GRAPHITE GREY) LAMINATE FROM BOTH SIDES

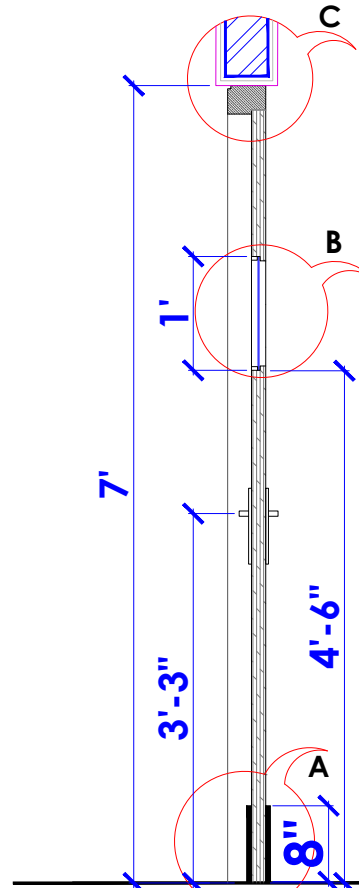
DOOR SHUTTER
32MM THK. FLUSH DOOR FINISHED WITH (FORMICA F1 1525 (SF) GRAPHITE GREY) LAMINATE FROM BOTH SIDES WITH HETTICH BUTT 100 MM LONG SS. HEAVY DUTY BEARING HINGE 4 NOS & DOOR CLOSER

TIMBER BEADING
18MM X 12MM BEADING TO FIRE GLASS

1'X1' VISION PANEL WITH 6MM THK. CLEAR GLASS



DETAIL-B



SECTION -A

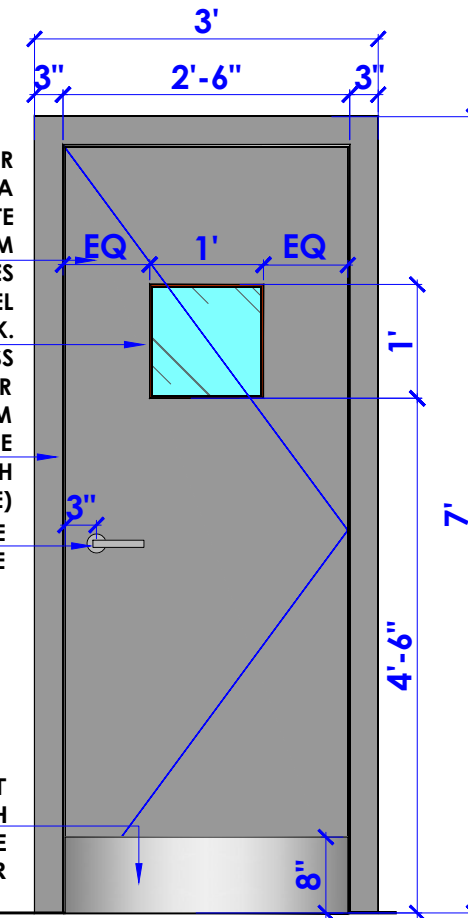
32MM THK. FLUSH DOOR FINISHED WITH (FORMICA F1 1525 (SF) GRAPHITE GREY) LAMINATE FROM BOTH SIDES

1'X1' VISION PANEL WITH 6MM THK. CLEAR GLASS

3"x4" SAL WOOD DOOR FRAME WITH 6MM GROOVE FROM OUTSIDE FINISHED POLISH (MATCH TO LAMINATE)

S.S. MORTISE HANDLE

S.S KICK PLATE (MATT FINISHED) FROM BOTH SIDES PASTED ON THE DOOR



ELEVATION

NOTE :
(1) FIRE RESISTANT HARDWARES TO BE USED
(2) FIRE RESISTANT PAINT TO BE MATCHED WITH (FORMICA F1 1525 (SF) GRAPHITE GREY) LAMINATE

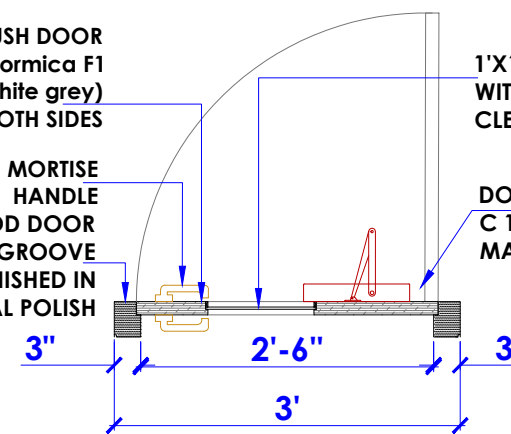
32MM THK. FLUSH DOOR FINISHED WITH (Formica F1 1525 (SF) Graphite grey) LAMINATE FROM BOTH SIDES

S.S. MORTISE HANDLE

3"x4" SAL WOOD DOOR FRAME WITH 6MM GROOVE FROM OUTSIDE FINISHED IN NATURAL POLISH

1'X1' VISION PANEL WITH 6MM THK. CLEAR GLASS

DOOR CLOSER, XL-C 1001 (DORMA MAKE)



PLAN

FRD/ MANAGER ROOM DOOR

NOTES :

THE COPYRIGHT OF THIS DRAWING REMAINS WITH WHITE WATER DESIGN STUDIO AND IT MAY NOT BE REPRODUCED IN ANY WHICH MANNER WITHOUT PRIOR WRITTEN CONSENT.

- FIGURED DIMENSIONS ARE TO BE USED IN PREFERENCE TO SCALED SIZES. ALL DIMENSIONS MUST BE CHECKED BEFORE COMMENCING WORK ON SITE.
- THIS DRAWINGS TO BE READ IN CONJUNCTION WITH ALL OTHER RELEVANT DRAWINGS.
- ALL PROPOSED WORKS TO BE CARRIED OUT IN ACCORDANCE WITH TECHNICAL SPECIFICATIONS AND SCHEDULES MENTIONED FOR INTERIOR WORKS.
- READ THIS DRAWING IN CONJUNCTION WITH ALL CONSULTAAS STATED & SPECIALISTS' DRAWINGS, DETAILS, SCHEDULES & SPECIFICATIONS FOR :
i. SPRINKLER INSTALLATION
ii. AUTOMATIC FIRE DETECTION SYSTEMS
iii. AIR CONDITIONING SYSTEM & DISTRIBUTION (HVAC)
iv. EMERGENCY LIGHTING
v. PRIMARY WIRING DESIGN & DISTRIBUTION
- ALL WORK IS TO BE CARRIED OUT STRICTLY IN ACCORDANCE WITH IS STANDARDS (WHERE APPLICABLE) & BEST TRADE PRACTICES. ALL WORK MUST SATISFY THE REQUIREMEAS STATED OF THE LOCAL AUTHORITIES.
- WHITE WATER DESIGN STUDIO TO APPROVE ALL CONTRACTORS' SETTINGS OUT & ALL CO-ORDINATION SHOP DRAWINGS PRIOR TO ALL MANUFACTURERS, CONTRACTORS, INSTALLERS & SPECIALISTS TO BE RESPONSIBLE FOR ENSURING THAT ALL OF THEIR COMMENCEMENT OF INSTALLATION
- WORKS FULLY COMPLY WITH THE REQUIREMEAS STATED OF THE LOCAL AUTHORITIES & FIRE DEPARTMENT & THAT ALL SAFETY STANDARDS ARE MET THROUGHOUT.
- ALL FIT-OUT CONTRACTORS & SPECIALISTS TO PREPARE FULL SHOP DRAWINGS WITH SPECIFIC REFERENCE TO SITE CONDITIONS FOR WHITE WATER DESIGN STUDIO APPROVAL PRIOR TO MANUFACTURE & INSTALLATION AS APPROPRIATE TO THEIR TASK.

KEY PLAN :



AMMENDMEAS STATED :

S.NO.	REV.DATE	DESCRIPTION

DRAWING NO :

DRAWING TITLE :

FRD/ MANAGER DOOR DETAIL

LOCATION :
DELHI AIRPORT

DATE : 25-09-2023
SCALE : AS STATED
DRN. BY : AMISHA
CHKD. BY : SHILPA

PROJECT :
KFC-DELHI AIRPORT


CLIENT :
TFS

WHITE WATER DESIGN STUDIO



HEAD OFFICE:-
Anchorage, off Govandi Station Rd
Near Amarnath Patil Ground, Govandi-(E)
Mumbai 400 088
TEL: +91 22 6740 7640.
Email: studio@whitewaterdesign.in

- NOTES :**
- THE COPYRIGHT OF THIS DRAWING REMAINS WITH WHITE WATER DESIGN STUDIO AND IT MAY NOT BE REPRODUCED IN ANY WHICH MANNER WITHOUT PRIOR WRITTEN CONSENT.
- FIGURED DIMENSIONS ARE TO BE USED IN PREFERENCES TO SCALED SIZES. ALL DIMENSIONS MUST BE CHECKED BEFORE COMMENCING WORK ON SITE.
 - THIS DRAWINGS TO BE READ IN CONJUNCTION WITH ALL OTHER RELEVANT DRAWINGS.
 - ALL PROPOSED WORKS TO BE CARRIED OUT IN ACCORDANCE WITH TECHNICAL SPECIFICATIONS AND SCHEDULES MENTIONED FOR INTERIOR WORKS.
 - READ THIS DRAWING IN CONJUNCTION WITH ALL CONSULTAAS STATED & SPECIALISTS' DRAWINGS, DETAILS, SCHEDULES & SPECIFICATIONS FOR :
 i. SPRINKLER INSTALLATION
 ii. AUTOMATIC FIRE DETECTION SYSTEMS
 iii. AIR CONDITIONING SYSTEM & DISTRIBUTION (HVAC)
 iv. EMERGENCY LIGHTING
 v. PRIMARY WIRING DESIGN & DISTRIBUTION
 - ALL WORK IS TO BE CARRIED OUT STRICTLY IN ACCORDANCE WITH IS STANDARDS (WHERE APPLICABLE) & BEST TRADE PRACTICES. ALL WORK MUST SATISFY THE REQUIREMEAS STATED OF THE LOCAL AUTHORITIE
 - WHITE WATER DESIGN STUDIO TO APPROVE ALL CONTRACTORS' SETTINGS OUT & ALL CO-ORDINATION SHOP DRAWINGS PRIOR TO ALL MANUFACTURERS, CONTRACTORS, INSTALLERS & SPECIALISTS TO BE RESPONSIBLE FOR ENSURING THAT ALL OF THEIR COMMENCEMENT OF INSTALLATION
 - WORKS FULLY COMPLY WITH THE REQUIREMEAS STATED OF THE LOCAL AUTHORITIES & FIRE DEPARTMENT & THAT ALL SAFETY STANDARDS ARE MET THROUGHOUT.
 - ALL FIT-OUT CONTRACTORS & SPECIALISTS TO PREPARE FULL SHOP DRAWINGS WITH SPECIFIC REFERENCE TO SITE CONDITIONS FOR WHITE WATER DESIGN STUDIO APPROVAL PRIOR TO MANUFACTURE & INSTALLATION AS APPROPRIATE TO THEIR TASK.



AMMENDMEAS STATED :

S.NO.	REV.DATE	DESCRIPTION

DRAWING NO :

DRAWING TITLE :
FRD/ SHAFT DOOR DETAIL

LOCATION :
DELHI AIRPORT

DATE : 25-09-2023
SCALE : AS STATED
DRN. BY : AMISHA
CHKD. BY : SHILPA

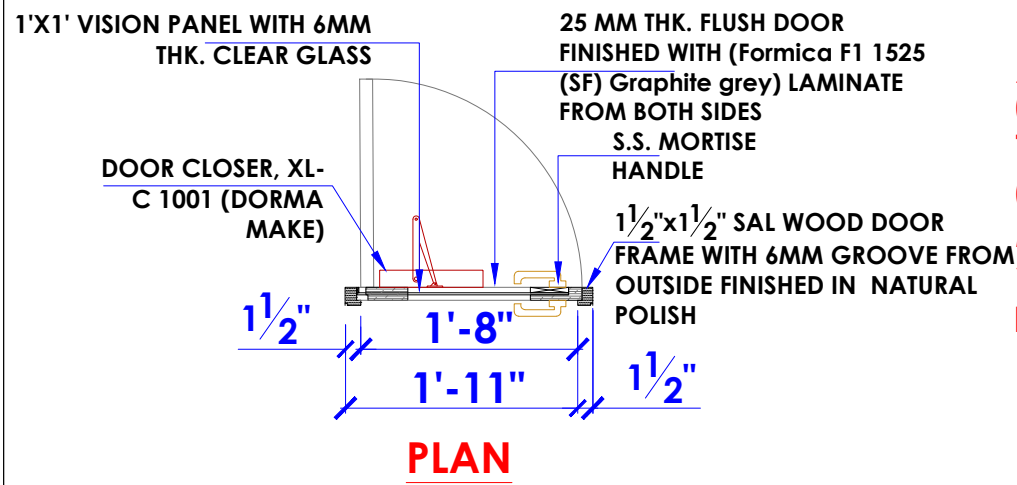
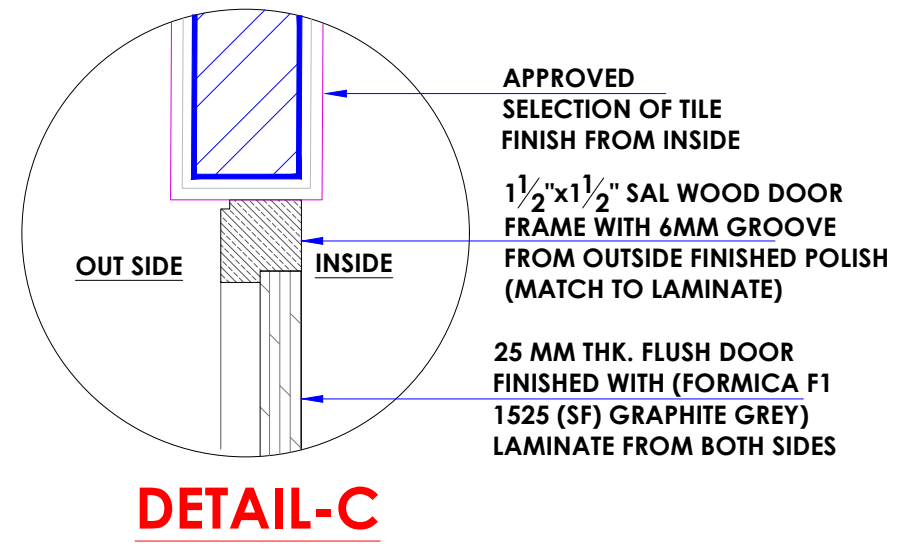
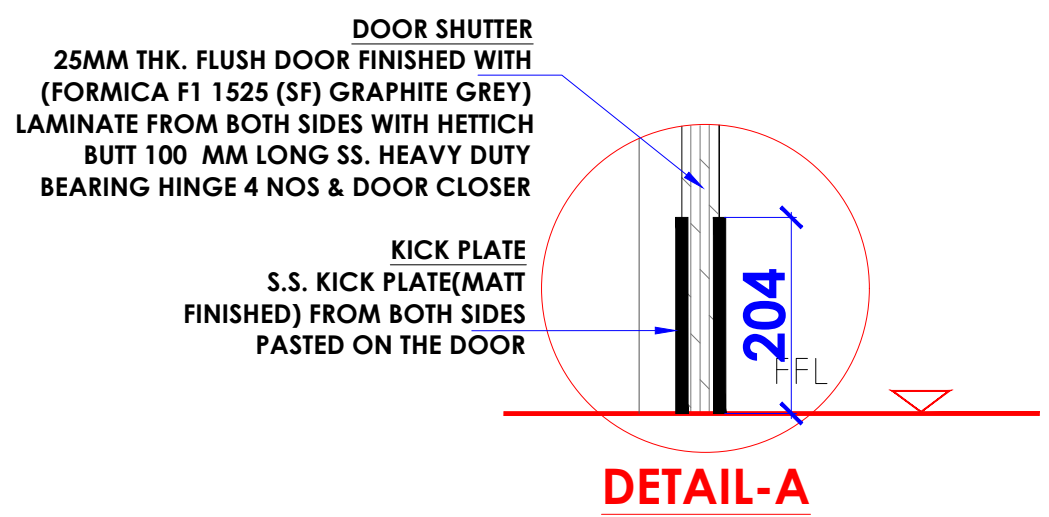
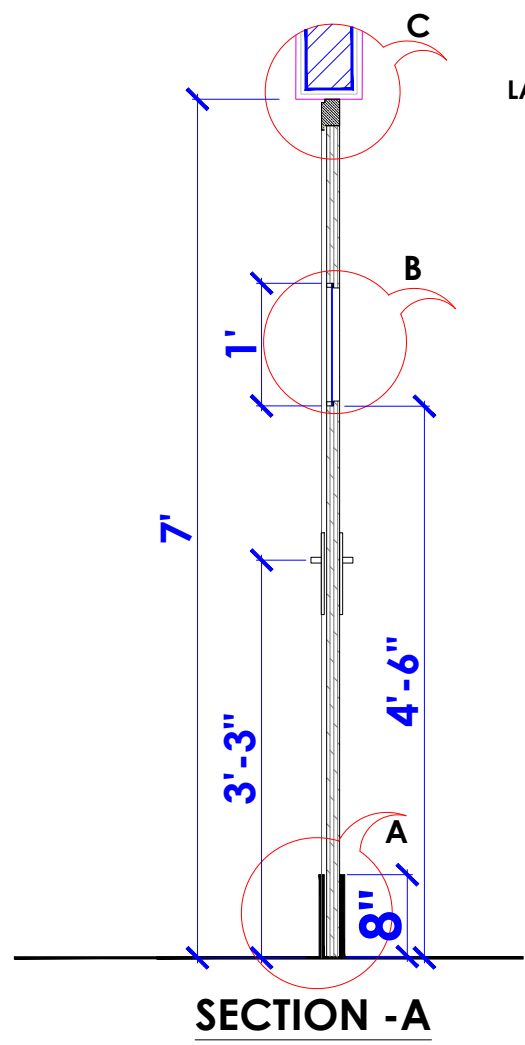
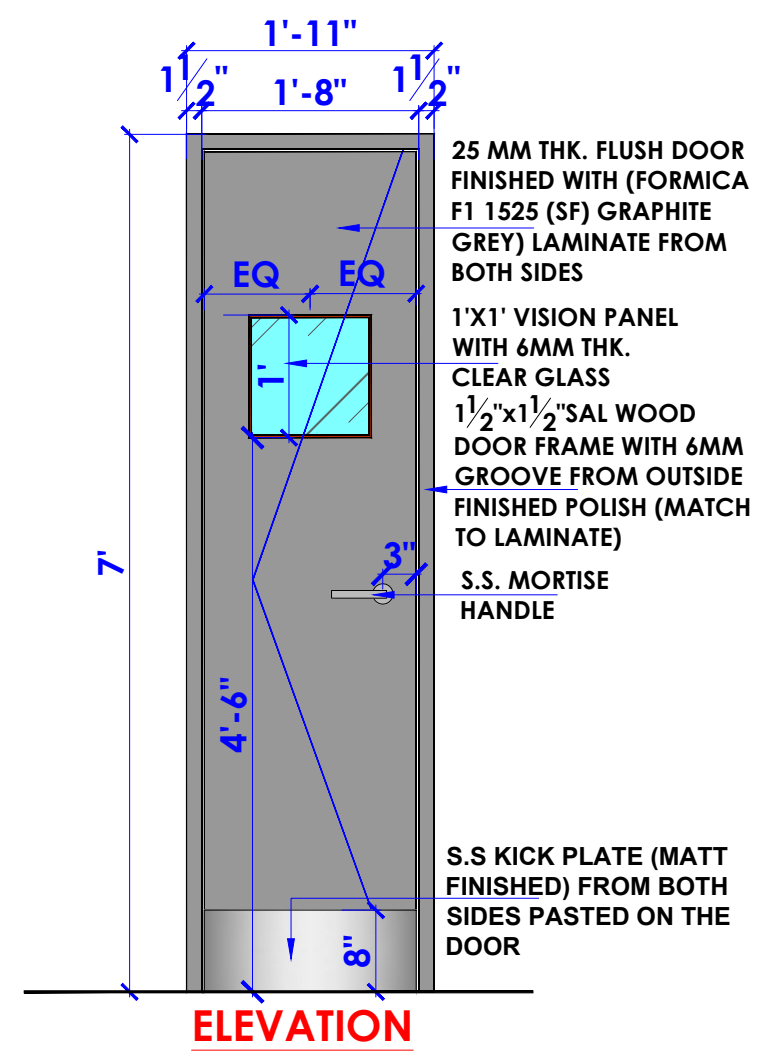
PROJECT :
KFC-DELHI AIRPORT

CLIENT :
TFS

WHITE WATER DESIGN STUDIO

WW

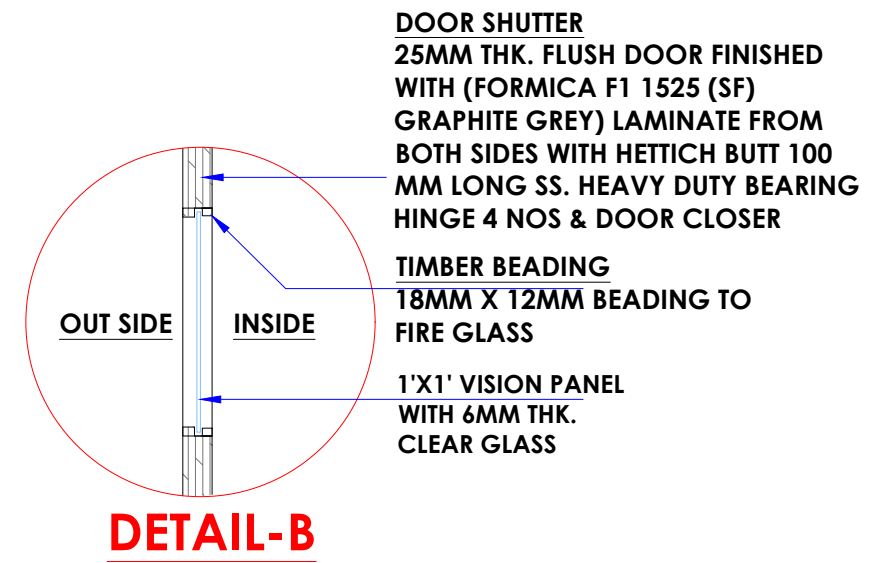
HEAD OFFICE:-
 Anchorage, off Govandi Station Rd
 Near Amarnath Patil Ground, Govandi-(E)
 Mumbai 400 088
 TEL: +91 22 6740 7640.
 Email: studio@whitewaterdesign.in



NOTE :

(1) FIRE RESISTANT HARDWARES TO BE USED

(2) FIRE RESISTANT PAINT TO BE MATCHED WITH (FORMICA F1 1525 (SF) GRAPHITE GREY) LAMINATE



FRD/ SHAFT DOOR