



PROJECT  
Chai Point  
HIAL Domestic,  
Hyderabad

GENERAL NOTES  
ALL DIMENSIONS TO BE CHECKED ON SITE BY CONTRACTORS  
DO NOT SCALE THE DRAWINGS  
REPORT ANY DISCREPANCIES TO THE AUTHORS  
ALL RIGHTS RESERVED BY THE AUTHOR

REVISION  
ISSUE Schematic Set DATE 31.01.2024

DRAWING TITLE  
**Lighting Layout**  
DRAWING NUMB.  
**A 118**  
SCALE

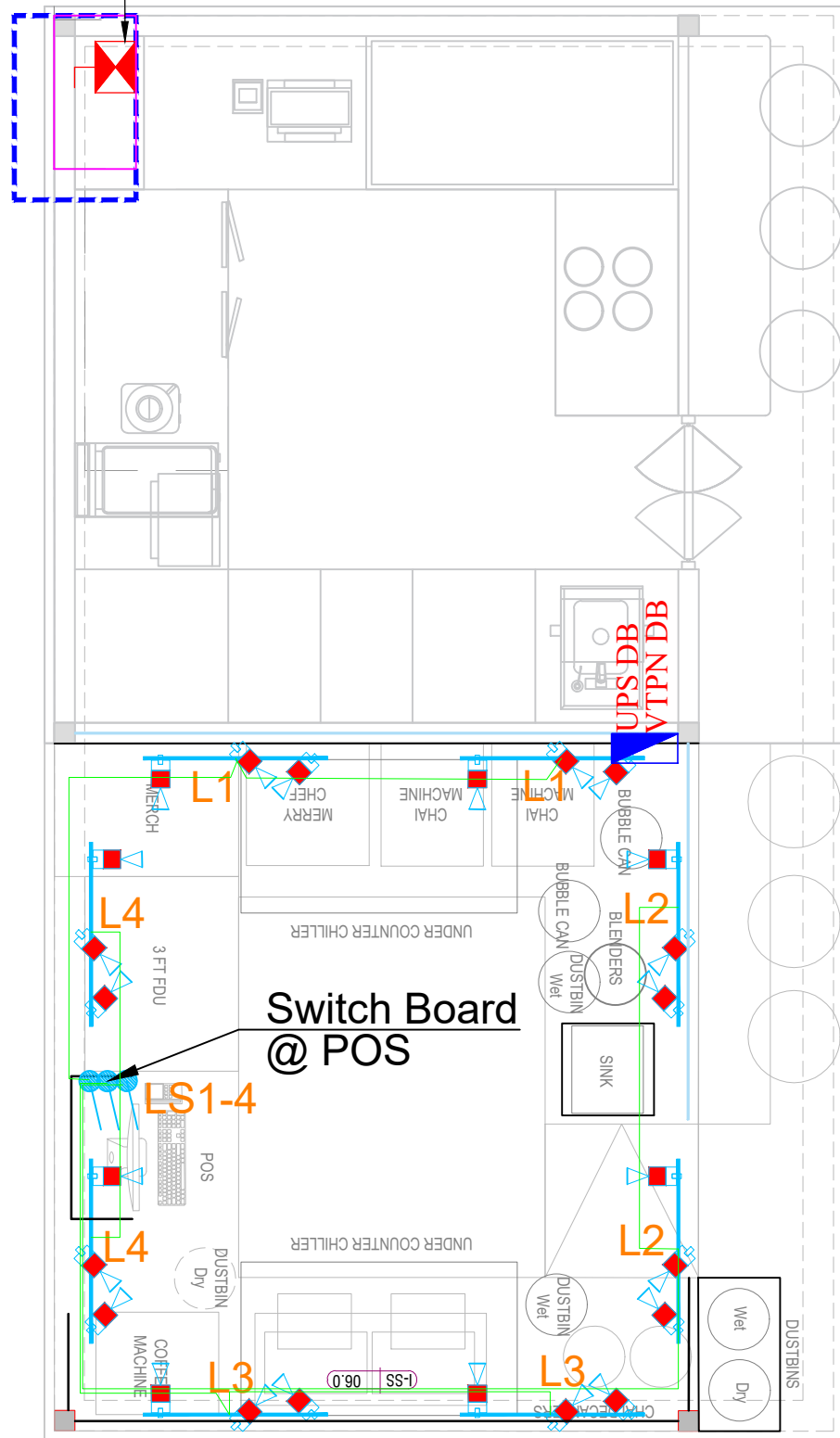
DATE  
**31.01.2024**  
DESIGN STAGE  
**Good for Construction**  
REVISION  
**R0**

Chai Point  
Design

# LIGHTING LOOPING LAYOUT

LIGHTS FITTING LEGEND			
SL.NO	DESCRIPTION	NORMAL QTY	EMER. QTY
1	18W LED DOWNLIGHTER	---	---
2	18W 1MTR LED LINEAR LIGHTS	---	---
3	20W LED TRACK MOUNTED LIGHTS	024	---
4	TRACK(3FT)	008	
19MMØ PVC CONDUIT FOR POINT WIRING 3RX1.5SQMM CU FRLS WIRES			
19MMØ PVC CONDUIT FOR POINT WIRING 2CX1.5SQMM FIRE RATED CABLE			
SWITCH BOARD(EMERGENCY)			
SWITCH BOARD(NORMAL)			
5	FANCY CHANDLIERS LIGHTS (STORE CENTER)	---	---
6	PENDANT LIGHTS (DN TABLES)	---	---

EXISTING 63A TPN ISOLATOR





PROJECT

Chai Point  
HIAL Domestic,  
Hyderabad

GENERAL NOTES

ALL DIMENSIONS TO BE CHECKED ON SITE BY CONTRACTORS  
DO NOT SCALE THE DRAWINGS  
REPORT ANY DISCREPANCIES TO THE AUTHORS  
ALL RIGHTS RESERVED BY THE AUTHOR

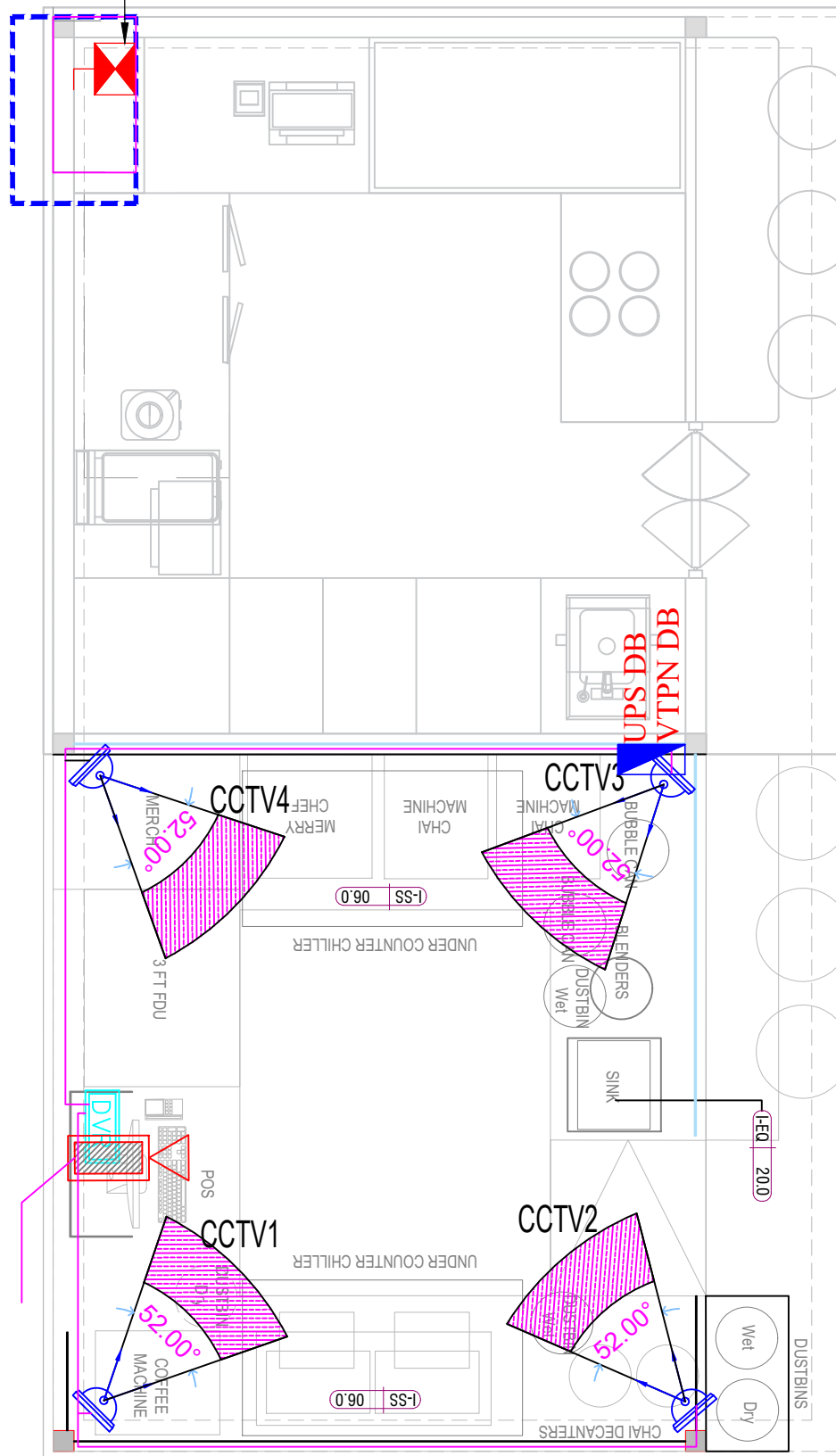
REVISION

ISSUE	DATE
Schematic Set	31.01.2024

## CCTV LEGEND

1		CP PLUS / HIKVISION CEILING MOUNTED 2.4 MEGAPIXEL SECURITY CAMERA WITH NIGHT VISION	04
2		DIGITAL VIDEO RECORDER - 8 CHANNEL	01
CAT-6 CABLE IN 19/25MMØ CONDUIT (CAT6 CABLE -BELDEN MAKE)			
3		EPCOS CCTV (UNDER GMR SCOPE)	01

EXISTING 63A TPN ISOLATOR



# CCTV LAYOUT

DRAWING TITLE

**CCTV & Speaker**

DRAWING NUMB.

**A 119**

SCALE

DATE

**31.01.2024**

DESIGN STAGE

**Good for Construction**

REVISION

**R0**

Chai Point  
Design



PROJECT

Chai Point  
HIAL Domestic,  
Hyderabad

GENERAL NOTES

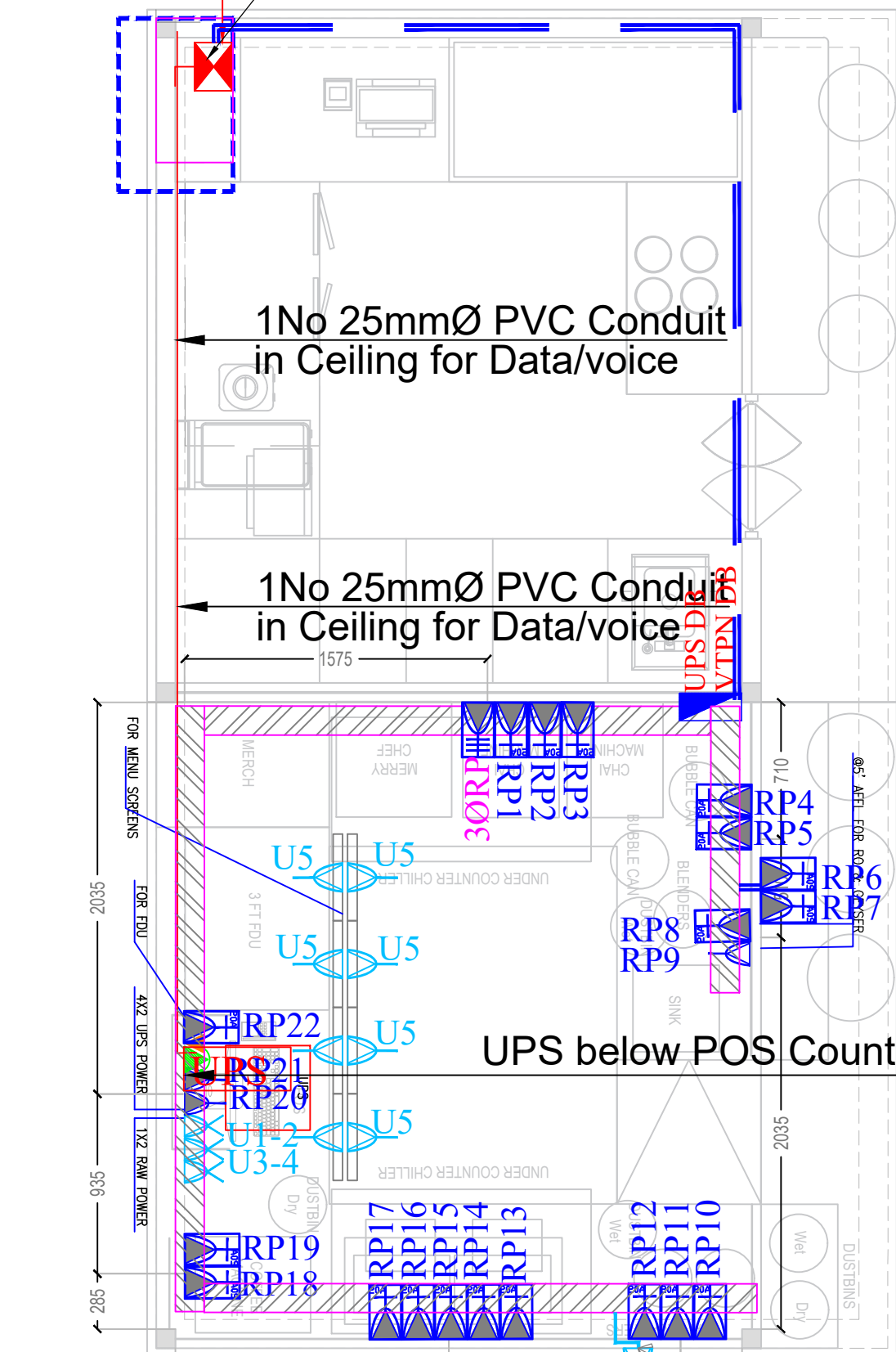
ALL DIMENSIONS TO BE CHECKED ON SITE BY CONTRACTORS DO NOT SCALE THE DRAWINGS REPORT ANY DISCREPANCIES TO THE AUTHORS ALL RIGHTS RESERVED BY THE AUTHOR

REVISION

ISSUE DATE  
Schematic Set 31.01.2024

Cable Dropped from DB to Isolater (From Ceiling) (1RX4CX25SQMM AL. ARM CABLE)

EXISTING 63A TPN ISOLATOR



ALL ELECTRIC POINTS TO BE PROVIDED AT 1100MM AFFL UNLESS MENTIONED OTHERWISE

**LEGEND:**

SYMBOL	DESCRIPTION
	16A, (3 MODEL- 1 SWITCH, 1 SOCKET) SOCKET (RAW POWER)
	DATA SOCKET OUTLET (RJ-45)
	6A (3 MODEL- 1 SWITCH, 1 SOCKET) SOCKET (UPS POWER)
	20A (3 MODEL- 1 SWITCH, 1 SOCKET) INDUSTRIAL METAL CLAD SOCKET (RAW POWER) WITH 2 POLE MCB
	TELEPHONE POINT
	6A (6 MODEL- 2 SWITCH, 2 SOCKET) SOCKET (UPS POWER)
	6A (3 MODEL- 1 SWITCH, 1 SOCKET) WITH USB PORT (UPS POWER) @2' AFFL

	PVC Conduit in Ceiling for Data/Voice
	PVC Conduit in Floor for Data/Voice
	PVC Conduit in Ceiling for UPS/Rawpower
	PVC Conduit in Floor for UPS/Rawpower
	200X200X40mm Junction Box
	200X40mm Perforated Cable Tray

2035  
FOR MENU SCREENS  
FOR FDU  
4X2 UPS POWER  
1X2 RAW POWER  
935  
285

1No 25mmØ PVC Conduit in Ceiling for Data/voice

1No 25mmØ PVC Conduit in Ceiling for Data/voice

UPS below POS Counter

LED Logo

# POWER LAYOUT

DRAWING TITLE

**POWER LAYOUT**

DRAWING NUMB.

**A 120**

SCALE

DATE

31.01.2024


DESIGN STAGE

**Good for Construction**

REVISION

**R0**

Chai Point  
Design



PROJECT

Chai Point  
HIAL Domestic,  
Hyderabad

GENERAL NOTES

ALL DIMENSIONS TO BE CHECKED ON SITE BY CONTRACTORS  
DO NOT SCALE THE DRAWINGS  
REPORT ANY DISCREPANCIES TO THE AUTHORS  
ALL RIGHTS RESERVED BY THE AUTHOR

REVISION

ISSUE	DATE
Schematic Set	31.01.2024

DRAWING TITLE

**WATER SUPPLY LAYOUT**

DRAWING NUMB.

**A 121**

SCALE

DATE

31.01.2024

DESIGN STAGE

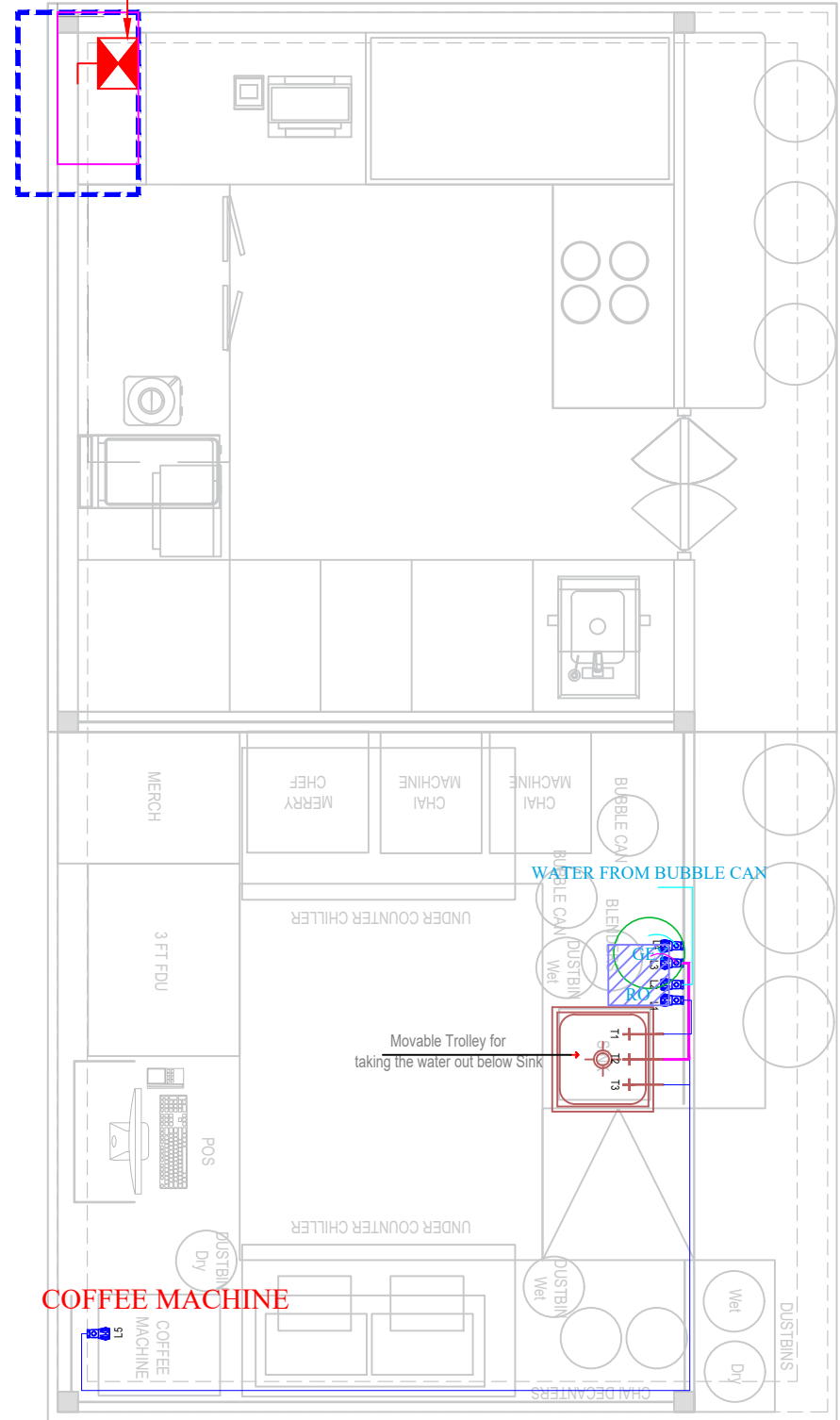
**Good for Construction**

REVISION

**R0**

Chai Point  
Design

EXISTING 63A  
TPN ISOLATOR



LEGEND		
⊞	SINK	SS STAINLESS STEEL SINK
○	GEY	GEYSER (25LTS CAPACITY)
▨	RO	RO UNIT (50LTS CAPACITY)
●	FT	FLOOR TRAP (110ØX75Ø OUTLET)
—	CPVC	20Ø COLD WATER SUPPLY PIPE
—	CPVC	20Ø HOT WATER SUPPLY PIPE
—	CPVC	20Ø RO WATER SUPPLY PIPE
⊞	TAP	TAP POINT FOR GENERAL WASH

- L1 - RO water Output @ 6' height from FFL
- L2 - RO water inlet @ 6' height from FFL
- L3 - Geyser water outlet @ 6' height from FFL
- L4 - Geyser water inlet @ 6' height from FFL
- L5 - RO water to ice cube & coffee machine @ 1' height
- T1 - Tap With Pump from Bubble can
- T2/T3 - hot and cold mixer on SS counter

# WATER SUPPLY LAYOUT



PROJECT

Chai Point  
HIAL Domestic,  
Hyderabad

GENERAL NOTES

ALL DIMENSIONS TO BE CHECKED ON SITE BY CONTRACTORS  
DO NOT SCALE THE DRAWINGS  
REPORT ANY DISCREPANCIES TO THE AUTHORS  
ALL RIGHTS RESERVED BY THE AUTHOR

REVISION

ISSUE	DATE
Schematic Set	31.01.2024

DRAWING TITLE  
**FIRE ALARM SYSTEM  
AND FIRE EXTINGUISHER LAYOUT**

DRAWING NUMB.

**A 122**

SCALE

DATE

**31.01.2024**

DESIGN STAGE

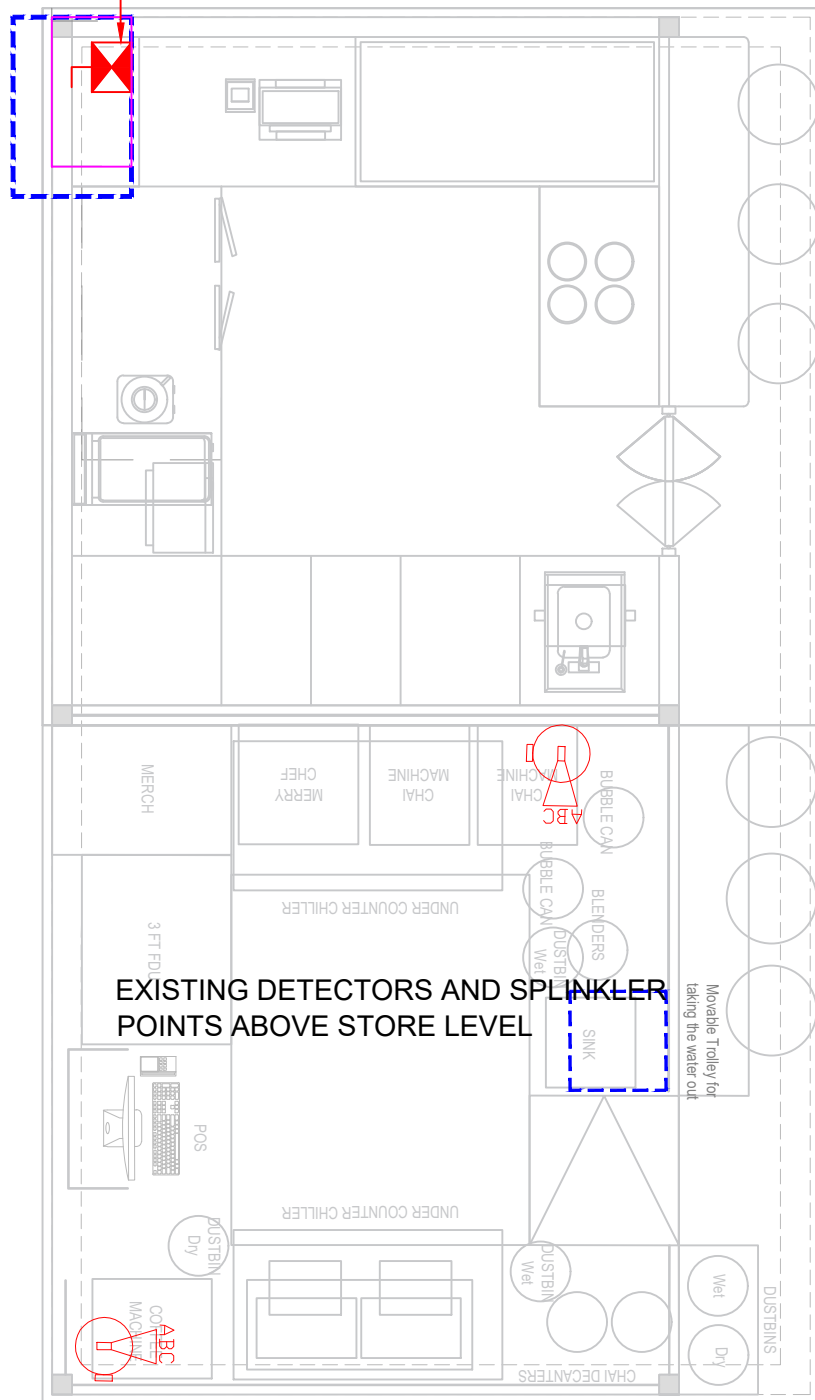
**Good for Construction**

REVISION

**R0**

Chai Point  
Design

EXISTING 63A  
TPN ISOLATOR



FIRE EXTINGUISHER LEGEND

SYMBOL	ABBREVIATION	
	4.5KG CO2 TYPE PORTABLE FIRE EXTINGUISHER	000
	6 KG ABC DRY POWDER PORTABLE FIRE EXTINGUISHER	000
	6.0LTR 'K' TYPE EXTINGUISHER	002


FIRE ALARM LEGEND

SYMBOL	ABBREVIATION	
	FIRE ALARM CONTROL PANEL	
	SMOKE DETECTOR(BELOW)	0
	SMOKE DETECTOR(ABOVE)	0
	RESPONSE INDICATOR	0
	MANUAL CALL POINT	0
	2CX1.5SQMM ARM.CABLE	

FIRE ALARM SYSTEM AND  
FIRE EXTINGUISHER LAYOUT

ght from FFL





PROJECT

Chai Point  
HIAL Domestic,  
Hyderabad

GENERAL NOTES

ALL DIMENSIONS TO BE CHECKED ON SITE BY  
CONTRACTORS  
DO NOT SCALE THE DRAWINGS  
REPORT ANY DISCREPANCIES TO THE AUTHORS  
ALL RIGHTS RESERVED BY THE AUTHOR

REVISION

ISSUE	DATE
Schematic Set	31.01.2024

DRAWING TITLE

**EARTHING**

DRAWING NUMB.

**A 125**

SCALE

DATE

**31.01.2024**

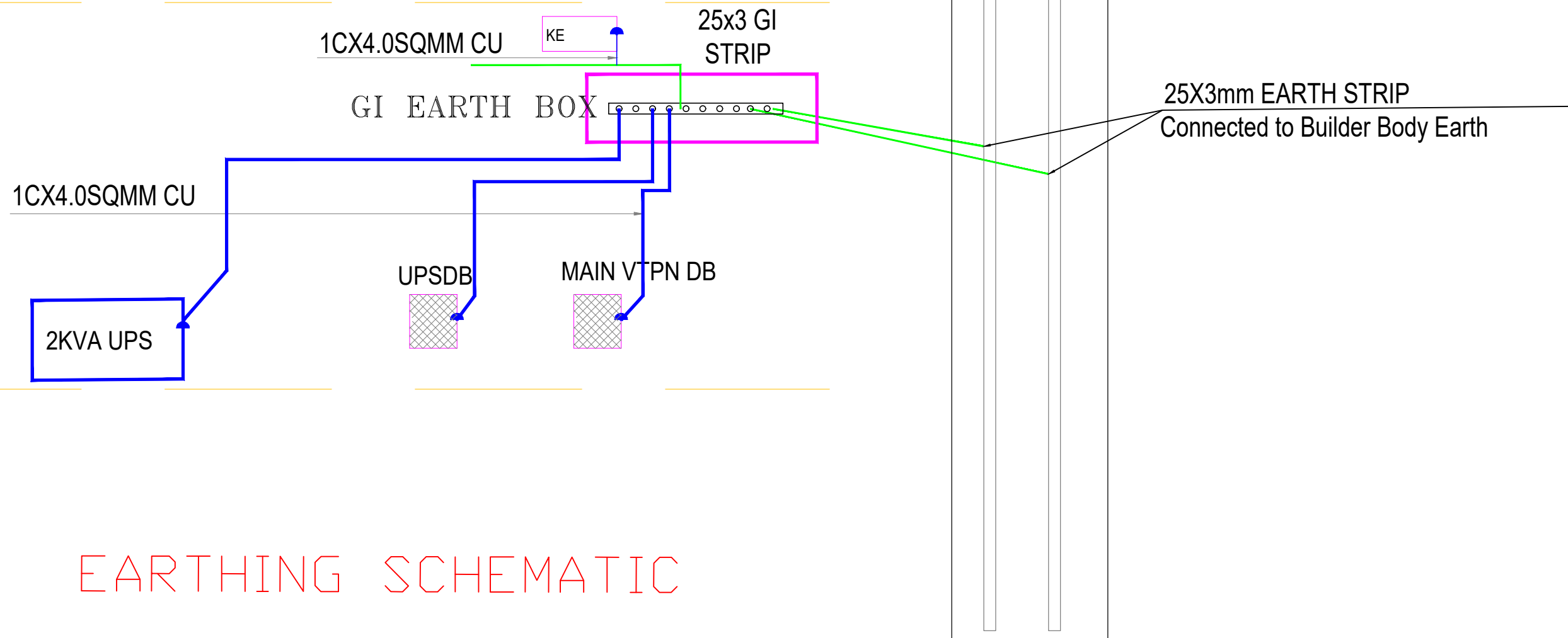
DESIGN STAGE

**Good for Construction**

REVISION

**R0**

Chai Point  
Design



EARTHING SCHEMATIC



Date :09.02.2024 / R0  
 Project : Chai Point @ Hyderabad Domestic Airport(HIAL)  
 Consultants  
 Subject : Electrical Load Estimate

Total Electrical load							
Sl.No	Description	Area in Sq.ft	Particulars	Connected Load	Diversity	Maximum Demand	Maximum Demand
				in KVA	Factor	in KVA	in kW
1	Lighting (As per ltg lyt)			0.6	0.8	0.5	0.38
2	Workstation loads			1.2	0.9	1.1	0.91
3	HVAC			1.3	0.6	0.8	0.66
4	Kitchen			30.6	0.6	18.4	15.61
5	Spare			0.2	0.6	0.1	0.10
	<b>Total</b>			<b>33.86</b>		<b>20.79</b>	<b>17.67</b>
	Connected load in kW =		28.78				
	Connected load in kVA=		33.86				
	Maximum Demand in kVA=		20.79				
	Maximum Demand in kW=		17.67				



Date :09.02.2024 / R0  
 Project : Chai Point @ Hyderabad Domestic Airport(HIAL)  
 Consultants  
 Subject : Workstation load details

<b>UPS LOAD MATRIX</b>						
SL.NO.	DESCRIPTION	UNIT LOAD IN VA	QTY	C.L IN kVA	D.F	M.D IN kVA
	<b>NON CRITICAL LOADS</b>					
1	Computer	120	1	0.12	1.00	0.12
2	Printer	100	1	0.10	1.00	0.10
3	POS Machine	200	1	0.20	1.00	0.20
4	Scanner	50	1	0.05	1.00	0.05
5	Emergency Lighting	18	0	0	1.00	0.00
6	LED menu Screen and Logo Baklite	30	9	0.27	1.00	0.27
7	CCTV Panel	150	1	0.15	1.00	0.15
8	FAPA Panel	150	0	0.00	1.00	0.00
9	Music system	200	0	0.00	1.00	0.00
10	Signage	100	1	0.10	1.00	0.10
11	Network box	100	1	0.10	1.00	0.10
12	Sockets For Charging	50	2	0.10	1.00	0.10
13	Sockets For diffuser and pest flash	50	0	0.00	1.00	0.00
	<b>Sub Total - Non-Critical load</b>			<b>1.19</b>		<b>1.19</b>
	UPS sizing @ 80% loading for non-critical load + Critical load					1.4
	<b>Recommended UPS rating with 15mins back-up</b>			<b>2 kVA</b>		

Date :09.02.2024 / R0  
Project : Chai Point @ Hyderabad Domestic Airport(HIAL)  
Consultants  
Subject : Lighting load details

LIGHTING LOAD				
SL.NO	Light Fixture Description	No of fixtures	Wattage	Total Load
1	Ceiling mounted light	0	18	0
2	Track light	24	20	480
3	Pendant light	0	20	0
4	Fan Chandlier/Lights	0	50	0
5	Light Box with 18W LED 4ft Light (each side 2 set)	0	18	0
	<b>TOTAL LOAD (Kw)</b>			<b>0.48</b>

