

LIGHTS FITTING LEGEND			
SLNO	DESCRIPTION	NORMAL QTY	EMER QTY
1	18W LED DOWNLIGHTER	007	005
2	18W 1MTR LED LINEAR LIGHTS	----	----
3	20W LED TRACK MOUNTED LIGHTS	----	----
4	TRACK(3FT)	----	----
5	19MM PVC CONDUIT FOR POINT WIRING	----	----
6	30X1.55MM CU FRL'S WIRES	----	----
7	19MM PVC CONDUIT FOR POINT WIRING	----	----
8	20X1.55MM FIRE RATED CABLE	----	----
9	SWITCH BOARD(EMERGENCY)	----	----
10	SWITCH BOARD(NORMAL)	----	----
11	FANCY CHANDLIERS LIGHTS (STORE CENTER)	----	----
12	PENDANT LIGHTS (CN TABLES)	----	----

LIGHTING LOOPING LAYOUT

PROJECT

Chai Point
HYD AIRPORT

GENERAL NOTES

ALL DIMENSIONS TO BE CHECKED ON SITE BY CONTRACTORS. DO NOT SCALE THE DRAWINGS. REPORT ANY DISCREPANCIES TO THE AUTHORS. ALL RIGHTS RESERVED BY THE AUTHOR.

REVISION

ISSUE DATE
Schematic Design 26.10.2023

DRAWING TITLE

Lighting layout

DRAWING NUMB.

A 119

SCALE

DATE

06.01.2024

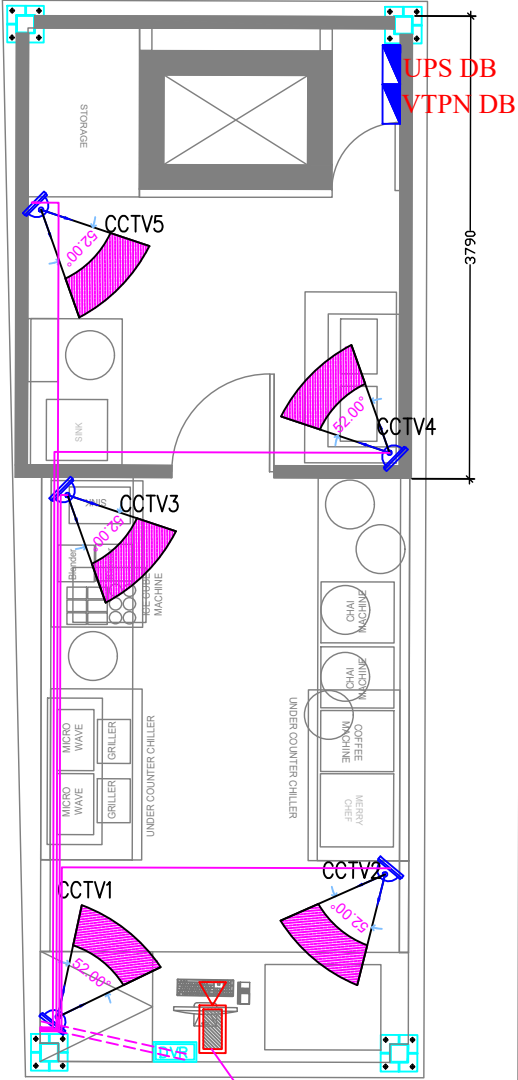
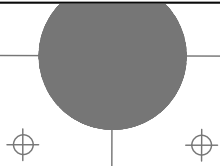
DESIGN STAGE

SCHEMATIC

REVISION

R0

Chai Point
Design



CCTV LEGEND

1		CP PLUS / HIKVISION CEILING MOUNTED 2.4 MEGAPIXEL SECURITY CAMERA WITH NIGHT VISION	05
2		DIGITAL VIDEO RECORDER - 8 CHANNEL	01
		CAT-6 CABLE IN 19/25MMØ CONDUIT (CAT6 CABLE -BELDEN MAKE)	
3		EPCOS CCTV (UNDER GMR SCOPE)	01

CCTV LAYOUT

PROJECT
Chai Point
HYD AIRPORT

GENERAL NOTES
ALL DIMENSIONS TO BE CHECKED ON SITE BY CONTRACTORS
DO NOT SCALE THE DRAWINGS
REPORT ANY DISCREPANCIES TO THE AUTHORS
ALL RIGHTS RESERVED BY THE AUTHOR

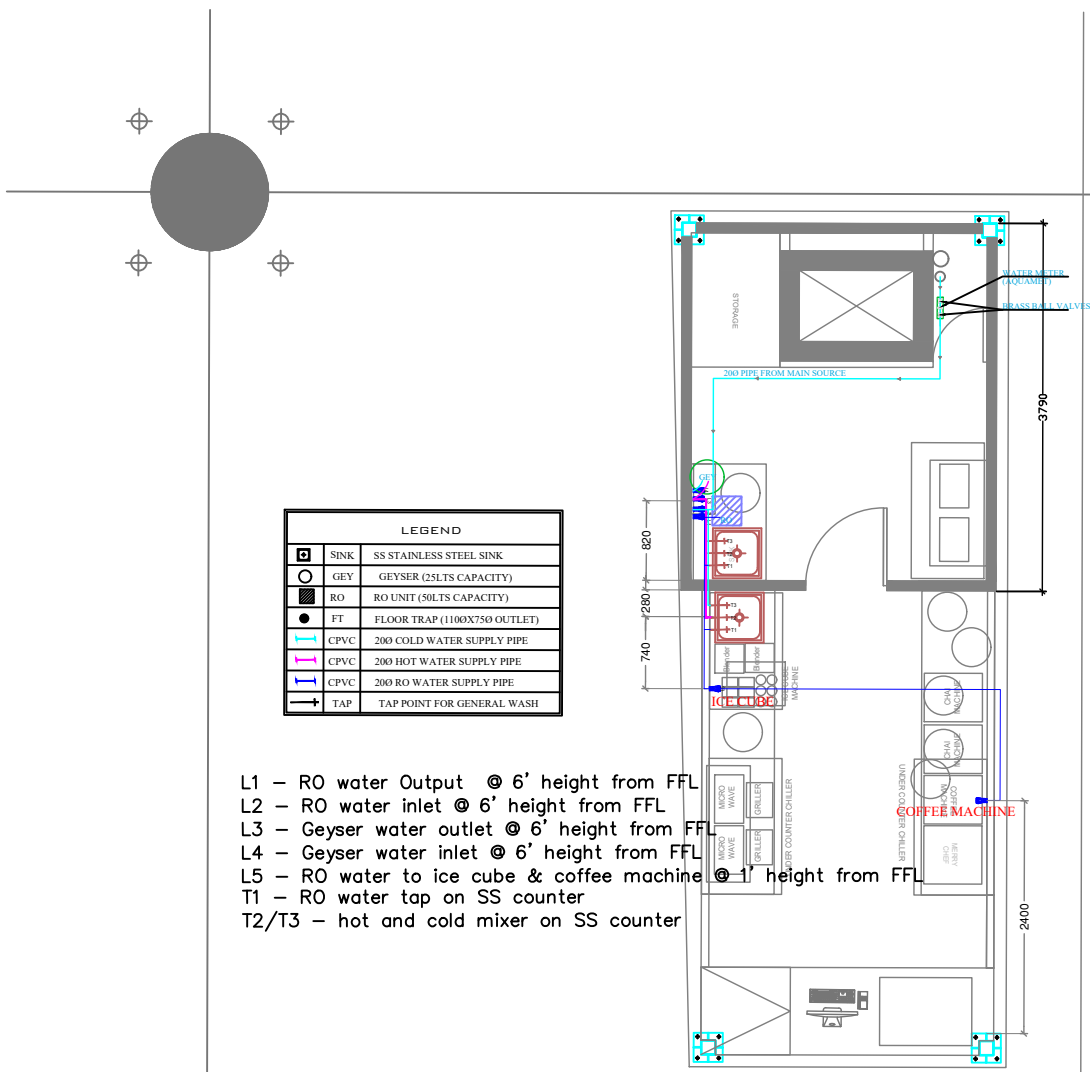
REVISION
ISSUE DATE
Schematic Design 26.10.2023

DRAWING TITLE
CCTV layout
DRAWING NUMB.
A 120
SCALE

DATE
06.01.2024
DESIGN STAGE
SCHEMATIC

REVISION
R0

Chai Point
Design



LEGEND	
	SS STAINLESS STEEL SINK
	GEYSER (25LTS CAPACITY)
	RO UNIT (50LTS CAPACITY)
	FLOOR TRAP (1100X750 OUTLET)
	200 COLD WATER SUPPLY PIPE
	200 HOT WATER SUPPLY PIPE
	200 RO WATER SUPPLY PIPE
	TAP POINT FOR GENERAL WASH

- L1 - RO water Output @ 6' height from FFL
- L2 - RO water inlet @ 6' height from FFL
- L3 - Geyser water outlet @ 6' height from FFL
- L4 - Geyser water inlet @ 6' height from FFL
- L5 - RO water to ice cube & coffee machine @ 4' height from FFL
- T1 - RO water tap on SS counter
- T2/T3 - hot and cold mixer on SS counter

WATER SUPPLY LAYOUT

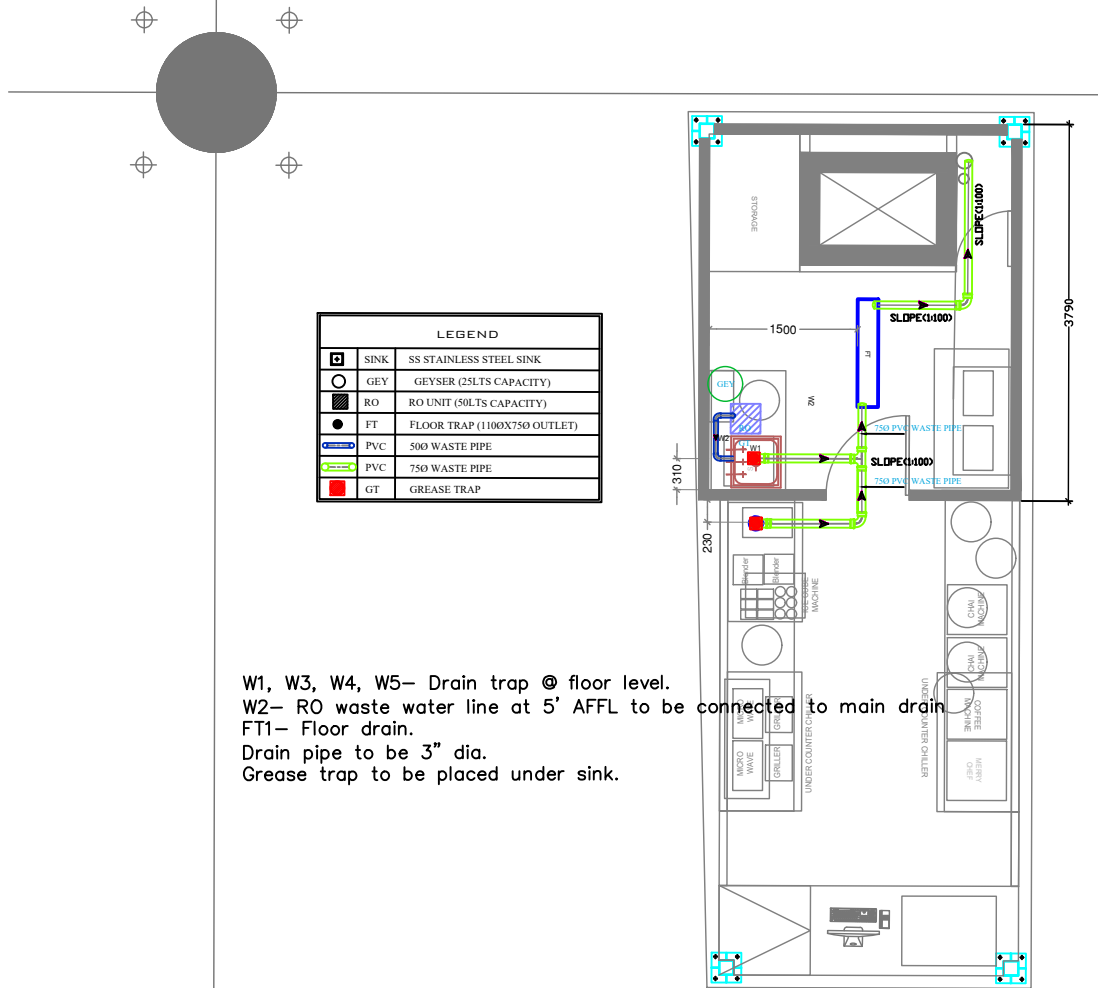
PROJECT
**Chai Point
HYD AIRPORT**

GENERAL NOTES
ALL DIMENSIONS TO BE CHECKED ON SITE BY CONTRACTORS
DO NOT SCALE THE DRAWINGS
REPORT ANY DISCREPANCIES TO THE AUTHORS
ALL RIGHTS RESERVED BY THE AUTHOR

REVISION
ISSUE DATE
Schematic Design 26.10.2023

DRAWING TITLE
water supply layout
DRAWING NUMB.
A 120
SCALE

DATE
06.01.2024
DESIGN STAGE
SCHEMATIC
REVISION
R0
**Chai Point
Design**



LEGEND		
	SINK	SS STAINLESS STEEL SINK
	GEY	GEYSER (25LTS CAPACITY)
	RO	RO UNIT (50LTS CAPACITY)
	FT	FLOOR TRAP (1100X750 OUTLET)
	PVC	500 WASTE PIPE
	PVC	750 WASTE PIPE
	GT	GREASE TRAP

W1, W3, W4, W5– Drain trap @ floor level.
 W2– RO waste water line at 5' AFFL to be connected to main drain
 FT1– Floor drain.
 Drain pipe to be 3" dia.
 Grease trap to be placed under sink.

DRAIN LAYOUT

PROJECT

Chai Point
 HYD AIRPORT

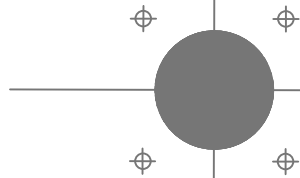
GENERAL NOTES
 ALL DIMENSIONS TO BE CHECKED ON SITE BY CONTRACTORS
 DO NOT SCALE THE DRAWINGS
 REPORT ANY DISCREPANCIES TO THE AUTHORS
 ALL RIGHTS RESERVED BY THE AUTHOR

REVISION
 ISSUE DATE
 Schematic Design 26.10.2023

DRAWING TITLE
Drain layout
 DRAWING NUMB.
A 122
 SCALE

DATE
 06.01.2024
 DESIGN STAGE
 SCHEMATIC
 REVISION
 R0

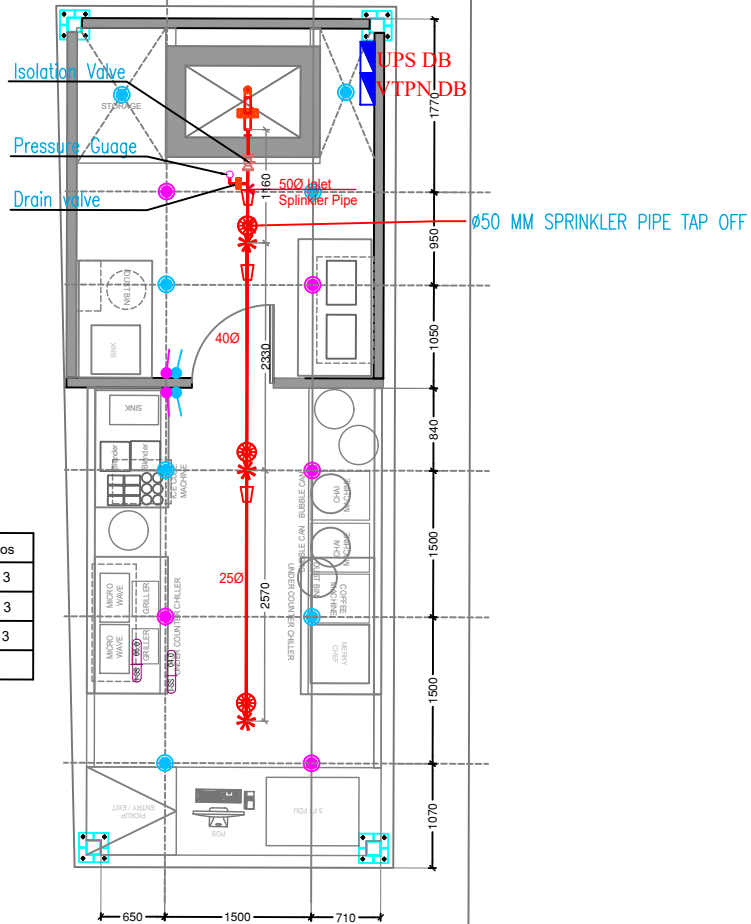
Chai Point
 Design



BFV

LEGEND - FIRE FIGHTING LAYOUT

Symbol	Description	Nos
	Reducer varies as mentioned	3
	Upright Sprinkler	3
	Pendant Sprinkler	3
	Sprinkler pipe varies as mentioned	



SPLINKLER LAYOUT

PROJECT

Chai Point
HYD AIRPORT

GENERAL NOTES

ALL DIMENSIONS TO BE CHECKED ON SITE BY CONTRACTORS.
DO NOT SCALE THE DRAWINGS.
REPORT ANY DISCREPANCIES TO THE AUTHORS.
ALL RIGHTS RESERVED BY THE AUTHOR.

REVISION

ISSUE DATE
Schematic Design 26.10.2023

DRAWING TITLE

splinkler layout

DRAWING NUMB.

A 123

SCALE

DATE

06.01.2024

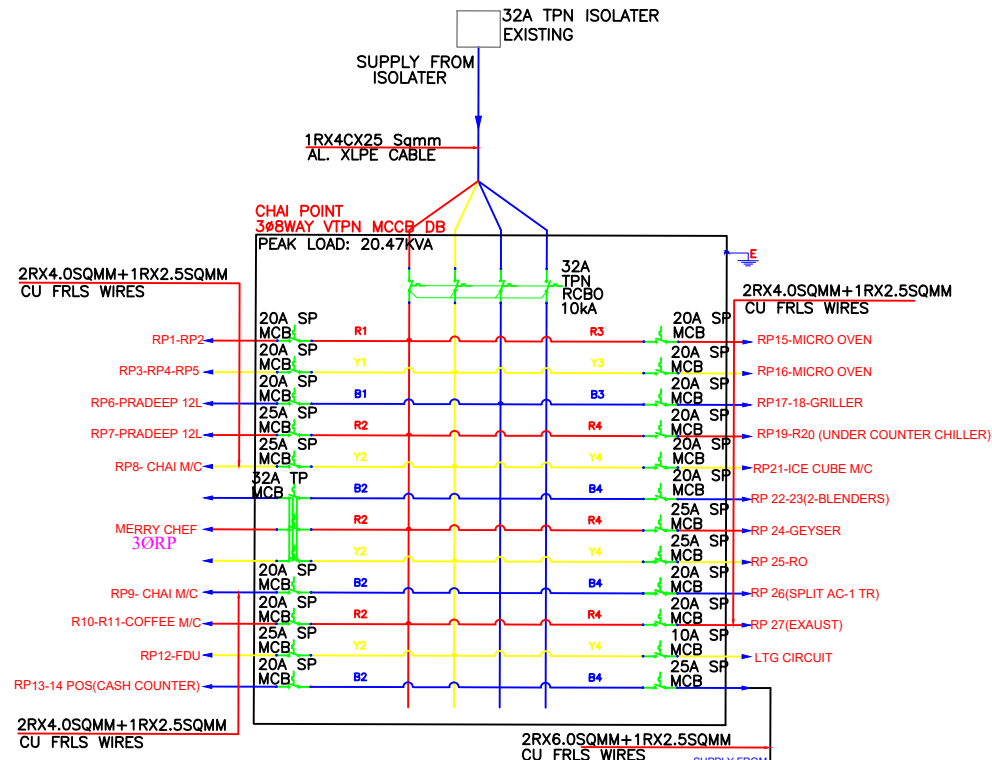
DESIGN STAGE

SCHEMATIC

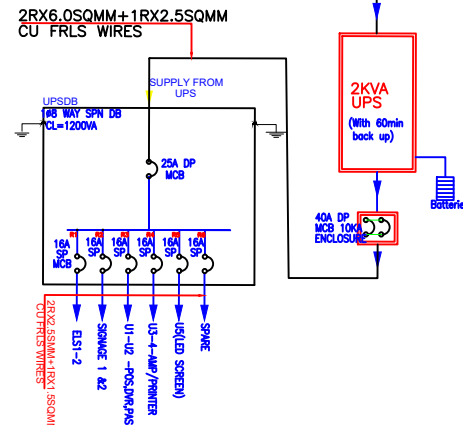
REVISION

R0

Chai Point
Design



MAIN SINGLE LINE DIAGRAM



PROJECT

Chai Point
HYD AIRPORT

GENERAL NOTES

ALL DIMENSIONS TO BE CHECKED ON SITE BY CONTRACTORS.
DO NOT SCALE THE DRAWINGS.
REPORT ANY DISCREPANCIES TO THE AUTHORS.
ALL RIGHTS RESERVED BY THE AUTHOR.

REVISION

ISSUE DATE
Schematic Design 26.10.2023

DRAWING TITLE

main single
line diagram

DRAWING NUMB.

A 123

SCALE

DATE

06.01.2024

DESIGN STAGE

SCHEMATIC

REVISION

R0

Chai Point
Design

PROJECT

Chai Point
HYD AIRPORT

GENERAL NOTES

ALL DIMENSIONS TO BE CHECKED ON SITE BY CONTRACTORS
DO NOT SCALE THE DRAWINGS
REPORT ANY DISCREPANCIES TO THE AUTHORS
ALL RIGHTS RESERVED BY THE AUTHOR

REVISION

ISSUE	DATE
Schematic Design	26.10.2023

DRAWING TITLE

earthing schematic

DRAWING NUMB.

A 123

SCALE

DATE

06.01.2024

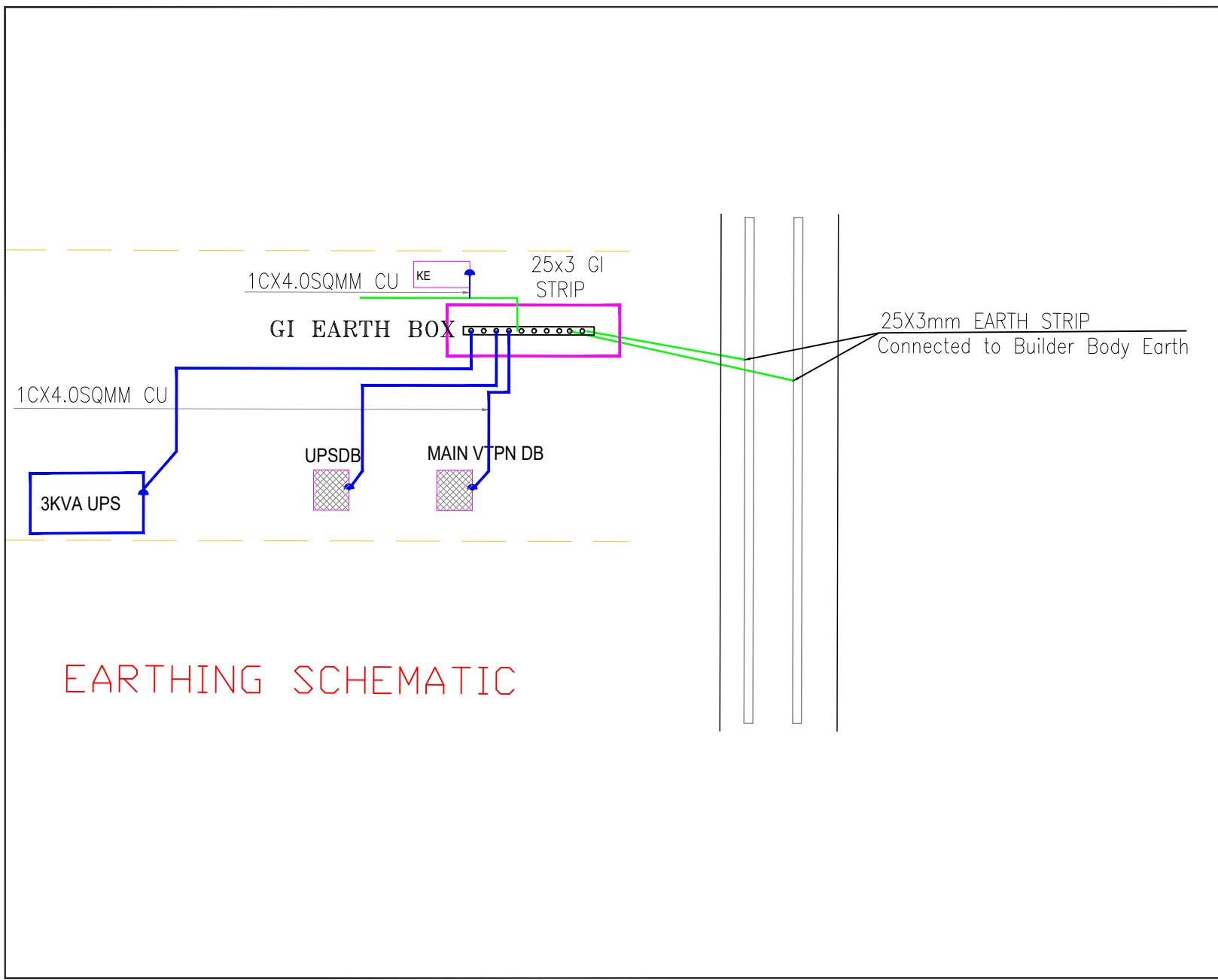
DESIGN STAGE

SCHEMATIC

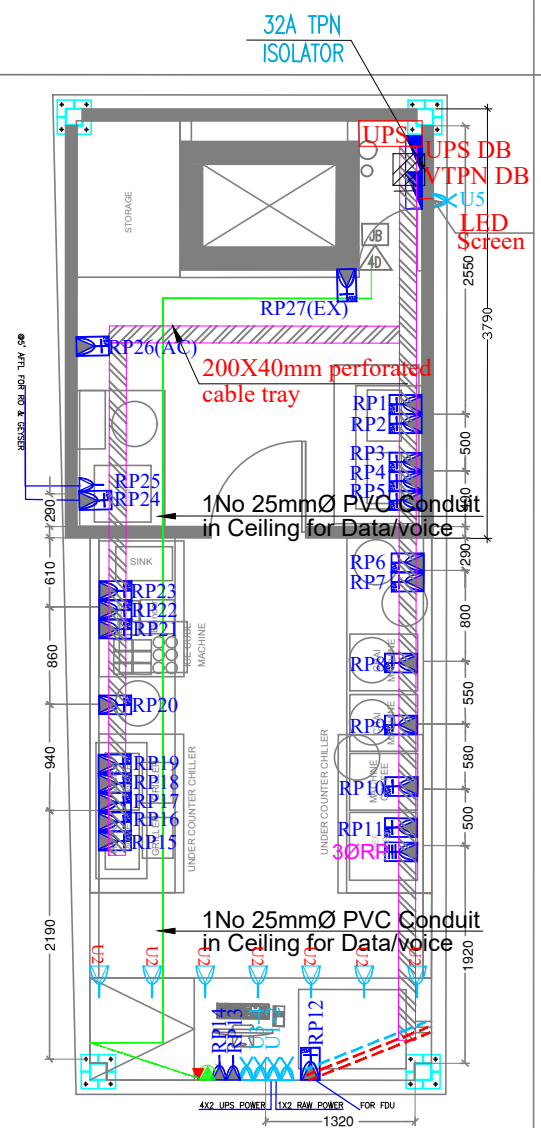
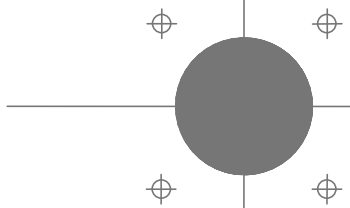
REVISION

R0

Chai Point
Design



EARTHING SCHEMATIC



ALL ELECTRIC POINTS TO BE PROVIDED AT 1100MM AFFL UNLESS MENTIONED OTHERWISE

SYMBOL	DESCRIPTION
	16A (3 MODEL- 1 SWITCH, 1 SOCKET) SOCKET (RAW POWER)
	DATA SOCKET OUTLET (RJ-45)
	6A (3 MODEL- 1 SWITCH, 1 SOCKET) SOCKET (UPS POWER)
	20A (3 MODEL- 1 SWITCH, 1 SOCKET) INDUSTRIAL METAL CLAD SOCKET (RAW POWER) WITH 2 POLE MCB
	TELEPHONE POINT
	6A (6 MODEL- 2 SWITCH, 2 SOCKET) SOCKET (UPS POWER)
	6A (3 MODEL- 1 SWITCH, 1 SOCKET) WITH USB PORT (UPS POWER) @2' AFFL

	PVC Conduit in Ceiling for Data/Voice
	PVC Conduit in Floor for Data/Voice
	PVC Conduit in Ceiling for UPS/Rawpower
	PVC Conduit in Floor for UPS/Rawpower
	200X200X40mm Junction Box
	200X40mm Perforated Cable Tray

POWER LAYOUT

PROJECT

Chai Point
HYD AIRPORT

GENERAL NOTES
ALL DIMENSIONS TO BE CHECKED ON SITE BY CONTRACTORS
DO NOT SCALE THE DRAWINGS
REPORT ANY DISCREPANCIES TO THE AUTHORS
ALL RIGHTS RESERVED BY THE AUTHOR

REVISION
7
DATE
26.10.2023
Schematic Design

DRAWING TITLE
Power Layout
DRAWING NUMB.
A 120
SCALE

DATE
06.01.2024
DESIGN STAGE
SCHEMATIC
REVISION
R0

Chai Point
Design