



PROJECT: – KFC- LVL FF 041-HYDERABAD- CIVIL-INTERIOR-GFC SET

NOTE- ALL INTERNAL MATERIALS FOR WALL
PANELLING,PARTITIONS TO BE FIRE RATED.

CLIENT :

GMR HOSPITALITY



HEAD OFFICE:-
Anchorage, off Govandi Station Road
Near Amarnath Patil Ground,
Govandi - (E), Mumbai 400 088
TEL: +91 22 6740 7640
Email : studio@whitewaterdesign.in

SHEET / PAGE NO	DRAWING DISCRPTION	SHEET / PAGE NO	DRAWING DISCRPTION
03	CIVIL LAYOUT	16	FACADE DETAIL
04	RAISED FLOOR LAYOUT	17	RHS FACADE ELEVATION
05	PARTITION LAYOUT	18	FACADE SECTION
06	WALL FINISH LAYOUT	19	REAR SIDE FACADE ELEVATION
07	FURNITURE LAYOUT	20	COUNTER SECTION
08	EQUIPMENT DIMENSION	21	INTERNAL GRAPHIC DETAIL
09	EQUIPOMENT LEGEND	22	EXTERNAL GRAPHIC DETAIL
10	FLOORING LAYOUT	23	MANAGER TABLE DETAIL
11	CEILING LAYOUT	24-26	COUNTER DETAILS
12	LIGHTING LAYOUT	27-29	TRAP DOOR DETAILS
13	LIGHTING CO-ORDINATION LAYOUT	30	DMB DETAIL
14	DEMARICATION LAYOUT	31	MS LOFT DETAIL
15	FRONT FACADE ELEVATION	32-35	DOOR DETAILS

NOTES :

- THE COPYRIGHT OF THIS DRAWING REMAINS WITH WHITE WATER DESIGN STUDIO AND IT MAY NOT BE REPRODUCED IN ANY MANNER WITHOUT PRIOR WRITTEN CONSENT.
- FIGURED DIMENSIONS ARE TO BE USED IN PREFERENCE TO SCALED SIZES. ALL DIMENSIONS MUST BE CHECKED BEFORE COMMENCING WORK ON SITE.
 - THIS DRAWINGS TO BE READ IN CONJUNCTION WITH ALL OTHER RELEVANT DRAWINGS.
 - ALL PROPOSED WORKS TO BE CARRIED OUT IN ACCORDANCE WITH TECHNICAL SPECIFICATIONS AND SCHEDULES MENTIONED FOR INTERIOR WORKS.
 - READ THIS DRAWING IN CONJUNCTION WITH ALL CONSULTANTS' & SPECIALISTS' DRAWINGS, DETAILS, SCHEDULES & SPECIFICATIONS FOR :
 i. SPRINKLER INSTALLATION
 ii. AUTOMATIC FIRE DETECTION SYSTEMS
 iii. AIR CONDITIONING SYSTEM & DISTRIBUTION(HVAC)
 iv. EMERGENCY LIGHTING
 v. PRIMARY WIRING DESIGN & DISTRIBUTION
 - ALL WORK IS TO BE CARRIED OUT STRICTLY IN ACCORDANCE WITH IS STANDARDS (WHERE APPLICABLE) & BEST TRADE PRACTICES. ALL WORK MUST SATISFY THE REQUIREMENTS OF THE LOCAL AUTHORITIES.
 - WHITE WATER DESIGN STUDIO TO APPROVE ALL CONTRACTORS' SETTINGS OUT & ALL CO-ORDINATION SHOP DRAWINGS PRIOR TO ALL MANUFACTURERS, CONTRACTORS, INSTALLERS & SPECIALISTS TO BE RESPONSIBLE FOR ENSURING THAT ALL OF THEIR COMMENCEMENT OF INSTALLATION
 - WORKS FULLY COMPLY WITH THE REQUIREMENTS OF THE LOCAL AUTHORITIES & FIRE DEPARTMENT & THAT ALL SAFETY STANDARDS ARE MET THROUGHOUT.
 - ALL FIT-OUT CONTRACTORS & SPECIALISTS TO PREPARE FULL SHOP DRAWINGS WITH SPECIFIC REFERENCE TO SITE CONDITIONS FOR WHITE WATER DESIGN STUDIO APPROVAL PRIOR TO MANUFACTURE & INSTALLATION AS APPROPRIATE TO THEIR TASK.

KEY PLAN :



AMMENDMENTS :

S.NO.	REV.DATE	DESCRIPTION

DRAWING NO :

01

DRAWING TITLE :

CIVIL LAYOUT

LOCATION :

KFC- LVL FF 041-HYDERABAD

DATE : 19.01.2024

SCALE : NTS

DRN. BY : VIJETA

CHKD. BY : SHILPA

PROJECT :

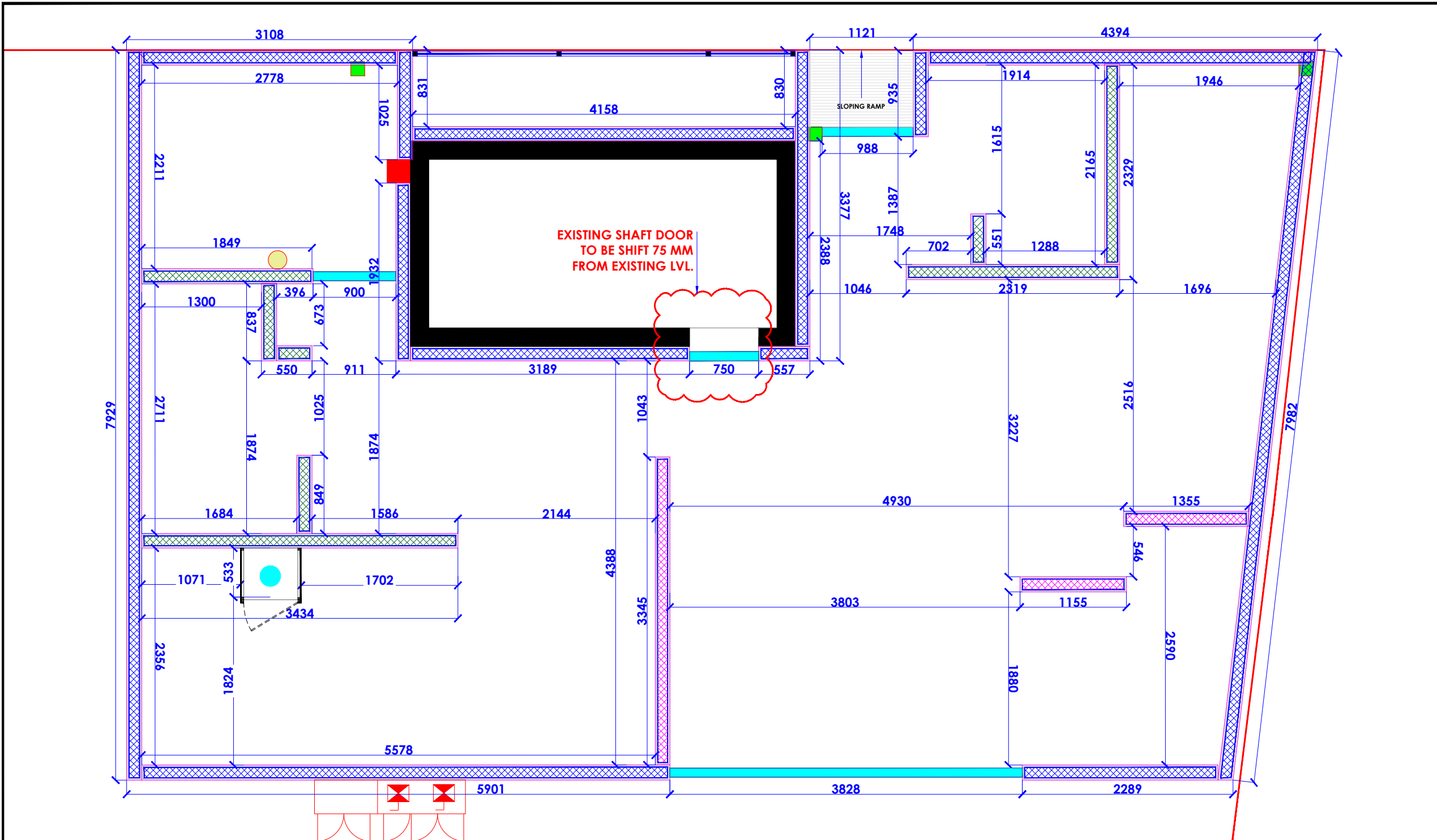
KFC- LVL FF 041-HYDERABAD

CLIENT :

TFS



HEAD OFFICE:-
 Anchorage, off Govandi Station Rd
 Near Amarnath Patil Ground, Govandi-(E)
 Mumbai 400 088
 TEL: +91 22 6740 7640.
 Email: studio@whitewaterdesign.in

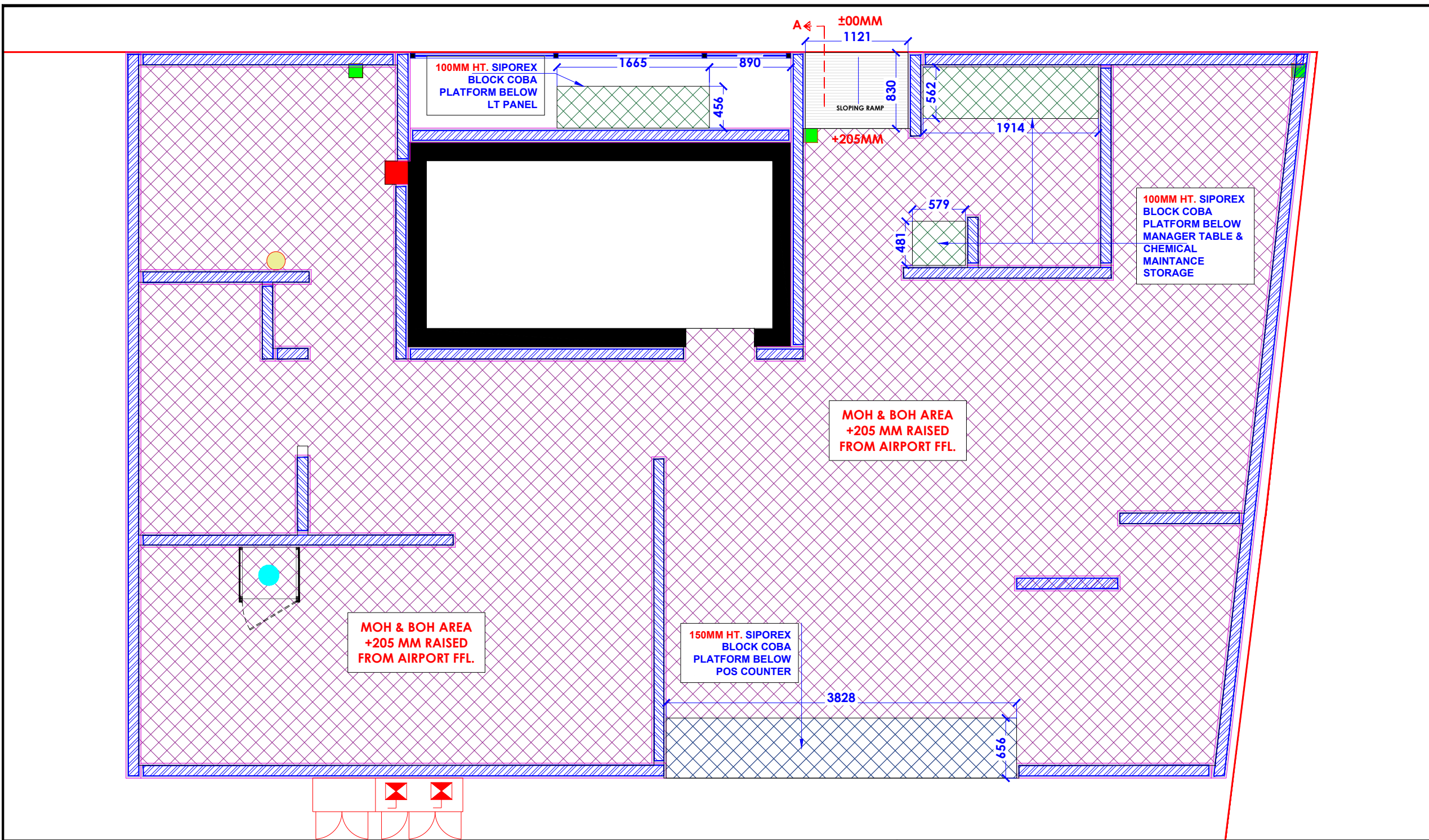


CIVIL LEGEND -

	100MM THK. 3875 MM HT. SIPOREX BLOCK WALL TO BE CONSTRUCTED FROM AIRPORT FFL. TILL MS STRUCTURE (BETWEEN KFC BOH & FOOD COURT)
	100MM THK. 2950 MM HT. SIPOREX BLOCK WALL TO BE CONSTRUCTED FROM AIRPORT FFL. (INTERNAL WALL)
	100MM THK. 2650 MM HT. SIPOREX BLOCK WALL TO BE CONSTRUCTED FROM AIRPORT FFL. (INTERNAL WALL)
	100MM THK. SIPOREX BLOCK BUND WALL TO BE CONSTRUCTED FROM AIRPORT FFL TO RAISED FLOOR LVL

NOTE:

ALL INTERNAL WALLS ARE INCLUDING PLASTER & TILE THICKNESS.



- NOTES :**
- THE COPYRIGHT OF THIS DRAWING REMAINS WITH WHITE WATER DESIGN STUDIO AND IT MAY NOT BE REPRODUCED IN ANY MANNER WITHOUT PRIOR WRITTEN CONSENT.
- FIGURED DIMENSIONS ARE TO BE USED IN PREFERENCE TO SCALED SIZES. ALL DIMENSIONS MUST BE CHECKED BEFORE COMMENCING WORK ON SITE.
 - THIS DRAWINGS TO BE READ IN CONJUNCTION WITH ALL OTHER RELEVANT DRAWINGS.
 - ALL PROPOSED WORKS TO BE CARRIED OUT IN ACCORDANCE WITH TECHNICAL SPECIFICATIONS AND SCHEDULES MENTIONED FOR INTERIOR WORKS.
 - READ THIS DRAWING IN CONJUNCTION WITH ALL CONSULTANTS' & SPECIALISTS' DRAWINGS, DETAILS, SCHEDULES & SPECIFICATIONS FOR :
 i. SPRINKLER INSTALLATION
 ii. AUTOMATIC FIRE DETECTION SYSTEMS
 iii. AIR CONDITIONING SYSTEM & DISTRIBUTION(HVAC)
 iv. EMERGENCY LIGHTING
 v. PRIMARY WIRING DESIGN & DISTRIBUTION
 - ALL WORK IS TO BE CARRIED OUT STRICTLY IN ACCORDANCE WITH IS STANDARDS (WHERE APPLICABLE) & BEST TRADE PRACTICES. ALL WORK MUST SATISFY THE REQUIREMENTS OF THE LOCAL AUTHORITIES.
 - WHITE WATER DESIGN STUDIO TO APPROVE ALL CONTRACTORS' SETTINGS OUT & ALL CO-ORDINATION SHOP DRAWINGS PRIOR TO ALL MANUFACTURERS, CONTRACTORS, INSTALLERS, & SPECIALISTS TO BE RESPONSIBLE FOR ENSURING THAT ALL OF THEIR COMMENCEMENT OF INSTALLATION
 - WORKS FULLY COMPLY WITH THE REQUIREMENTS OF THE LOCAL AUTHORITIES & FIRE DEPARTMENT & THAT ALL SAFETY STANDARDS ARE MET THROUGHOUT.
 - ALL FIT-OUT CONTRACTORS & SPECIALISTS TO PREPARE FULL SHOP DRAWINGS WITH SPECIFIC REFERENCE TO SITE CONDITIONS FOR WHITE WATER DESIGN STUDIO APPROVAL PRIOR TO MANUFACTURE & INSTALLATION AS APPROPRIATE TO THEIR TASK.



AMMENDMENTS :

S.NO.	REV.DATE	DESCRIPTION

DRAWING NO :
02

DRAWING TITLE :
RAISED FLOOR LAYOUT

LOCATION :
KFC- LVL FF 041-HYDERABAD

DATE : 05-02-2024
 SCALE : NTS
 DRN. BY : VIJETA
 CHKD. BY : SHILPA

PROJECT :
KFC- LVL FF 041-HYDERABAD

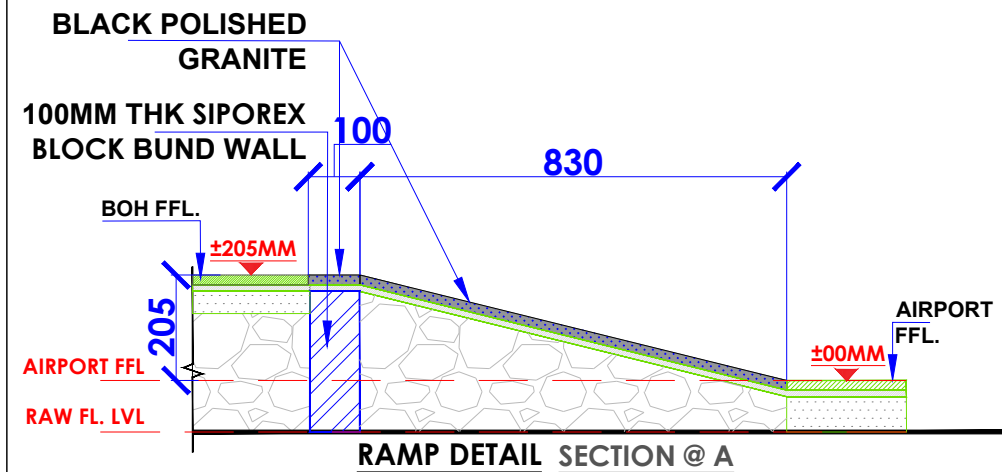
CLIENT :
TFS



HEAD OFFICE:-
 Anchorage, off Govandi Station Rd
 Near Amarnath Patil Ground, Govandi-(E)
 Mumbai 400 088
 TEL: +91 22 6740 7640.
 Email: studio@whitewaterdesign.in



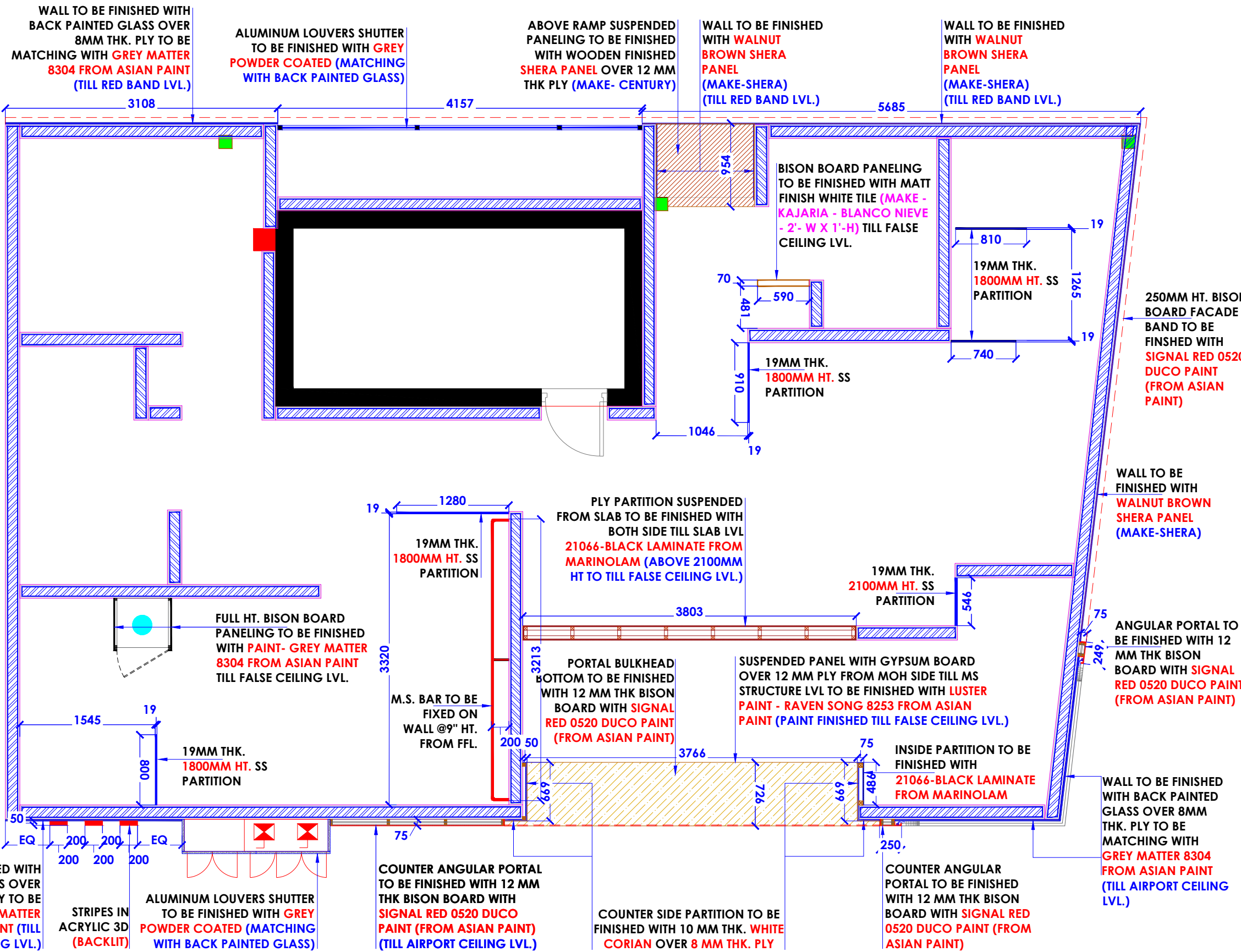
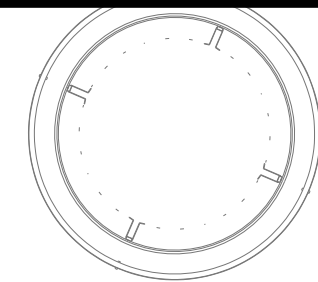
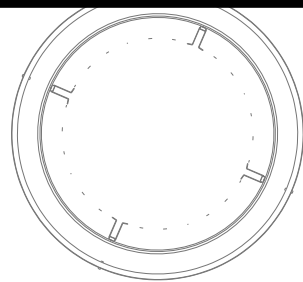
REFERENCE IMAGE FOR RAMP



RAISED FLOOR LEGEND -

- BOH AREA +205MM RAISED FROM AIRPORT FLOOR LVL.
- 150MM HT. SIPOREX BLOCK COBA PLATFORM FROM FFL FINISHED WITH KOTA TILE
- 100MM HT. SIPOREX BLOCK COBA PLATFORM FROM FFL FINISHED WITH KOTA TILE

NOTE:
ALL INTERNAL WALLS ARE INCLUDING PLASTER & TILE THICKNESS.



- NOTES :**
1. THE COPYRIGHT OF THIS DRAWING REMAINS WITH WHITE WATER DESIGN STUDIO AND IT MAY NOT BE REPRODUCED IN ANY MANNER WITHOUT PRIOR WRITTEN CONSENT.
 2. FIGURED DIMENSIONS ARE TO BE USED IN PREFERENCE TO SCALED SIZES. ALL DIMENSIONS MUST BE CHECKED BEFORE COMMENCING WORK ON SITE.
 3. THIS DRAWINGS TO BE READ IN CONJUNCTION WITH ALL OTHER RELEVANT DRAWINGS.
 4. ALL PROPOSED WORKS TO BE CARRIED OUT IN ACCORDANCE WITH TECHNICAL SPECIFICATIONS AND SCHEDULES MENTIONED FOR INTERIOR WORKS.
 5. READ THIS DRAWING IN CONJUNCTION WITH ALL CONSULTANTS' & SPECIALISTS' DRAWINGS, DETAILS, SCHEDULES & SPECIFICATIONS FOR :
 - i. SPRINKLER INSTALLATION
 - ii. AUTOMATIC FIRE DETECTION SYSTEMS
 - iii. AIR CONDITIONING SYSTEM & DISTRIBUTION (HVAC)
 - iv. EMERGENCY LIGHTING
 - v. PRIMARY WIRING DESIGN & DISTRIBUTION
 6. ALL WORK IS TO BE CARRIED OUT STRICTLY IN ACCORDANCE WITH IS STANDARDS (WHERE APPLICABLE) & BEST TRADE PRACTICES. ALL WORK MUST SATISFY THE REQUIREMENTS OF THE LOCAL AUTHORITIES.
 7. WHITE WATER DESIGN STUDIO TO APPROVE ALL CONTRACTORS' SETTINGS OUT & ALL CO-ORDINATION SHOP DRAWINGS PRIOR TO ALL MANUFACTURERS, CONTRACTORS, INSTALLERS & SPECIALISTS TO BE RESPONSIBLE FOR ENSURING THAT ALL OF THEIR COMMENCEMENT OF INSTALLATION.
 8. WORKS FULLY COMPLY WITH THE REQUIREMENTS OF THE LOCAL AUTHORITIES & FIRE DEPARTMENT & THAT ALL SAFETY STANDARDS ARE MET THROUGHOUT.
 9. ALL FIT-OUT CONTRACTORS & SPECIALISTS TO PREPARE FULL SHOP DRAWINGS WITH SPECIFIC REFERENCE TO SITE CONDITIONS FOR WHITE WATER DESIGN STUDIO APPROVAL PRIOR TO MANUFACTURE & INSTALLATION AS APPROPRIATE TO THEIR TASK.



AMMENDMENTS :

S.NO.	REV. DATE	DESCRIPTION

DRAWING NO :
03

DRAWING TITLE :
PARTITION LAYOUT

LOCATION :
KFC- LVL FF 041-HYDERABAD

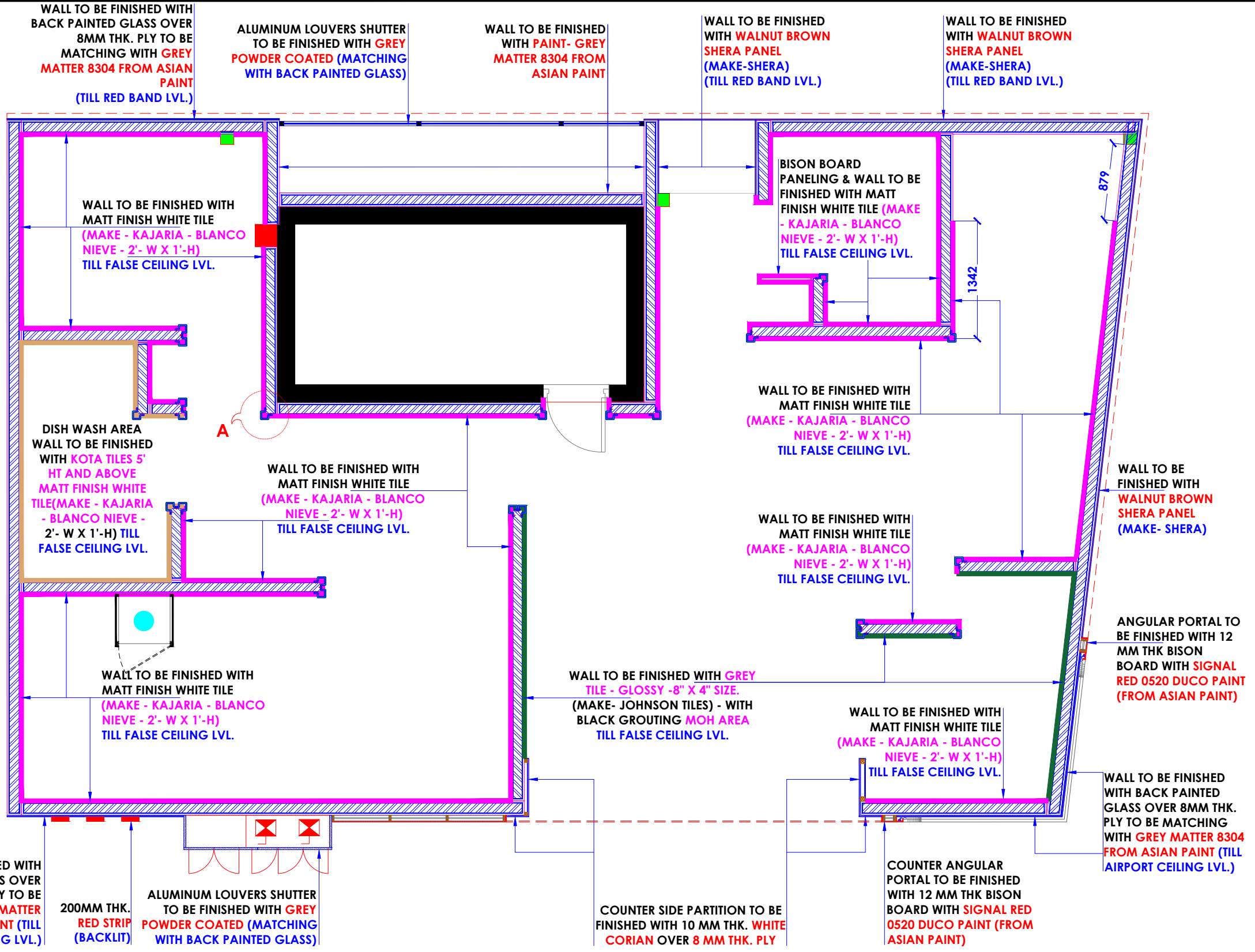
DATE : 05-02-2024
SCALE : NTS
DRN. BY : VIJETA
CHKD. BY :

PROJECT :
KFC- LVL FF 041-HYDERABAD

CLIENT :
TFS



HEAD OFFICE:-
Anchorage, off Govandi Station Rd
Near Amarnath Patil Ground, Govandi-(E)
Mumbai 400 088
TEL: +91 22 6740 7640.
Email: studio@whitewaterdesign.in



- NOTES :**
- THE COPYRIGHT OF THIS DRAWING REMAINS WITH WHITE WATER DESIGN STUDIO AND IT MAY NOT BE REPRODUCED IN ANY MANNER WITHOUT PRIOR WRITTEN CONSENT.
 - FIGURED DIMENSIONS ARE TO BE USED IN PREFERENCE TO SCALED SIZES. ALL DIMENSIONS MUST BE CHECKED BEFORE COMMENCING WORK ON SITE.
 - THIS DRAWINGS TO BE READ IN CONJUNCTION WITH ALL OTHER RELEVANT DRAWINGS.
 - ALL PROPOSED WORKS TO BE CARRIED OUT IN ACCORDANCE WITH TECHNICAL SPECIFICATIONS AND SCHEDULES MENTIONED FOR INTERIOR WORKS.
 - READ THIS DRAWING IN CONJUNCTION WITH ALL CONSULTANTS' & SPECIALISTS' DRAWINGS, DETAILS, SCHEDULES & SPECIFICATIONS FOR :
 i. SPRINKLER INSTALLATION
 ii. AUTOMATIC FIRE DETECTION SYSTEMS
 iii. AIR CONDITIONING SYSTEM & DISTRIBUTION (HVAC)
 iv. EMERGENCY LIGHTING
 v. PRIMARY WIRING DESIGN & DISTRIBUTION
 - ALL WORK IS TO BE CARRIED OUT STRICTLY IN ACCORDANCE WITH IS STANDARDS (WHERE APPLICABLE) & BEST TRADE PRACTICES. ALL WORK MUST SATISFY THE REQUIREMENTS OF THE LOCAL AUTHORITIES.
 - WHITE WATER DESIGN STUDIO TO APPROVE ALL CONTRACTORS' SETTINGS OUT & ALL CO-ORDINATION SHOP DRAWINGS PRIOR TO ALL MANUFACTURERS, CONTRACTORS, INSTALLERS & SPECIALISTS TO BE RESPONSIBLE FOR ENSURING THAT ALL OF THEIR COMMENCEMENT OF INSTALLATION
 - WORKS FULLY COMPLY WITH THE REQUIREMENTS OF THE LOCAL AUTHORITIES & FIRE DEPARTMENT & THAT ALL SAFETY STANDARDS ARE MET THROUGHOUT.
 - ALL FIT-OUT CONTRACTORS & SPECIALISTS TO PREPARE FULL SHOP DRAWINGS WITH SPECIFIC REFERENCE TO SITE CONDITIONS FOR WHITE WATER DESIGN STUDIO APPROVAL PRIOR TO MANUFACTURE & INSTALLATION AS APPROPRIATE TO THEIR TASK.



AMMENDMENTS :

S.NO.	REV.DATE	DESCRIPTION

DRAWING NO :
04

DRAWING TITLE :
WALL FINISH LAYOUT

LOCATION :
KFC- LVL FF 041-HYDERABAD


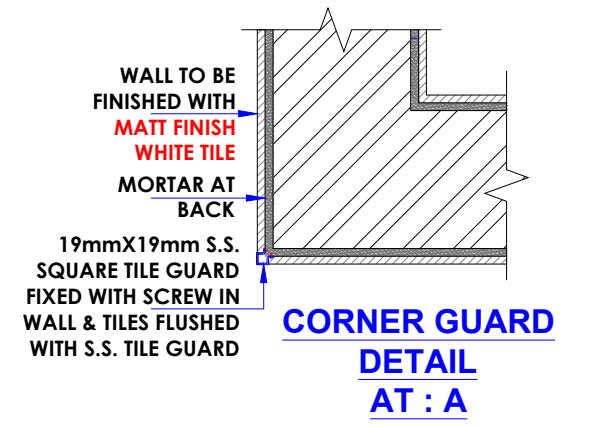
DATE : 05-02-2024
 SCALE : NTS
 DRN. BY : VIJETA
 CHKD. BY :

PROJECT :
KFC- LVL FF 041-HYDERABAD

CLIENT :
TFS



HEAD OFFICE:-
 Anchorage, off Govandi Station Rd
 Near Amarnath Patil Ground, Govandi-(E)
 Mumbai 400 088
 TEL: +91 22 6740 7640.
 Email: studio@whitewaterdesign.in



WALL TO BE FINISHED WITH BACK PAINTED GLASS OVER 8MM THK. PLY TO BE MATCHING WITH GREY MATTER 8304 FROM ASIAN PAINT (TILL AIRPORT CEILING LVL.)

200MM THK. RED STRIP (BACKLIT)

ALUMINUM LOUVERS SHUTTER TO BE FINISHED WITH GREY POWDER COATED (MATCHING WITH BACK PAINTED GLASS)

COUNTER SIDE PARTITION TO BE FINISHED WITH 10 MM THK. WHITE CORIAN OVER 8 MM THK. PLY

COUNTER ANGULAR PORTAL TO BE FINISHED WITH 12 MM THK BISON BOARD WITH SIGNAL RED 0520 DUCO PAINT (FROM ASIAN PAINT)

WALL TO BE FINISHED WITH BACK PAINTED GLASS OVER 8MM THK. PLY TO BE MATCHING WITH GREY MATTER 8304 FROM ASIAN PAINT (TILL AIRPORT CEILING LVL.)

WALL TO BE FINISHED WITH MATT FINISH WHITE TILE (MAKE - KAJARIA - BLANCO NIEVE - 2'- W X 1'-H) TILL FALSE CEILING LVL.

WALL TO BE FINISHED WITH MATT FINISH WHITE TILE (MAKE - KAJARIA - BLANCO NIEVE - 2'- W X 1'-H) TILL FALSE CEILING LVL.

WALL TO BE FINISHED WITH MATT FINISH WHITE TILE (MAKE - KAJARIA - BLANCO NIEVE - 2'- W X 1'-H) TILL FALSE CEILING LVL.

BISON BOARD PANELING & WALL TO BE FINISHED WITH MATT FINISH WHITE TILE (MAKE - KAJARIA - BLANCO NIEVE - 2'- W X 1'-H) TILL FALSE CEILING LVL.

WALL TO BE FINISHED WITH WALNUT BROWN SHERA PANEL (MAKE-SHERA) (TILL RED BAND LVL.)

WALL TO BE FINISHED WITH WALNUT BROWN SHERA PANEL (MAKE-SHERA) (TILL RED BAND LVL.)

WALL TO BE FINISHED WITH PAINT- GREY MATTER 8304 FROM ASIAN PAINT

ALUMINUM LOUVERS SHUTTER TO BE FINISHED WITH GREY POWDER COATED (MATCHING WITH BACK PAINTED GLASS)

WALL TO BE FINISHED WITH BACK PAINTED GLASS OVER 8MM THK. PLY TO BE MATCHING WITH GREY MATTER 8304 FROM ASIAN PAINT (TILL RED BAND LVL.)

WALL TO BE FINISHED WITH MATT FINISH WHITE TILE (MAKE - KAJARIA - BLANCO NIEVE - 2'- W X 1'-H) TILL FALSE CEILING LVL.

DISH WASH AREA WALL TO BE FINISHED WITH KOTA TILES 5' HT AND ABOVE MATT FINISH WHITE TILE (MAKE - KAJARIA - BLANCO NIEVE - 2'- W X 1'-H) TILL FALSE CEILING LVL.

WALL TO BE FINISHED WITH MATT FINISH WHITE TILE (MAKE - KAJARIA - BLANCO NIEVE - 2'- W X 1'-H) TILL FALSE CEILING LVL.

WALL TO BE FINISHED WITH MATT FINISH WHITE TILE (MAKE - KAJARIA - BLANCO NIEVE - 2'- W X 1'-H) TILL FALSE CEILING LVL.

WALL TO BE FINISHED WITH GREY TILE - GLOSSY - 8" X 4" SIZE. (MAKE- JOHNSON TILES) - WITH BLACK GROUTING MOH AREA TILL FALSE CEILING LVL.

WALL TO BE FINISHED WITH WALNUT BROWN SHERA PANEL (MAKE- SHERA)

ANGULAR PORTAL TO BE FINISHED WITH 12 MM THK BISON BOARD WITH SIGNAL RED 0520 DUCO PAINT (FROM ASIAN PAINT)

NOTES :

- THE COPYRIGHT OF THIS DRAWING REMAINS WITH WHITE WATER DESIGN STUDIO AND IT MAY NOT BE REPRODUCED IN ANY MANNER WITHOUT PRIOR WRITTEN CONSENT.
- FIGURED DIMENSIONS ARE TO BE USED IN PREFERENCE TO SCALED SIZES. ALL DIMENSIONS MUST BE CHECKED BEFORE COMMENCING WORK ON SITE.
 - THIS DRAWINGS TO BE READ IN CONJUNCTION WITH ALL OTHER RELEVANT DRAWINGS.
 - ALL PROPOSED WORKS TO BE CARRIED OUT IN ACCORDANCE WITH TECHNICAL SPECIFICATIONS AND SCHEDULES MENTIONED FOR INTERIOR WORKS.
 - READ THIS DRAWING IN CONJUNCTION WITH ALL CONSULTANTS' & SPECIALISTS' DRAWINGS, DETAILS, SCHEDULES & SPECIFICATIONS FOR :
 i. SPRINKLER INSTALLATION
 ii. AUTOMATIC FIRE DETECTION SYSTEMS
 iii. AIR CONDITIONING SYSTEM & DISTRIBUTION (HVAC)
 iv. EMERGENCY LIGHTING
 v. PRIMARY WIRING DESIGN & DISTRIBUTION
 - ALL WORK IS TO BE CARRIED OUT STRICTLY IN ACCORDANCE WITH IS STANDARDS (WHERE APPLICABLE) & BEST TRADE PRACTICES. ALL WORK MUST SATISFY THE REQUIREMENTS OF THE LOCAL AUTHORITIES.
 - WHITE WATER DESIGN STUDIO TO APPROVE ALL CONTRACTORS' SETTINGS OUT & ALL CO-ORDINATION SHOP DRAWINGS PRIOR TO ALL MANUFACTURERS, CONTRACTORS, INSTALLERS & SPECIALISTS TO BE RESPONSIBLE FOR ENSURING THAT ALL OF THEIR COMMENCEMENT OF INSTALLATION
 - WORKS FULLY COMPLY WITH THE REQUIREMENTS OF THE LOCAL AUTHORITIES & FIRE DEPARTMENT & THAT ALL SAFETY STANDARDS ARE MET THROUGHOUT.
 - ALL FIT-OUT CONTRACTORS & SPECIALISTS TO PREPARE FULL SHOP DRAWINGS WITH SPECIFIC REFERENCE TO SITE CONDITIONS FOR WHITE WATER DESIGN STUDIO APPROVAL PRIOR TO MANUFACTURE & INSTALLATION AS APPROPRIATE TO THEIR TASK.

KEY PLAN :



AMMENDMENTS :

S.NO.	REV.DATE	DESCRIPTION

DRAWING NO :

06

DRAWING TITLE :

EQUIPMENT DIMENSION LAYOUT

LOCATION :

KFC- LVL FF 041-HYDERABAD

DATE : 05-02-2024
 SCALE : NTS
 DRN. BY : VIJETA
 CHKD. BY :

PROJECT :

KFC- LVL FF
 041-HYDERABAD

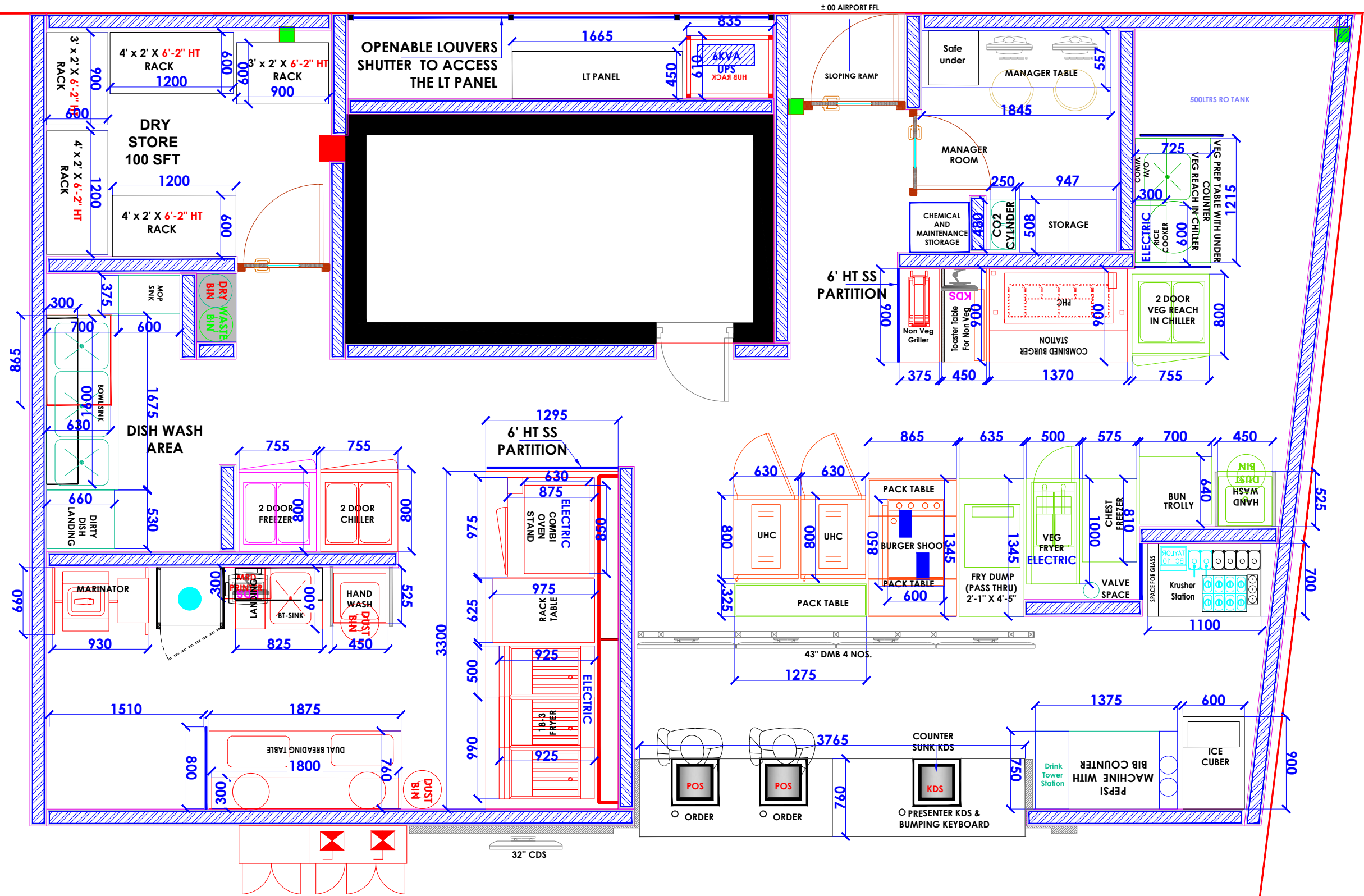
CLIENT :

TFS

WHITE WATER DESIGN STUDIO R



HEAD OFFICE:-
 Anchorage, off Govandi Station Rd
 Near Amarnath Patil Ground, Govandi-(E)
 Mumbai 400 088
 TEL: +91 22 6740 7640.
 Email: studio@whitewaterdesign.in



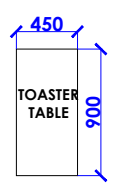
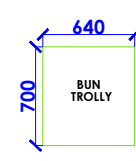
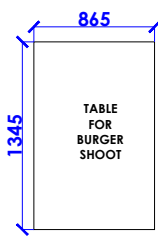
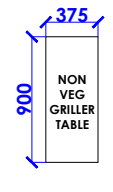
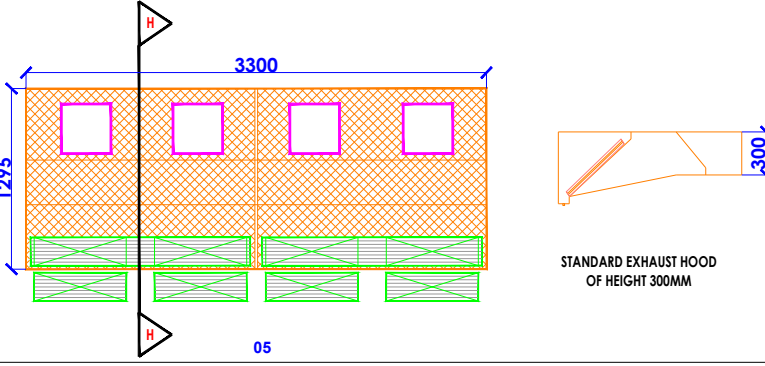
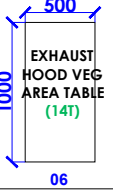
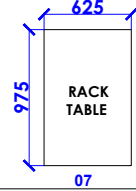
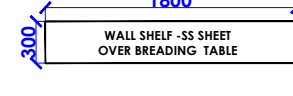
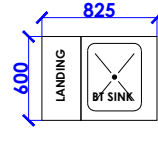
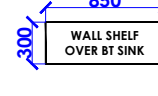
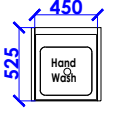

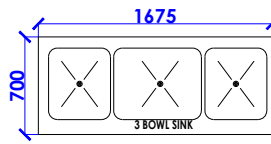
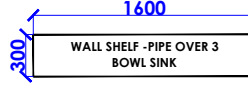
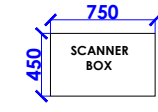
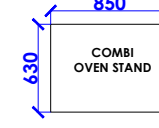
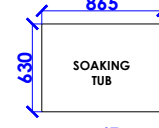
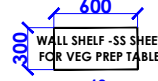

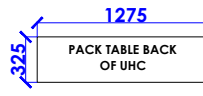
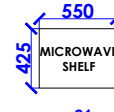
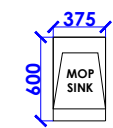
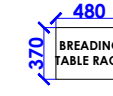
± 00 AIRPORT FFL

6' HT SS PARTITION

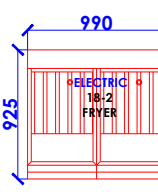
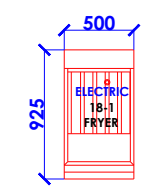
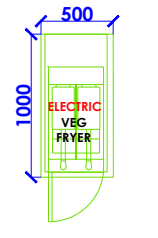
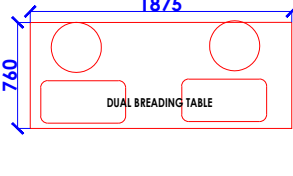
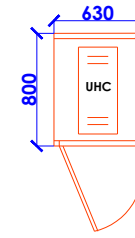

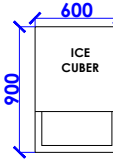


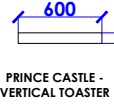
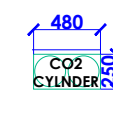
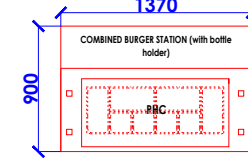
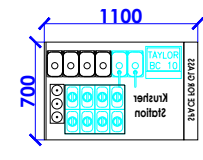
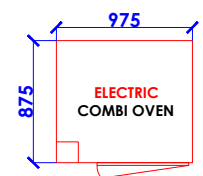
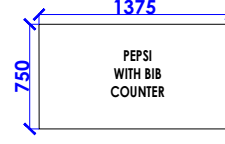
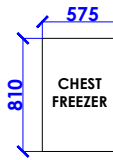
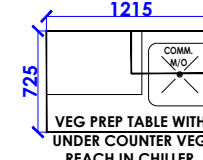
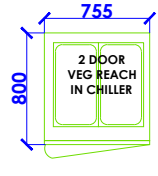
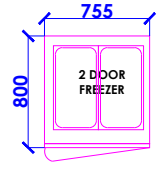
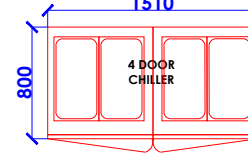
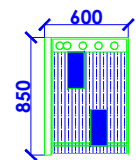
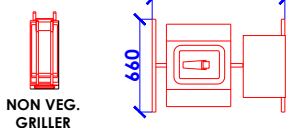
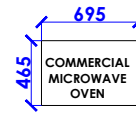

32" CDS

43" DMB 4 NOS.

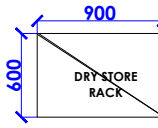
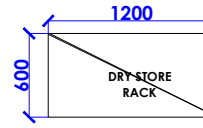
SS DEAD EQUIPMENT LEGEND

 01	 02	 03	 04	 05		
<p>TOASTER TABLE : 1 NOS. WITH SS PARTITION 450 X 900 X 800MM HT.</p> <p>BUN TROLLEY : 01 NOS. 640 X 700 X 1600MM HT.</p> <p>TABLE FOR BURGER SHOOT : 01 NOS. 865 X 1345 X 800MM HT.</p> <p>NON VEG GRILLER TABLE : 01 NOS. 375 X 900MM</p> <p>ANSUL HOOD (FIRE SUPPRESSION SYSTEM) STANDARD EXHAUST HOOD NON VEG AREA: 01 NOS. 3300 X 1295 X 300MM HT</p>						
 06	 07	 08	 09	 10	 11	 12
<p>EXHAUST HOOD VEG AREA : 01 NOS. 500 X 1000MM</p> <p>RACK TABLE : 01 NOS. 625 X 975MM</p> <p>WALL SHELF BREEDING TABLE : 01 NOS. 1800 X 300</p> <p>BT SINK : 01 NOS. (LHS LANDING) 825 X 600 X 800MM HT.</p> <p>WALL SHELF OVER BT SINK : 01 NOS. 850 X 300MM</p> <p>HAND WASH SINK (WALL MOUNTED) : 02 NOS. 450 X 525 X 350MM HT.</p> <p>DIRTY DISH LANDING : 01 NOS. 530 X 660 X 1775MM HT.</p>						
 13	 14	 15	 16	 17	 18	
<p>3 BOWL SINK : 01 NOS. 1675 X 700 X 800MM HT.</p> <p>WALL SHELF OVER 3 BOWL SINK : 01 NOS. 1600 X 300MM</p> <p>SCANNER BOX : 01 NOS. 750 X 450 X 380MM HT.</p> <p>COMBI OVEN STAND : 01 NOS. 850 X 630 X 790MM HT.</p> <p>SOAKING TUB : 01 NOS. 865 X 630MM</p> <p>SS WALL SHELF FOR VEG PREP TABLE : 01 NOS. 600 X 300MM</p>						
 19	 20	 21	 23	 24		
<p>DRINK TOWER STATION : 01 NOS. 355 X 610 X 812MM HT.</p> <p>PACK TABLE : 01 NOS. 1275 X 325 X 800MM HT.</p> <p>MICROWAVE SHELF: 01 NOS. 550 X 425MM</p> <p>MOP SINK : 01 NOS. 375 X 600MM</p> <p>BREEDING TABLE RACK : 02 NOS. 480 X 370 X 400MM HT.</p>						

LIVE EQUIPMENT LEGEND

 01 NOS.	 01 NOS.	 14: 01 NOS.	 01 NOS.	 02 NOS. LHS SIDE DOOR	 01 NOS.	
<p>ELECTRIC 18 - 2 FRYER : 01 NOS. 990 X 925MM</p> <p>ELECTRIC 18 - 1 FRYER : 01 NOS. 500 X 925MM</p> <p>ELECTRIC VEG FRYER 14: 01 NOS.</p> <p>DUAL BREEDING TABLE : 01 NOS. 1875 X 760MM</p> <p>UHC : 02 NOS. LHS SIDE DOOR 630 X 800MM</p> <p>FRY DUMP PASS THRU: 01 NOS. 635 X 1345MM</p>						
 01 NOS.	 01 NOS.	 01 NOS.	 01 NOS.	 01 NOS.	 01 NOS.	 01 NOS.
<p>ICE CUBER: 01 NOS. 600 X 900MM</p> <p>TAYLOR BC 10 : 01 NOS. 250 X 225MM</p> <p>ELECTRIC RICE COOKER : 01 NOS.</p> <p>PRINCE CASTLE VERTICAL TOASTER : 01 NOS. 600 X 75MM</p> <p>CO2 CYLINDER : 01 NOS. 480 X 250MM</p> <p>COMBINED BURGER STATION : 01 NOS. 1370 X 900MM</p> <p>KRUSHER STATION : 01 NOS. 1100 X 700MM</p>						
 01 NOS.	 01 NOS.	 01 NOS.	 01 NOS.	 02 NOS. RHS HINGES	 01 NOS. RHS HINGES	
<p>ELECTRIC COMBI OVEN : 01 NOS. 975 X 875MM</p> <p>PEPSI MACHINE WITH BIB COUNTER : 01 NOS. 1375 X 750MM</p> <p>CHEST FREEZER : 01 NOS. 575 X 810MM</p> <p>VEG PREP TABLE : 01 NOS. RHS SINK 1215 X 725MM</p> <p>2 DOOR VEG CHILLER : 02 NOS. RHS HINGES</p> <p>2 DOOR VEG FREEZER : 01 NOS. RHS HINGES</p>						
 01 NOS.	 01 NOS.	 01 NOS.	 01 NOS.	 01 NOS.		
<p>4 DOOR VEG CHILLER : 01 NOS.</p> <p>BURGER SHOOT : 01 NOS.</p> <p>NON VEG GRILLER: 01 NOS.</p> <p>MARINATOR :01 NOS 950 X 660MM</p> <p>COMMERCIAL MICROWAVE OVEN : 01 NOS. 695 X 465MM</p> <p>ELECTRONIC WEIGHING SCALE : 01 NOS.</p> <p>PHC : 01 NOS 1175 X 450MM</p>						

MISC INVENTORY

 02 NOS.	 03 NOS.
<p>DRY STORE RACK : 02 NOS. 900 X 600 X 1850MM HT.</p> <p>DRY STORE RACK : 03 NOS. 1200 X 600 X 1850MM HT.</p>	

NOTES :
THE COPYRIGHT OF THIS DRAWING REMAINS WITH WHITE WATER DESIGN STUDIO AND IT MAY NOT BE REPRODUCED IN ANY WHICH MANNER WITHOUT PRIOR WRITTEN CONSENT.

- FIGURED DIMENSIONS ARE TO BE USED IN PREFERENCES TO SCALED SIZES. ALL DIMENSIONS MUST BE CHECKED BEFORE COMMENCING WORK ON SITE.
- THIS DRAWINGS TO BE READ IN CONJUNCTION WITH ALL OTHER RELEVANT DRAWINGS.
- ALL PROPOSED WORKS TO BE CARRIED OUT IN ACCORDANCE WITH TECHNICAL SPECIFICATIONS AND SCHEDULES MENTIONED FOR INTERIOR WORKS.
- ALL WORK IS TO BE CARRIED OUT STRICTLY IN ACCORDANCE WITH ISI STANDARDS (WHERE APPLICABLE) & BEST TRADE PRACTICES. ALL WORK MUST SATISFY THE REQUIREMENTS OF THE LOCAL AUTHORITIES.
- WHITE WATER DESIGN STUDIO TO APPROVE ALL CONTRACTORS' SETTINGS OUT & ALL CO-ORDINATION SHOP DRAWINGS PRIOR TO ALL MANUFACTURERS, CONTRACTORS, INSTALLERS & SPECIALISTS TO BE RESPONSIBLE FOR ENSURING THAT ALL OF THEIR COMMENCEMENT OF INSTALLATION
- WORKS FULLY COMPLY WITH THE REQUIREMENTS OF THE LOCAL AUTHORITIES & FIRE DEPARTMENT & THAT ALL SAFETY STANDARDS ARE MET THROUGHOUT.
- ALL FIT-OUT CONTRACTORS & SPECIALISTS TO PREPARE FULL SHOP DRAWINGS WITH SPECIFIC REFERENCE TO SITE CONDITIONS FOR WHITE WATER DESIGN STUDIO APPROVAL PRIOR TO MANUFACTURE & INSTALLATION AS APPROPRIATE TO THEIR TASK.

KEY PLAN :



AMMENDMENTS :

S.NO.	REV. DATE	DESCRIPTION

DRAWING TITLE :
EQUIPMENT LEGEND

DRAWING NO :
07

DATE : 05-02-2024
SCALE : AS STATED
DRN. BY : VIJETA
CHKD. BY : SHILPA

LOCATION :
KFC- LVL FF 041-HYDERABAD

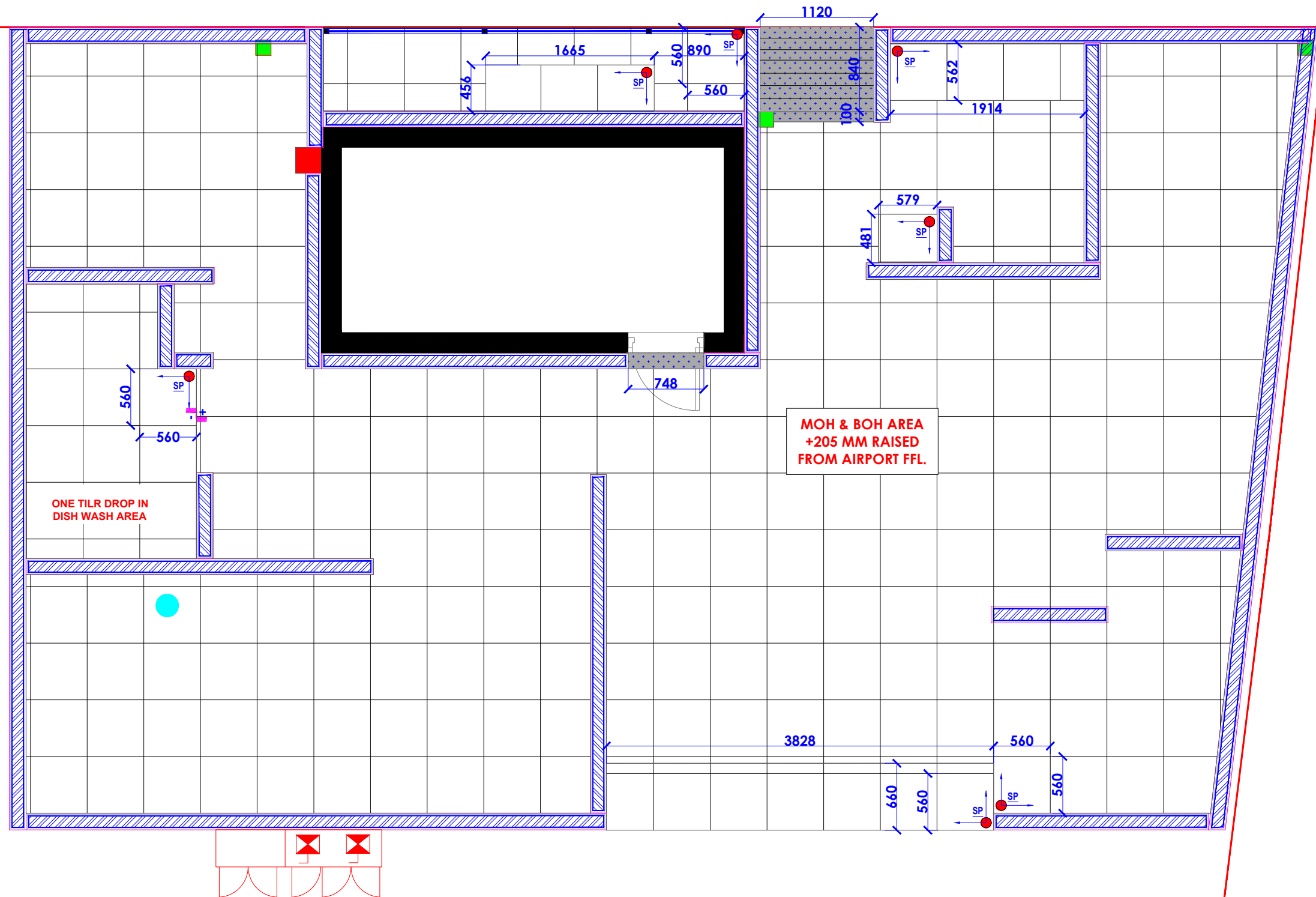
PROJECT :
KFC- LVL FF 041-HYDERABAD

CLIENT :
TFS

WHITE WATER R
DESIGN STUDIO

WW

HEAD OFFICE:-
Anchorage, off Govandi Station Rd
Near Amarnath Patil Ground, Govandi-(E)
Mumbai 400 088
TEL: +91 22 6740 7640.
Email: studio@whitewaterdesign.in



- NOTES :**
1. FIGURED DIMENSIONS ARE TO BE USED IN PREFERENCE TO SCALED SIZES. ALL DIMENSIONS MUST BE CHECKED BEFORE COMMENCING WORK ON SITE.
 2. THIS DRAWINGS TO BE READ IN CONJUNCTION WITH ALL OTHER RELEVANT DRAWINGS.
 3. ALL PROPOSED WORKS TO BE CARRIED OUT IN ACCORDANCE WITH TECHNICAL SPECIFICATIONS AND SCHEDULES MENTIONED FOR INTERIOR WORKS.
 4. READ THIS DRAWING IN CONJUNCTION WITH ALL CONSULTANTS' & SPECIALISTS' DRAWINGS, DETAILS, SCHEDULES & SPECIFICATIONS FOR :
 i. SPRINKLER INSTALLATION
 ii. AUTOMATIC FIRE DETECTION SYSTEMS
 iii. AIR CONDITIONING SYSTEM & DISTRIBUTION (HVAC)
 iv. EMERGENCY LIGHTING
 v. PRIMARY WIRING DESIGN & DISTRIBUTION
 5. ALL WORK IS TO BE CARRIED OUT STRICTLY IN ACCORDANCE WITH IS STANDARDS (WHERE APPLICABLE) & BEST TRADE PRACTICES. ALL WORK MUST SATISFY THE REQUIREMENTS OF THE LOCAL AUTHORITIES.
 6. WHITE WATER DESIGN STUDIO TO APPROVE ALL CONTRACTORS' SETTINGS OUT & ALL CO-ORDINATION SHOP DRAWINGS PRIOR TO ALL MANUFACTURERS, CONTRACTORS, INSTALLERS & SPECIALISTS TO BE RESPONSIBLE FOR ENSURING THAT ALL OF THEIR COMMENCEMENT OF INSTALLATION
 7. WORKS FULLY COMPLY WITH THE REQUIREMENTS OF THE LOCAL AUTHORITIES & FIRE DEPARTMENT & THAT ALL SAFETY STANDARDS ARE MET THROUGHOUT.
 8. ALL FIT-OUT CONTRACTORS & SPECIALISTS TO PREPARE FULL SHOP DRAWINGS WITH SPECIFIC REFERENCE TO SITE CONDITIONS FOR WHITE WATER DESIGN STUDIO APPROVAL PRIOR TO MANUFACTURE & INSTALLATION AS APPROPRIATE TO THEIR TASK.



AMMENDMENTS :

S.NO.	REV.DATE	DESCRIPTION

DRAWING NO :
08

DRAWING TITLE :
FLOORING LAYOUT

LOCATION :
KFC- LVL FF 041-HYDERABAD

DATE : 05-02-2024
 SCALE : NTS
 DRN. BY : VIJETA
 CHKD. BY :

PROJECT :
KFC- LVL FF 041-HYDERABAD

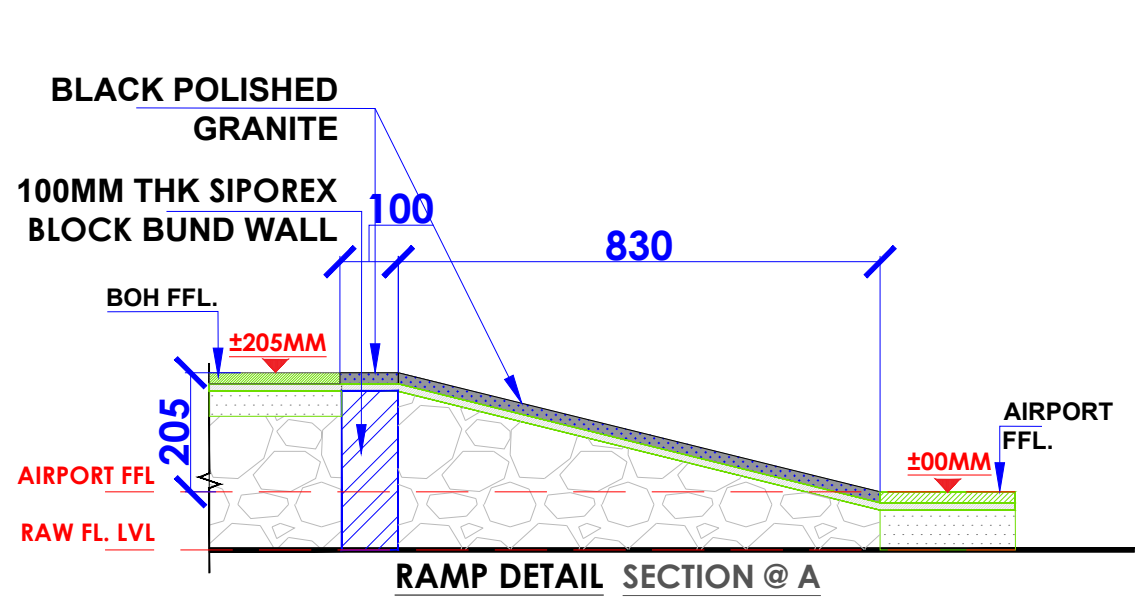
CLIENT :
TFS



HEAD OFFICE:-
 Anchorage, off Govandi Station Rd
 Near Amarnath Patil Ground, Govandi-(E)
 Mumbai 400 088
 TEL: +91 22 6740 7640.
 Email: studio@whitewaterdesign.in



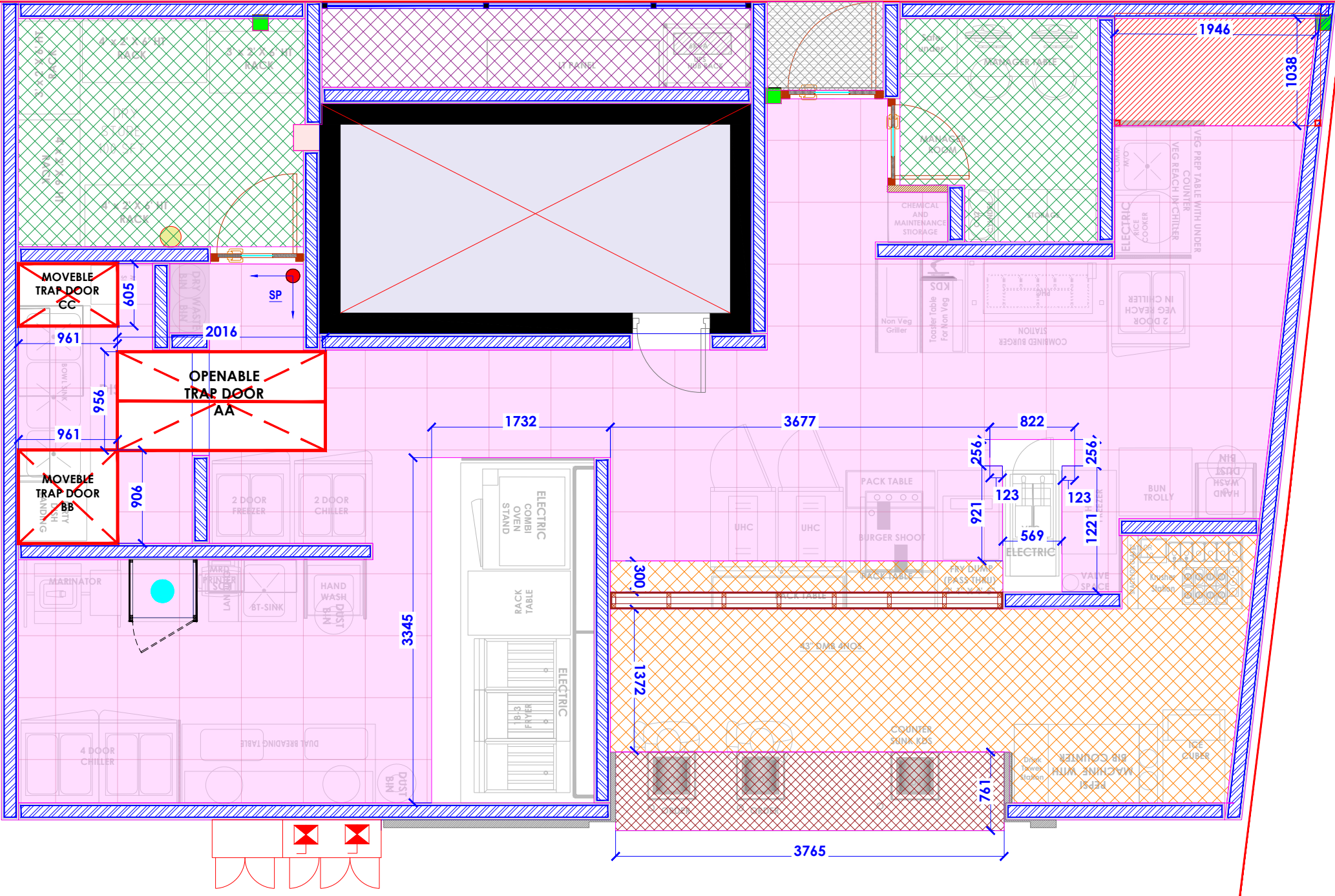
REFERANCE IMAGE FOR RAMP



LEGEND - FLOORING

	KOTA STONE TILE IN BOH AREA (SIZE: 1'-10" X 1'-10)
	BLACK POLISHED GRANITE (FOR RAMP)

FIGURED DIMENSIONS ARE TO BE USED IN PREFERENCE TO SCALED SIZES. ALL DIMENSIONS MUST BE CHECKED BEFORE COMMENCING WORK ON SITE.



- NOTES :**
- FIGURED DIMENSIONS ARE TO BE USED IN PREFERENCE TO SCALED SIZES. ALL DIMENSIONS MUST BE CHECKED BEFORE COMMENCING WORK ON SITE.
 - THIS DRAWINGS TO BE READ IN CONJUNCTION WITH ALL OTHER RELEVANT DRAWINGS.
 - ALL PROPOSED WORKS TO BE CARRIED OUT IN ACCORDANCE WITH TECHNICAL SPECIFICATIONS AND SCHEDULES MENTIONED FOR INTERIOR WORKS.
 - READ THIS DRAWING IN CONJUNCTION WITH ALL CONSULTANTS' & SPECIALISTS' DRAWINGS, DETAILS, SCHEDULES & SPECIFICATIONS FOR :
 i. SPRINKLER INSTALLATION
 ii. AUTOMATIC FIRE DETECTION SYSTEMS
 iii. AIR CONDITIONING SYSTEM & DISTRIBUTION (HVAC)
 iv. EMERGENCY LIGHTING
 v. PRIMARY WIRING DESIGN & DISTRIBUTION
 - ALL WORK IS TO BE CARRIED OUT STRICTLY IN ACCORDANCE WITH IS STANDARDS (WHERE APPLICABLE) & BEST TRADE PRACTICES. ALL WORK MUST SATISFY THE REQUIREMENTS OF THE LOCAL AUTHORITIES.
 - WHITE WATER DESIGN STUDIO TO APPROVE ALL CONTRACTORS' SETTINGS OUT & ALL CO-ORDINATION SHOP DRAWINGS PRIOR TO ALL MANUFACTURERS, CONTRACTORS, INSTALLERS & SPECIALISTS TO BE RESPONSIBLE FOR ENSURING THAT ALL OF THEIR COMMENCEMENT OF INSTALLATION
 - WORKS FULLY COMPLY WITH THE REQUIREMENTS OF THE LOCAL AUTHORITIES & FIRE DEPARTMENT & THAT ALL SAFETY STANDARDS ARE MET THROUGHOUT.
 - ALL FIT-OUT CONTRACTORS & SPECIALISTS TO PREPARE FULL SHOP DRAWINGS WITH SPECIFIC REFERENCE TO SITE CONDITIONS FOR WHITE WATER DESIGN STUDIO APPROVAL PRIOR TO MANUFACTURE & INSTALLATION AS APPROPRIATE TO THEIR TASK.



AMMENDMENTS :

S.NO.	REV.DATE	DESCRIPTION

DRAWING NO :
09

DRAWING TITLE :
FALSE CEILING LAYOUT

LOCATION :
KFC- LVL FF 041-HYDERABAD

DATE : 05-02-2024
 SCALE : NTS
 DRN. BY : VIJETA
 CHKD. BY :

PROJECT :
KFC- LVL FF
041-HYDERABAD

CLIENT :
TFS



HEAD OFFICE:-
 Anchorage, off Govandi Station Rd
 Near Amarnath Patil Ground, Govandi-(E)
 Mumbai 400 088
 TEL: +91 22 6740 7640.
 Email: studio@whitewaterdesign.in

CEILING LEGEND -

	BISON BOARD CEILING TO BE FINISHED WITH RED DUCO PAINT @ 2650MM HT. FROM AIRPORT FFL. (ABOVE COUNTER)
	GYPSUM CEILING TO BE FINISHED WITH LUSTER PAINT @ 2800M HT. FROM AIRPORT FFL. (0765 MORNING GLORY FROM ASIAN PAINT)-MOH AREA
	GYPSUM CEILING TO BE FINISHED WITH LUSTER PAINT @ 2500MM HT. FROM AIRPORT FFL. (0765 MORNING GLORY FROM ASIAN PAINT)-MANAGER & DRY STORE AREA
	GYPSUM CEILING TO BE FINISHED WITH LUSTER PAINT @2750MM HT. FROM AIRPORT FFL. (0765 MORNING GLORY FROM ASIAN PAINT)-(LT PANEL AREA)
	SHERA PANEL PANELING @2650 MM HT. FROM AIRPORT FFL. (ABOVE RAMP)
	METAL GRID CEILING @ 2355MM HT. FROM AIRPORT FFL. (FOR BOH AREA)
	GYPSUM CEILING TO BE FINISHED WITH LUSTER PAINT @2700MM HT. FROM AIRPORT FFL. (0765 MORNING GLORY FROM ASIAN PAINT)-(MS LOFT AREA)

NOTES :

- 1. FIGURED DIMENSIONS ARE TO BE USED IN PREFERENCE TO SCALED SIZES. ALL DIMENSIONS MUST BE CHECKED BEFORE COMMENCING WORK ON SITE.
- 2. THIS DRAWINGS TO BE READ IN CONJUNCTION WITH ALL OTHER RELEVANT DRAWINGS.
- 3. ALL PROPOSED WORKS TO BE CARRIED OUT IN ACCORDANCE WITH TECHNICAL SPECIFICATIONS AND SCHEDULES MENTIONED FOR INTERIOR WORKS.
- 4. READ THIS DRAWING IN CONJUNCTION WITH ALL CONSULTANTS' & SPECIALISTS' DRAWINGS, DETAILS, SCHEDULES & SPECIFICATIONS FOR:
 - i. SPRINKLER INSTALLATION
 - ii. AUTOMATIC FIRE DETECTION SYSTEMS
 - iii. AIR CONDITIONING SYSTEM & DISTRIBUTION (HVAC)
 - iv. EMERGENCY LIGHTING
 - v. PRIMARY WIRING DESIGN & DISTRIBUTION
- 5. ALL WORK IS TO BE CARRIED OUT STRICTLY IN ACCORDANCE WITH IS STANDARDS (WHERE APPLICABLE) & BEST TRADE PRACTICES. ALL WORK MUST SATISFY THE REQUIREMENTS OF THE LOCAL AUTHORITIES.
- 6. WHITE WATER DESIGN STUDIO TO APPROVE ALL CONTRACTORS' SETTINGS OUT & ALL CO-ORDINATION SHOP DRAWINGS PRIOR TO ALL MANUFACTURERS, CONTRACTORS, INSTALLERS & SPECIALISTS TO BE RESPONSIBLE FOR ENSURING THAT ALL OF THEIR COMMENCEMENT OF INSTALLATION
- 7. WORKS FULLY COMPLY WITH THE REQUIREMENTS OF THE LOCAL AUTHORITIES & FIRE DEPARTMENT & THAT ALL SAFETY STANDARDS ARE MET THROUGHOUT.
- 8. ALL FIT-OUT CONTRACTORS & SPECIALISTS TO PREPARE FULL SHOP DRAWINGS WITH SPECIFIC REFERENCE TO SITE CONDITIONS FOR WHITE WATER DESIGN STUDIO APPROVAL PRIOR TO MANUFACTURE & INSTALLATION AS APPROPRIATE TO THEIR TASK.

KEY PLAN :



AMMENDMENTS :

S.NO.	REV.DATE	DESCRIPTION

DRAWING NO :

10

DRAWING TITLE :

LIGHTING LAYOUT

LOCATION :

KFC- LVL FF 041-HYDERABAD

DATE : 05-02-2024
 SCALE : NTS
 DRN. BY : VIJETA
 CHKD. BY :

PROJECT :

KFC- LVL FF 041-HYDERABAD

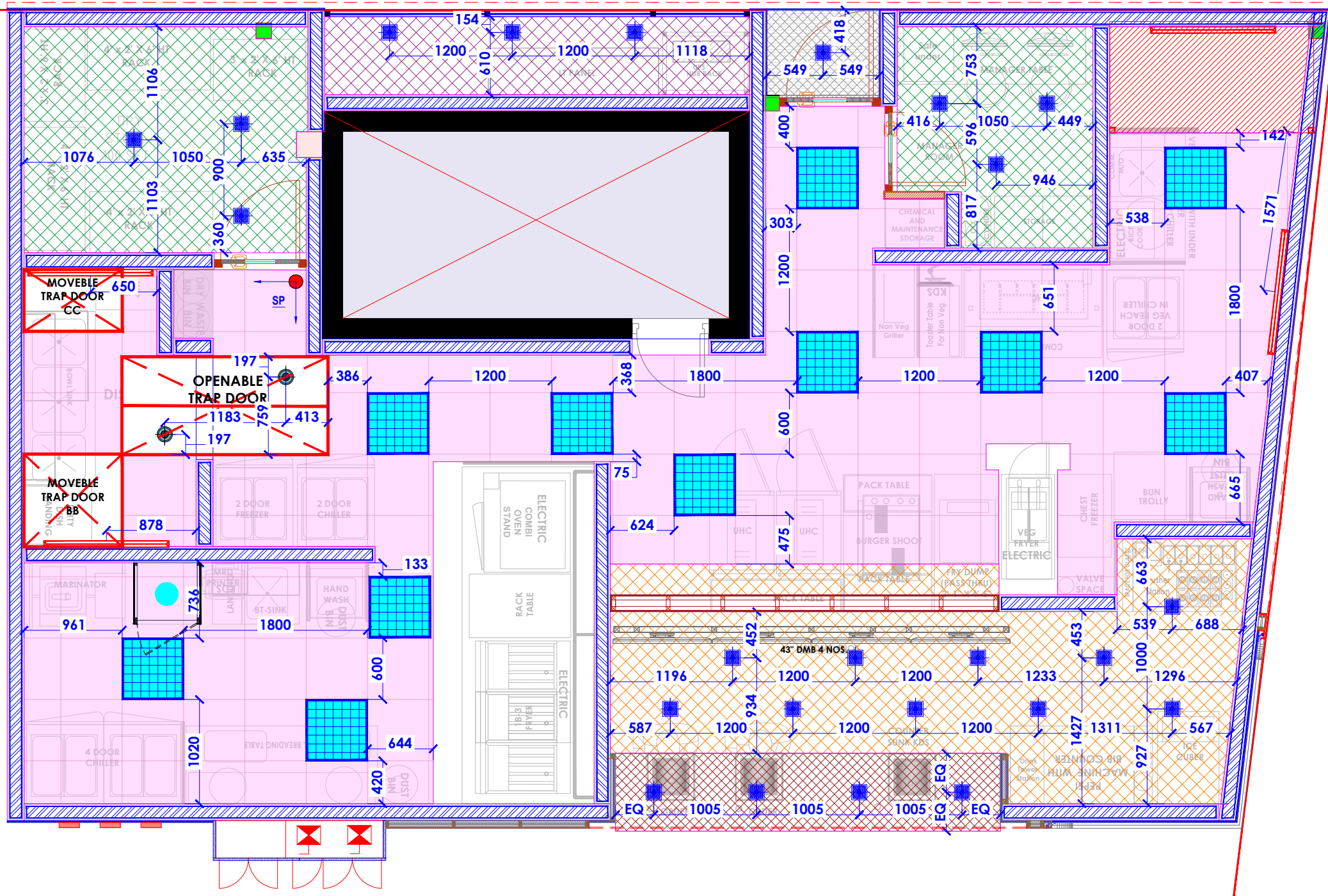
CLIENT :

TFS

WHITE WATER R
DESIGN STUDIO



HEAD OFFICE:-
 Anchorage, off Govandi Station Rd
 Near Amarnath Patil Ground, Govandi-(E)
 Mumbai 400 088
 TEL: +91 22 6740 7640.
 Email: studio@whitewaterdesign.in

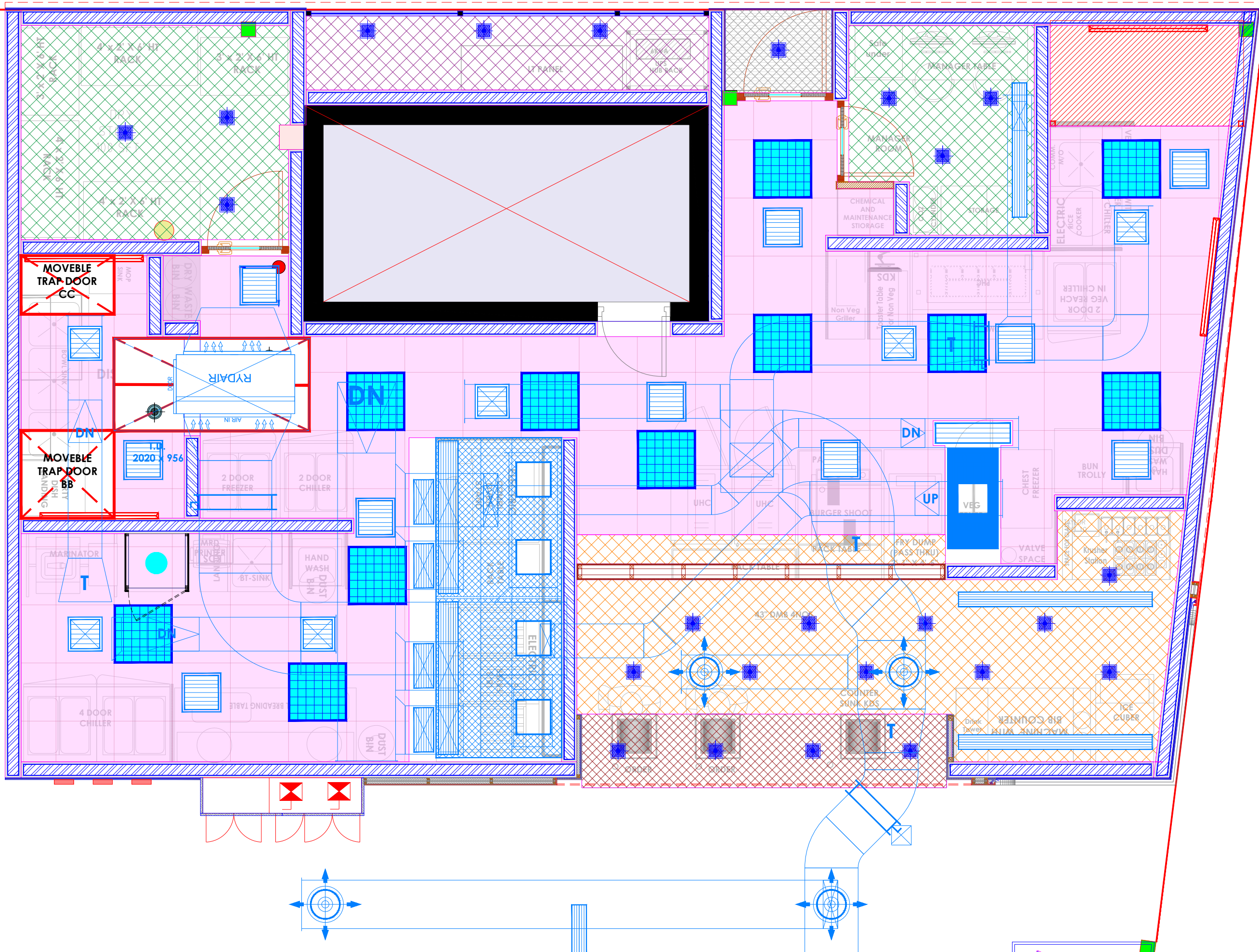


CEILING LEGEND -

	BISON BOARD CEILING TO BE FINISHED WITH RED DUCO PAINT @ 2650MM HT. FROM AIRPORT FFL. (ABOVE COUNTER)
	GYPSUM CEILING TO BE FINISHED WITH LUSTER PAINT @ 2800MM HT. FROM AIRPORT FFL. (0765 MORNING GLORY FROM ASIAN PAINT)-MOH AREA
	GYPSUM CEILING TO BE FINISHED WITH LUSTER PAINT @ 2500MM HT. FROM AIRPORT FFL. (0765 MORNING GLORY FROM ASIAN PAINT)-MANAGER & DRY STORE AREA
	GYPSUM CEILING TO BE FINISHED WITH LUSTER PAINT @2750MM HT. FROM AIRPORT FFL. (0765 MORNING GLORY FROM ASIAN PAINT)-(LT PANEL AREA)
	SHERA PANEL PANELING @2650 MM HT. FROM AIRPORT FFL. (ABOVE RAMP)
	METAL GRID CEILING @ 2355MM HT. FROM AIRPORT FFL. (FOR BOH AREA)
	GYPSUM CEILING TO BE FINISHED WITH LUSTER PAINT @2700MM HT. FROM AIRPORT FFL. (0765 MORNING GLORY FROM ASIAN PAINT)-(MS LOFT AREA)

LIGHTING LEGEND -

		COLOUR CODE	TEMP.	QTY
	15 W LED SQAURE DOWN LITE CONCEALED - 6000K WHITE FINISH (FOR MOH, MANAGER ROOM, DRY STORE, LT PANEL AREA & RAMP AREA)	COOL WHITE	6000K	24
	2*2 LED 36W CONCEALED RECESSED MIRROR OPTIC (BOH AREA)	COOL WHITE	4000K	11
	AN-2007 15 W,6000K LED CIRCULAR CONCEALED FITTING IN BLACK FIXTURE (FIXED IN TRAP DOOR AT BOH AREA)	COOL WHITE	4000K	02
	4FT LED TUBE LIGHT- 6000K WALL MOUNTED (FOR BOH AREA)	COOL WHITE	6000K	04
	12W INDIRECT LED STRIP LIGHT	WARM WHITE	2700K	105



- NOTES :**
- FIGURED DIMENSIONS ARE TO BE USED IN PREFERENCE TO SCALED SIZES. ALL DIMENSIONS MUST BE CHECKED BEFORE COMMENCING WORK ON SITE.
 - THIS DRAWINGS TO BE READ IN CONJUNCTION WITH ALL OTHER RELEVANT DRAWINGS.
 - ALL PROPOSED WORKS TO BE CARRIED OUT IN ACCORDANCE WITH TECHNICAL SPECIFICATIONS AND SCHEDULES MENTIONED FOR INTERIOR WORKS.
 - READ THIS DRAWING IN CONJUNCTION WITH ALL CONSULTANTS' & SPECIALISTS' DRAWINGS, DETAILS, SCHEDULES & SPECIFICATIONS FOR :
 i. SPRINKLER INSTALLATION
 ii. AUTOMATIC FIRE DETECTION SYSTEMS
 iii. AIR CONDITIONING SYSTEM & DISTRIBUTION (HVAC)
 iv. EMERGENCY LIGHTING
 v. PRIMARY WIRING DESIGN & DISTRIBUTION
 - ALL WORK IS TO BE CARRIED OUT STRICTLY IN ACCORDANCE WITH IS STANDARDS (WHERE APPLICABLE) & BEST TRADE PRACTICES. ALL WORK MUST SATISFY THE REQUIREMENTS OF THE LOCAL AUTHORITIES.
 - WHITE WATER DESIGN STUDIO TO APPROVE ALL CONTRACTORS' SETTINGS OUT & ALL CO-ORDINATION SHOP DRAWINGS PRIOR TO ALL MANUFACTURERS, CONTRACTORS, INSTALLERS & SPECIALISTS TO BE RESPONSIBLE FOR ENSURING THAT ALL OF THEIR COMMENCEMENT OF INSTALLATION
 - WORKS FULLY COMPLY WITH THE REQUIREMENTS OF THE LOCAL AUTHORITIES & FIRE DEPARTMENT & THAT ALL SAFETY STANDARDS ARE MET THROUGHOUT.
 - ALL FIT-OUT CONTRACTORS & SPECIALISTS TO PREPARE FULL SHOP DRAWINGS WITH SPECIFIC REFERENCE TO SITE CONDITIONS FOR WHITE WATER DESIGN STUDIO APPROVAL PRIOR TO MANUFACTURE & INSTALLATION AS APPROPRIATE TO THEIR TASK.



AMMENDMENTS :

S.NO.	REV.DATE	DESCRIPTION

DRAWING NO :
11

DRAWING TITLE :
LIGHTING HVAC LAYOUT

LOCATION :
KFC- LVL FF 041-HYDERABAD

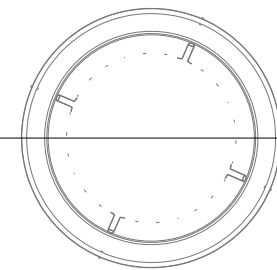
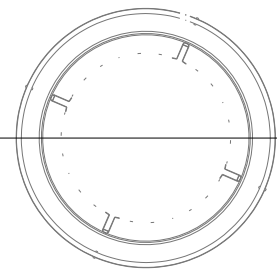
DATE : 05-02-2024
SCALE : NTS
DRN. BY : VIJETA
CHKD. BY :

PROJECT :
KFC- LVL FF 041-HYDERABAD

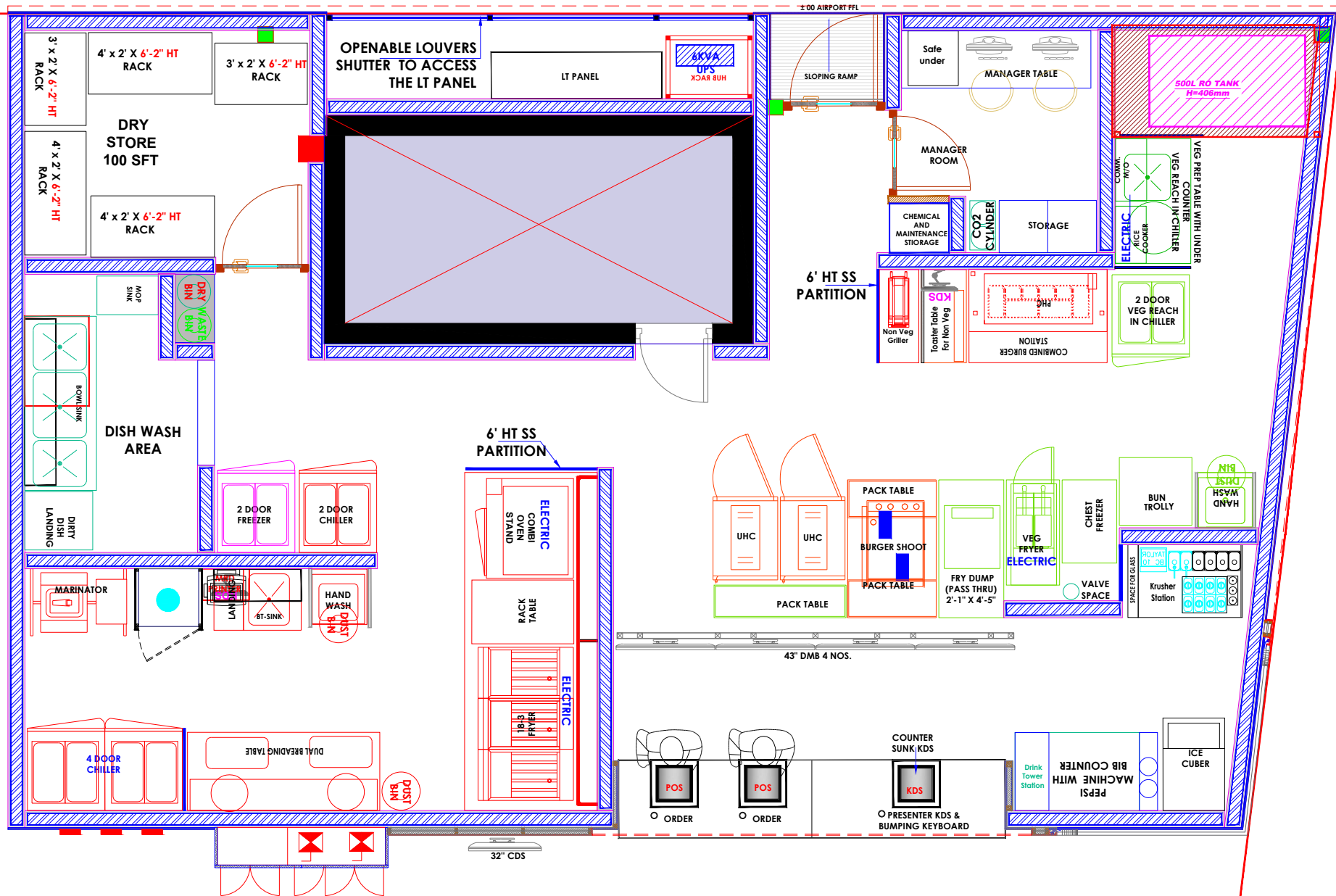
CLIENT :
TFS

WHITE WATER R
DESIGN STUDIO

HEAD OFFICE:-
 Anchorage, off Govandi Station Rd
 Near Amarnath Patil Ground, Govandi-(E)
 Mumbai 400 088
 TEL: +91 22 6740 7640.
 Email: studio@whitewaterdesign.in



- NOTES :**
- THE COPYRIGHT OF THIS DRAWING REMAINS WITH WHITE WATER DESIGN STUDIO AND IT MAY NOT BE REPRODUCED IN ANY MANNER WITHOUT PRIOR WRITTEN CONSENT.
 - FIGURED DIMENSIONS ARE TO BE USED IN PREFERENCE TO SCALED SIZES. ALL DIMENSIONS MUST BE CHECKED BEFORE COMMENCING WORK ON SITE.
 - THIS DRAWING IS TO BE READ IN CONJUNCTION WITH ALL OTHER RELEVANT DRAWINGS.
 - ALL PROPOSED WORKS TO BE CARRIED OUT IN ACCORDANCE WITH TECHNICAL SPECIFICATIONS AND SCHEDULES MENTIONED FOR INTERIOR WORKS.
 - READ THIS DRAWING IN CONJUNCTION WITH ALL CONSULTANTS' & SPECIALISTS' DRAWINGS, DETAILS, SCHEDULES & SPECIFICATIONS FOR :
 i. SPRINKLER INSTALLATION
 ii. AUTOMATIC FIRE DETECTION SYSTEMS
 iii. AIR CONDITIONING SYSTEM & DISTRIBUTION (HVAC)
 iv. EMERGENCY LIGHTING
 v. PRIMARY WIRING DESIGN & DISTRIBUTION
 - ALL WORK IS TO BE CARRIED OUT STRICTLY IN ACCORDANCE WITH IS STANDARDS (WHERE APPLICABLE) & BEST TRADE PRACTICES. ALL WORK MUST SATISFY THE REQUIREMENTS OF THE LOCAL AUTHORITIES.
 - WHITE WATER DESIGN STUDIO TO APPROVE ALL CONTRACTORS' SETTINGS OUT & ALL CO-ORDINATION SHOP DRAWINGS PRIOR TO ALL MANUFACTURERS, CONTRACTORS, INSTALLERS & SPECIALISTS TO BE RESPONSIBLE FOR ENSURING THAT ALL OF THEIR COMMENCEMENT OF INSTALLATION
 - WORKS FULLY COMPLY WITH THE REQUIREMENTS OF THE LOCAL AUTHORITIES & FIRE DEPARTMENT & THAT ALL SAFETY STANDARDS ARE MET THROUGHOUT.
 - ALL FIT-OUT CONTRACTORS & SPECIALISTS TO PREPARE FULL SHOP DRAWINGS WITH SPECIFIC REFERENCE TO SITE CONDITIONS FOR WHITE WATER DESIGN STUDIO APPROVAL PRIOR TO MANUFACTURE & INSTALLATION AS APPROPRIATE TO THEIR TASK.



AMMENDMENTS :

S.NO.	REV.DATE	DESCRIPTION

DRAWING NO :
12

DRAWING TITLE :
DEMARICATION LAYOUT

LOCATION :
KFC- LVL FF 041-HYDERABAD

DATE : 05-02-2024
SCALE : NTS
DRN. BY : SHILPA
CHKD. BY :

PROJECT :
KFC- LVL FF 041-HYDERABAD

CLIENT :
TFS

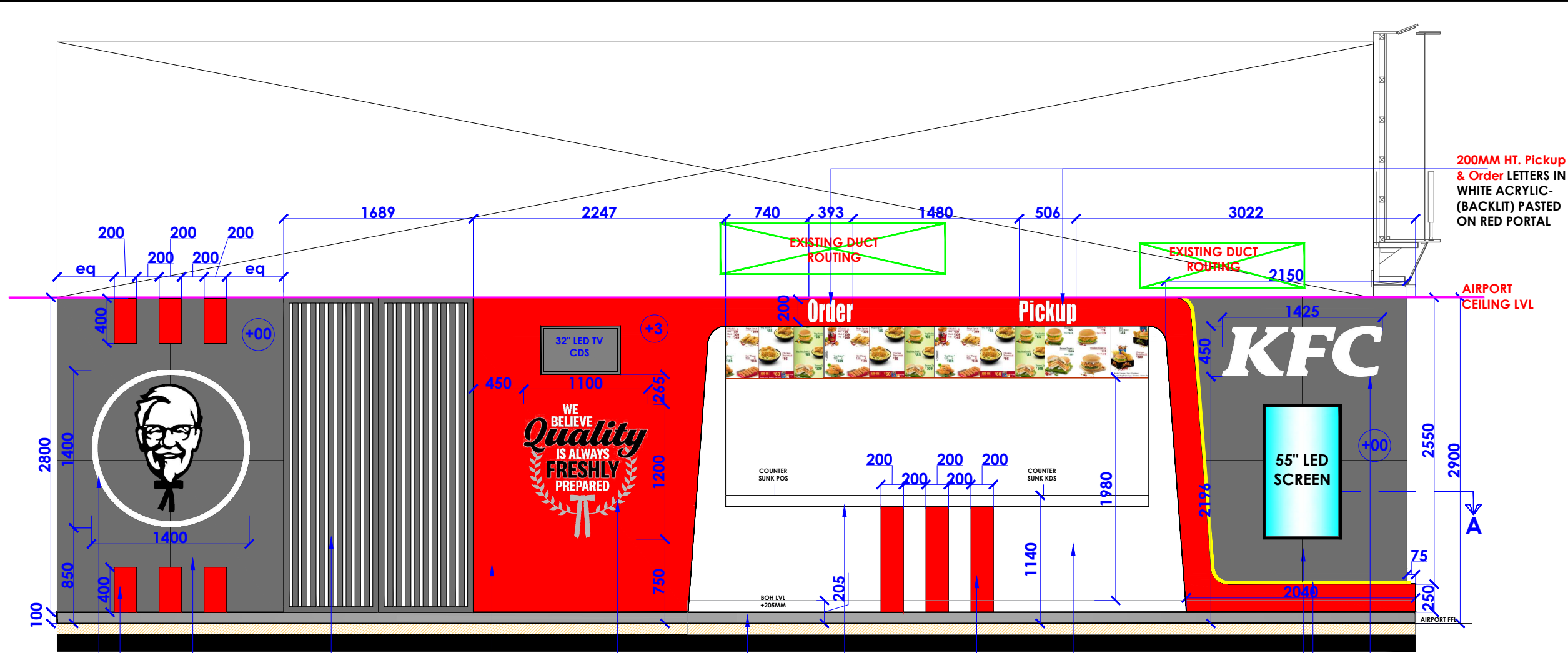


HEAD OFFICE:-
 Anchorage, off Govandi Station Rd
 Near Amarnath Patil Ground, Govandi-(E)
 Mumbai 400 088
 TEL: +91 22 6740 7640.
 Email: studio@whitewaterdesign.in

C

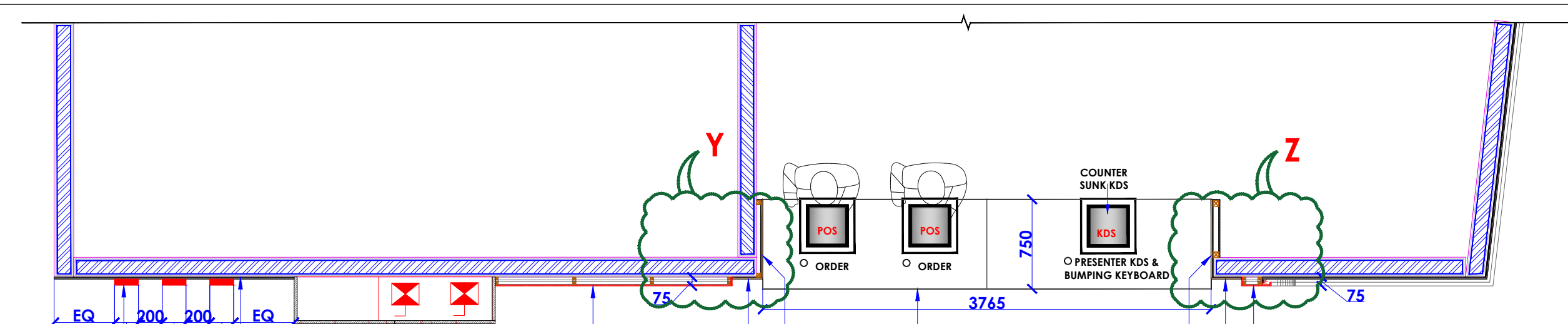
B

A



10 MM THK. ROUTER CUT ACRYLIC BLACK & WHITE ARTWORK (BACKLIT)
 STRIPES IN ACRYLIC 3D (BACKLIT)
 WALL TO BE FINISHED WITH GREY BACK PAINTED GLASS MATCHING TO GREY MATTER 8304 FROM ASIAN PAINT
 ALUMINUM LOUVERS SHUTTERS TO BE FINISHED WITH GREY POWDER COATED (MATCHING WITH GREY MATTER 8304 FROM ASIAN PAINT)
 12 MM THK BISON BOARD PANELING FINISHED WITH SIGNAL RED 0520 DUCO PAINT (FROM ASIAN PAINT)
 10 MM THK. ROUTER CUT ACRYLIC BLACK & WHITE ARTWORK
 SKIRTING TO BE FINISHED IN SS 304 GRADE
 COUNTER TOP & FRONT FACIA TO BE FINISHED WITH WHITE CORIAN
 200 MM THK. STRIP TO BE FINISHED WITH RED CORIAN
 COUNTER FRONT TO BE FINISHED WITH WHITE CORIAN
 WALL TO BE FINISHED WITH GREY BACK PAINTED GLASS MATCHING TO GREY MATTER 8304 FROM ASIAN PAINT
 INDIRECT LED STRIP LIGHT
 WHITE ACRYLIC BACK LIT KFC ENGLISH LETTER

FRONT ELEVATION - A



STRIPES IN ACRYLIC 3D (BACKLIT)
 WALL TO BE FINISHED WITH GREY BACK PAINTED GLASS MATCHING TO GREY MATTER 8304 FROM ASIAN PAINT
 ALUMINUM LOUVERS SHUTTER FINISHED WITH GREY POWDER COATED (MATCHING WITH GREY MATTER 8304 FROM ASIAN PAINT)
 12 MM THK BISON BOARD PANELING FINISHED WITH SIGNAL RED 0520 DUCO PAINT (FROM ASIAN PAINT)
 COUNTER SIDE PANELING & WALL TO BE FINISHED WITH 10 MM THK. WHITE CORIAN OVER 8MM THK. PLY
 COUNTER TOP, FACIA & FRONT TO BE FINISHED WITH 10 MM THK. WHITE CORIAN OVER 8MM THK. PLY
 COUNTER SIDE PANELING & WALL TO BE FINISHED WITH 10 MM THK. WHITE CORIAN OVER 8MM THK. PLY
 12 MM THK BISON BOARD PANELING FINISHED WITH SIGNAL RED 0520 DUCO PAINT (FROM ASIAN PAINT)

SECTIONAL PLAN - A

- NOTES :**
- THE COPYRIGHT OF THIS DRAWING REMAINS WITH WHITE WATER DESIGN STUDIO AND IT MAY NOT BE REPRODUCED IN ANY MANNER WITHOUT PRIOR WRITTEN CONSENT.
 - FIGURED DIMENSIONS ARE TO BE USED IN PREFERENCE TO SCALED SIZES. ALL DIMENSIONS MUST BE CHECKED BEFORE COMMENCING WORK ON SITE.
 - THIS DRAWINGS TO BE READ IN CONJUNCTION WITH ALL OTHER RELEVANT DRAWINGS.
 - ALL PROPOSED WORKS TO BE CARRIED OUT IN ACCORDANCE WITH TECHNICAL SPECIFICATIONS AND SCHEDULES MENTIONED FOR INTERIOR WORKS.
 - READ THIS DRAWING IN CONJUNCTION WITH ALL CONSULTANTS' & SPECIALISTS' DRAWINGS, DETAILS, SCHEDULES & SPECIFICATIONS FOR :
 i. SPRINKLER INSTALLATION
 ii. AUTOMATIC FIRE DETECTION SYSTEMS
 iii. AIR CONDITIONING SYSTEM & DISTRIBUTION (HVAC)
 iv. EMERGENCY LIGHTING
 v. PRIMARY WIRING DESIGN & DISTRIBUTION
 - ALL WORK IS TO BE CARRIED OUT STRICTLY IN ACCORDANCE WITH IS STANDARDS (WHERE APPLICABLE) & BEST TRADE PRACTICES. ALL WORK MUST SATISFY THE REQUIREMENTS OF THE LOCAL AUTHORITIES.
 - WHITE WATER DESIGN STUDIO TO APPROVE ALL CONTRACTORS' SETTINGS OUT & ALL CO-ORDINATION SHOP DRAWINGS PRIOR TO ALL MANUFACTURERS, CONTRACTORS, INSTALLERS & SPECIALISTS TO BE RESPONSIBLE FOR ENSURING THAT ALL OF THEIR COMMENCEMENT OF INSTALLATION
 - WORKS FULLY COMPLY WITH THE REQUIREMENTS OF THE LOCAL AUTHORITIES & FIRE DEPARTMENT & THAT ALL SAFETY STANDARDS ARE MET THROUGHOUT.
 - ALL FIT-OUT CONTRACTORS & SPECIALISTS TO PREPARE FULL SHOP DRAWINGS WITH SPECIFIC REFERENCE TO SITE CONDITIONS FOR WHITE WATER DESIGN STUDIO APPROVAL PRIOR TO MANUFACTURE & INSTALLATION AS APPROPRIATE TO THEIR TASK.



AMMENDMENTS :

S.NO.	REV. DATE	DESCRIPTION

DRAWING NO :
13

DRAWING TITLE :
FRONT ELEVATION

LOCATION :
KFC- LVL FF 041-HYDERABAD

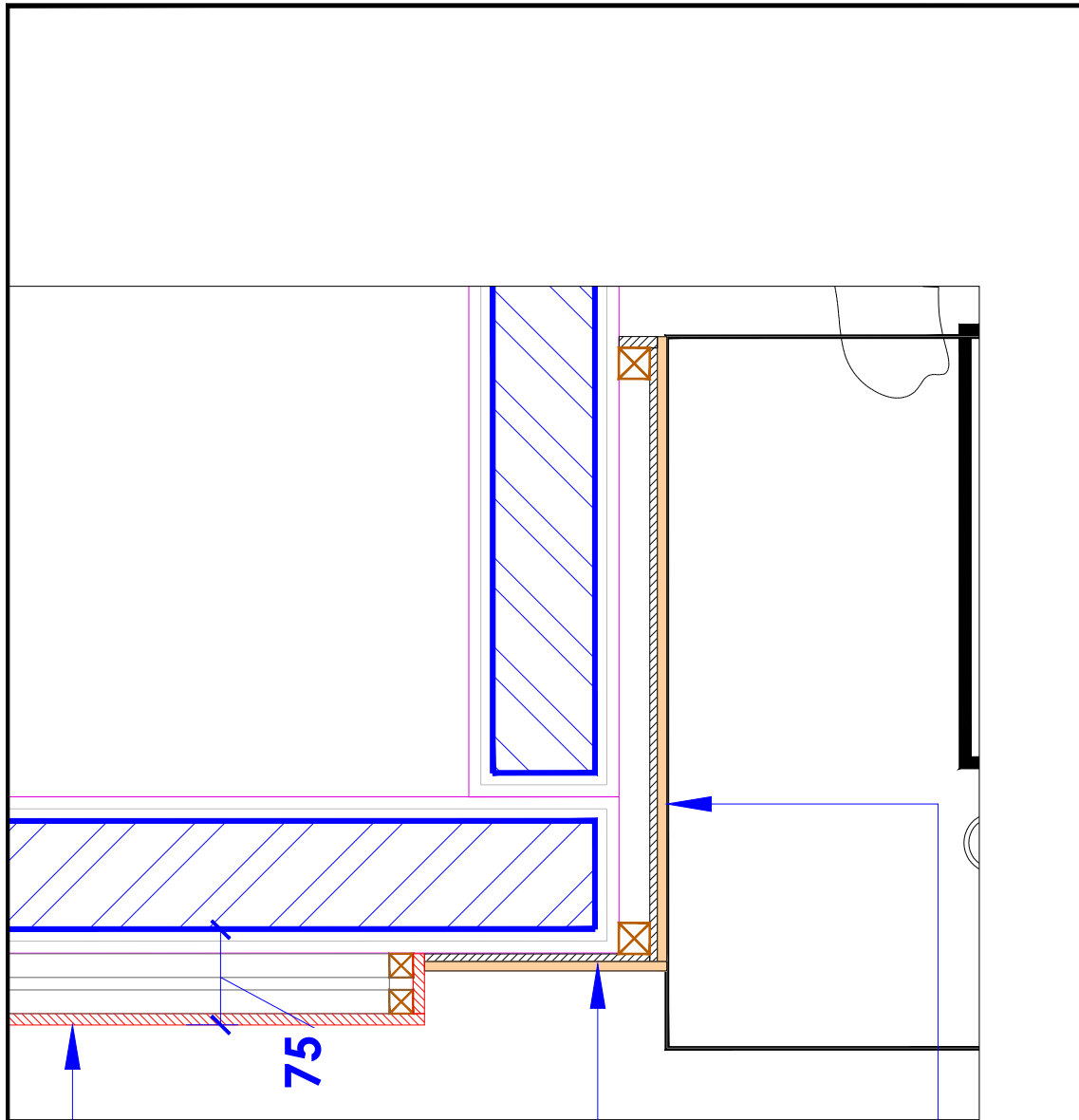
DATE : 05-02-2024
 SCALE : NTS
 DRN. BY : VIJETA
 CHKD. BY :

PROJECT :
KFC- LVL FF 041-HYDERABAD

CLIENT :
TFS



HEAD OFFICE:-
 Anchorage, off Govandi Station Rd
 Near Amarnath Patil Ground, Govandi-(E)
 Mumbai 400 088
 TEL: +91 22 6740 7640.
 Email: studio@whitewaterdesign.in

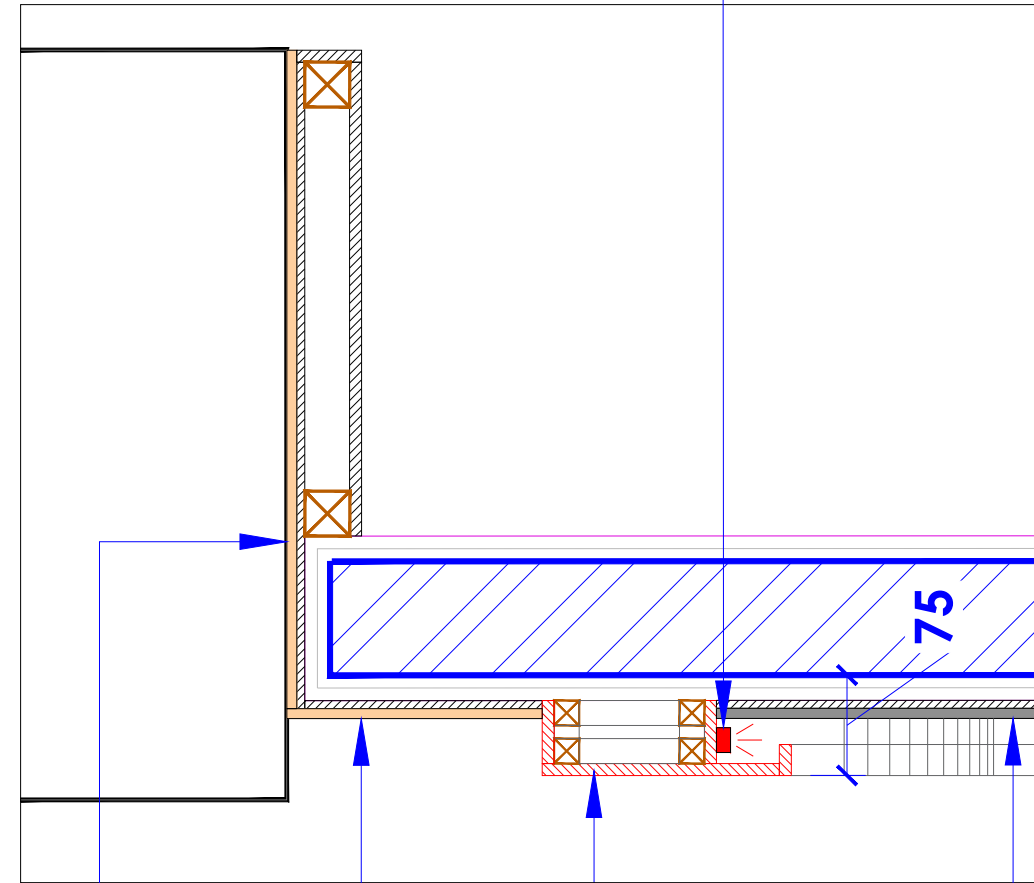


12 MM THK BISON BOARD PANELING FINISHED WITH **SIGNAL RED 0520 DUCO PAINT (FROM ASIAN PAINT)**

COUNTER SIDE PANELING & WALL TO BE FINISHED WITH **10 MM THK. WHITE CORIAN OVER 8MM THK. PLY**

DETAIL : 'Y'

INDIRECT LED STRIP LIGHT



COUNTER SIDE PANELING & WALL TO BE FINISHED WITH **10 MM THK. WHITE CORIAN OVER 8MM THK. PLY**

12 MM THK BISON BOARD PANELING FINISHED WITH **SIGNAL RED 0520 DUCO PAINT (FROM ASIAN PAINT)**

WALL TO BE FINISHED WITH **GREY BACK PAINTED GLASS MATCHING TO GREY MATTER 8304 FROM ASIAN PAINT OVER 8MM THK. PLY**

DETAIL : 'Z'

NOTES :

- THE COPYRIGHT OF THIS DRAWING REMAINS WITH WHITE WATER DESIGN STUDIO AND IT MAY NOT BE REPRODUCED IN ANY MANNER WITHOUT PRIOR WRITTEN CONSENT.
- FIGURED DIMENSIONS ARE TO BE USED IN PREFERENCE TO SCALED SIZES. ALL DIMENSIONS MUST BE CHECKED BEFORE COMMENCING WORK ON SITE.
 - THIS DRAWINGS TO BE READ IN CONJUNCTION WITH ALL OTHER RELEVANT DRAWINGS.
 - ALL PROPOSED WORKS TO BE CARRIED OUT IN ACCORDANCE WITH TECHNICAL SPECIFICATIONS AND SCHEDULES MENTIONED FOR INTERIOR WORKS.
 - READ THIS DRAWING IN CONJUNCTION WITH ALL CONSULTANTS' & SPECIALISTS' DRAWINGS, DETAILS, SCHEDULES & SPECIFICATIONS FOR :
 i. SPRINKLER INSTALLATION
 ii. AUTOMATIC FIRE DETECTION SYSTEMS
 iii. AIR CONDITIONING SYSTEM & DISTRIBUTION (HVAC)
 iv. EMERGENCY LIGHTING
 v. PRIMARY WIRING DESIGN & DISTRIBUTION
 - ALL WORK IS TO BE CARRIED OUT STRICTLY IN ACCORDANCE WITH IS STANDARDS (WHERE APPLICABLE) & BEST TRADE PRACTICES. ALL WORK MUST SATISFY THE REQUIREMENTS OF THE LOCAL AUTHORITIES.
 - WHITE WATER DESIGN STUDIO TO APPROVE ALL CONTRACTORS' SETTINGS OUT & ALL CO-ORDINATION SHOP DRAWINGS PRIOR TO ALL MANUFACTURERS, CONTRACTORS, INSTALLERS & SPECIALISTS TO BE RESPONSIBLE FOR ENSURING THAT ALL OF THEIR COMMENCEMENT OF INSTALLATION
 - WORKS FULLY COMPLY WITH THE REQUIREMENTS OF THE LOCAL AUTHORITIES & FIRE DEPARTMENT & THAT ALL SAFETY STANDARDS ARE MET THROUGHOUT.
 - ALL FIT-OUT CONTRACTORS & SPECIALISTS TO PREPARE FULL SHOP DRAWINGS WITH SPECIFIC REFERENCE TO SITE CONDITIONS FOR WHITE WATER DESIGN STUDIO APPROVAL PRIOR TO MANUFACTURE & INSTALLATION AS APPROPRIATE TO THEIR TASK.

KEY PLAN :



AMMENDMENTS :

S.NO.	REV. DATE	DESCRIPTION

DRAWING NO :

14

DRAWING TITLE :

FRONT DETAILS

LOCATION :

KFC- LVL FF 041-HYDERABAD

DATE : 05-02-2024

SCALE : NTS

DRN. BY : VIJETA

CHKD. BY :

PROJECT :

KFC- LVL FF 041-HYDERABAD

CLIENT :

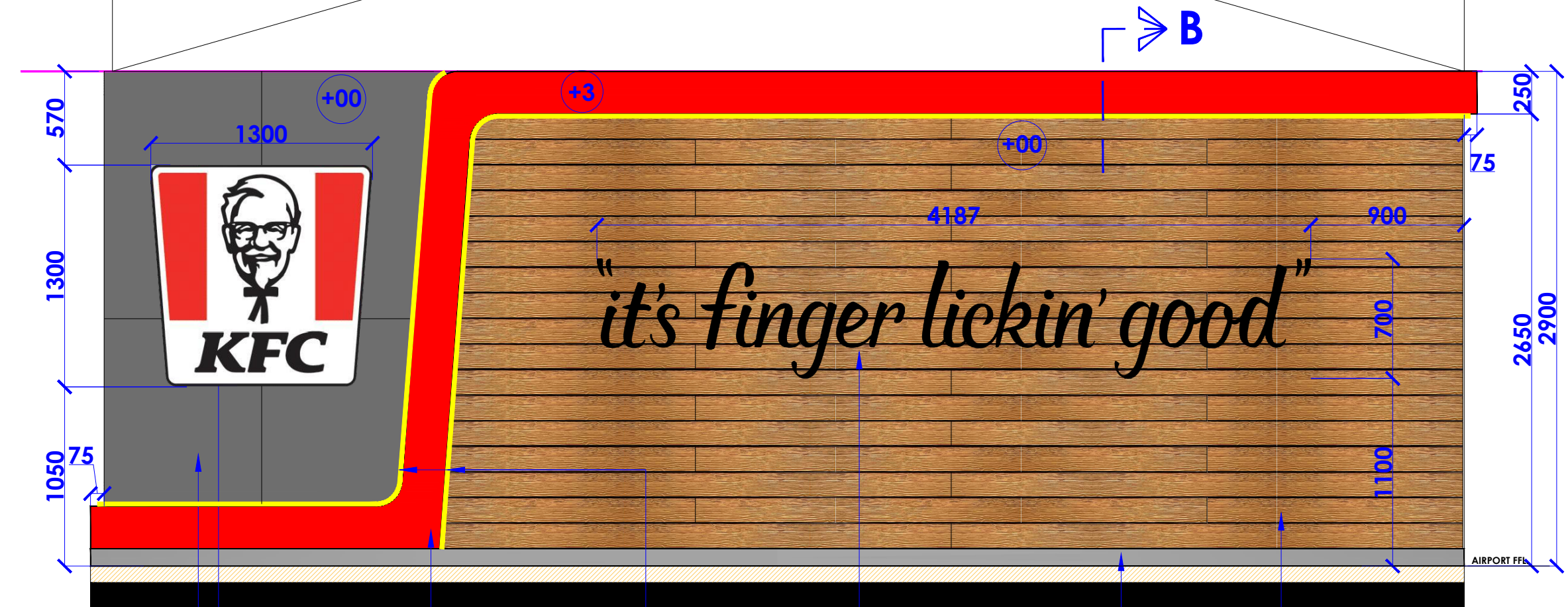
TFS

WHITE WATER DESIGN STUDIO R



HEAD OFFICE:-
 Anchorage, off Govandi Station Rd
 Near Amarnath Patil Ground, Govandi-(E)
 Mumbai 400 088
 TEL: +91 22 6740 7640.
 Email: studio@whitewaterdesign.in

KFC & ULAVA CHARU COMMON BRANDING



WALL TO BE FINISHED WITH GREY BACK PAINTED GLASS MATCHING TO GREY MATTER 8304 FROM ASIAN PAINT OVER 8MM THK. PLY

BACK LIT COLONEL BUCKET WITH LOGO WITH KFC ENGLISH LETTER

12 MM THK BISON BOARD PANELING FINISHED WITH SIGNAL RED 0520 DUCO PAINT (FROM ASIAN PAINT)

INDIRECT LED STRIP LIGHT

10MM THK ROUTER CUT ACRYLIC BLACK IFLG ARTWORK (EDGE LIT)

SKIRTING TO BE FINISHED IN SS 304 GRADE

WALL TO BE FINISHED WITH WALNUT BROWN SHERA PANEL (MAKE-SHERA) (SIZE:8MM X 150MM X 3000MM)

RHS ELEVATION - B

SHERA™



WALNUT BROWN SHERA PANEL (MAKE- SHERA)

- NOTES :**
- THE COPYRIGHT OF THIS DRAWING REMAINS WITH WHITE WATER DESIGN STUDIO AND IT MAY NOT BE REPRODUCED IN ANY MANNER WITHOUT PRIOR WRITTEN CONSENT.
 - FIGURED DIMENSIONS ARE TO BE USED IN PREFERENCE TO SCALED SIZES. ALL DIMENSIONS MUST BE CHECKED BEFORE COMMENCING WORK ON SITE.
 - THIS DRAWINGS TO BE READ IN CONJUNCTION WITH ALL OTHER RELEVANT DRAWINGS.
 - ALL PROPOSED WORKS TO BE CARRIED OUT IN ACCORDANCE WITH TECHNICAL SPECIFICATIONS AND SCHEDULES MENTIONED FOR INTERIOR WORKS.
 - READ THIS DRAWING IN CONJUNCTION WITH ALL CONSULTANTS' & SPECIALISTS' DRAWINGS, DETAILS, SCHEDULES & SPECIFICATIONS FOR :
 i. SPRINKLER INSTALLATION
 ii. AUTOMATIC FIRE DETECTION SYSTEMS
 iii. AIR CONDITIONING SYSTEM & DISTRIBUTION(HVAC)
 iv. EMERGENCY LIGHTING
 v. PRIMARY WIRING DESIGN & DISTRIBUTION
 - ALL WORK IS TO BE CARRIED OUT STRICTLY IN ACCORDANCE WITH IS STANDARDS (WHERE APPLICABLE) & BEST TRADE PRACTICES. ALL WORK MUST SATISFY THE REQUIREMENTS OF THE LOCAL AUTHORITIES.
 - WHITE WATER DESIGN STUDIO TO APPROVE ALL CONTRACTORS' SETTINGS OUT & ALL CO-ORDINATION SHOP DRAWINGS PRIOR TO BE RESPONSIBLE FOR ENSURING THAT ALL OF THEIR COMMENCEMENT OF INSTALLATION
 - WORKS FULLY COMPLY WITH THE REQUIREMENTS OF THE LOCAL AUTHORITIES & FIRE DEPARTMENT & THAT ALL SAFETY STANDARDS ARE MET THROUGHOUT.
 - ALL FIT-OUT CONTRACTORS & SPECIALISTS TO PREPARE FULL SHOP DRAWINGS WITH SPECIFIC REFERENCE TO SITE CONDITIONS FOR WHITE WATER DESIGN STUDIO APPROVAL PRIOR TO MANUFACTURE & INSTALLATION AS APPROPRIATE TO THEIR TASK.



AMMENDMENTS :

S.NO.	REV.DATE	DESCRIPTION

DRAWING NO :
15

DRAWING TITLE :
RHS ELEVATION - B

LOCATION :
KFC- LVL FF 041-HYDERABAD

DATE : 05-02-2024
SCALE : NTS
DRN. BY : VIJETA
CHKD. BY :

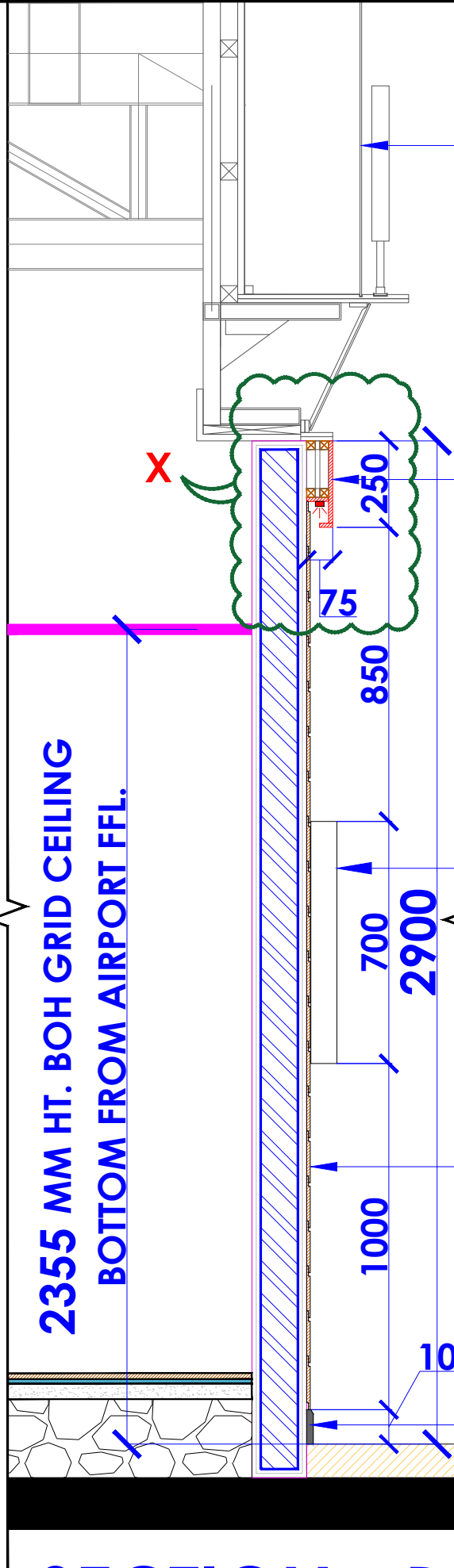
PROJECT :
KFC- LVL FF 041-HYDERABAD

CLIENT :
TFS

WHITE WATER DESIGN STUDIO R



HEAD OFFICE:-
Anchorage, off Govandi Station Rd
Near Amarnath Patil Ground, Govandi-(E)
Mumbai 400 088
TEL: +91 22 6740 7640.
Email: studio@whitewaterdesign.in



SECTION - B

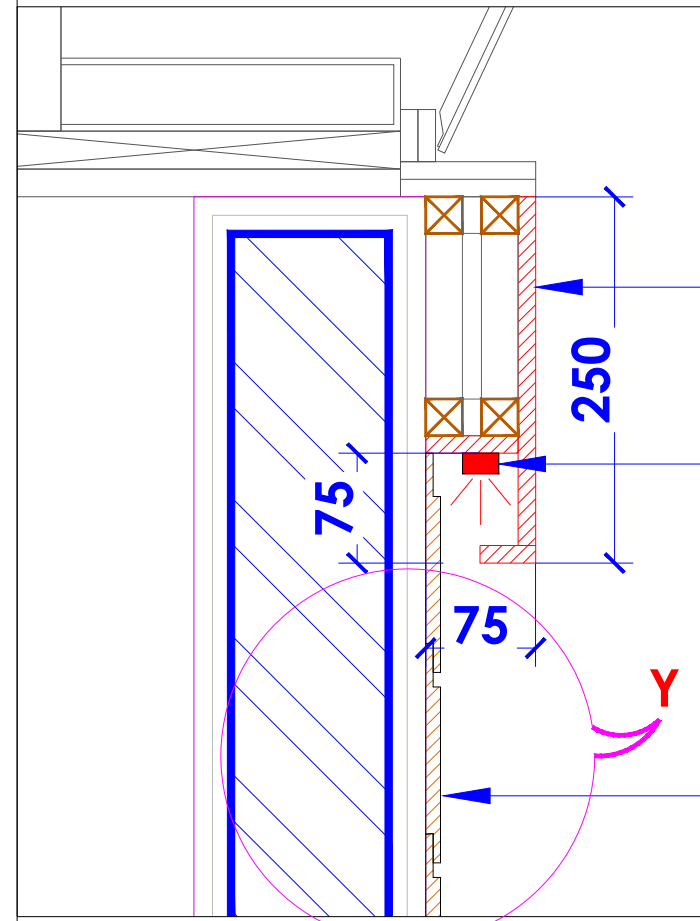
**KFC & ULAVA CHARU
COMMON BRANDING**

**75MM THK. PROJECTION
BISON BOARD PANELING
FROM WALL TO BE
FINISHED WITH **SIGNAL
RED 0520 DUCO PAINT**
(FROM ASIAN PAINT)**

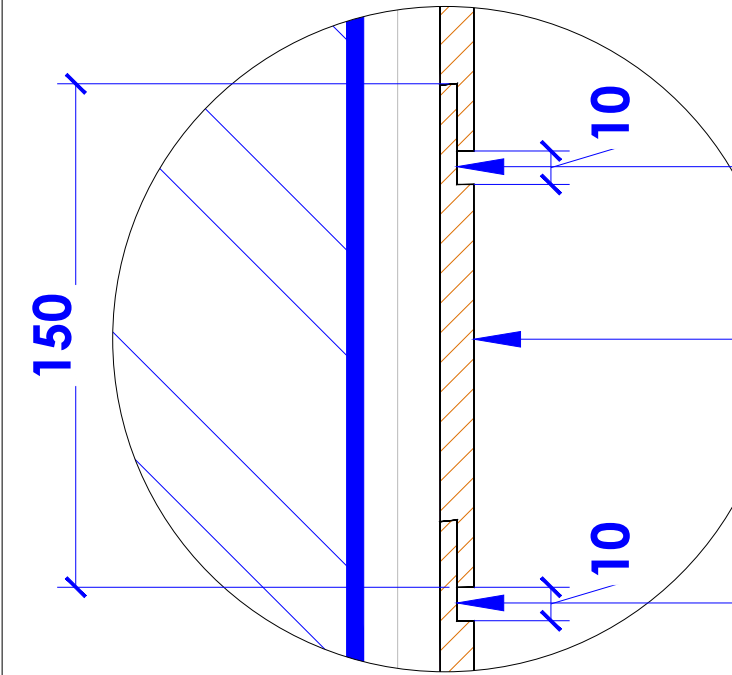
**10MM THK ROUTER CUT
ACRYLIC BLACK IFLG
ARTWORK (EDGE LIT)**

**WALL TO BE FINISHED WITH
**WALNUT BROWN SHERA
PANEL (MAKE-SHERA)**
(SIZE:8MM X 150MM X
3000MM)**

**SKIRTING TO BE FINISHED
IN **SS 304 GRADE****



DETAIL : 'X'



DETAIL : 'Y'

**75MM THK PROJECTION
BISON BOARD PANELING
FROM WALL TO BE FINISHED
WITH **SIGNAL RED 0520
DUCO PAINT (FROM ASIAN
PAINT)****

**INDIRECT LED
STRIP LIGHT**

**WALL TO BE FINISHED WITH
**WALNUT BROWN SHERA
PANEL (MAKE-SHERA)****

**10MM THK.
GROOVE BETWEEN
TWO SHERA PANEL**

**WALL TO BE FINISHED
WITH **WALNUT BROWN
SHERA PANEL**
(MAKE-SHERA)**

**10MM THK.
GROOVE BETWEEN
TWO SHERA PANEL**

- NOTES :**
- THE COPYRIGHT OF THIS DRAWING REMAINS WITH WHITE WATER DESIGN STUDIO AND IT MAY NOT BE REPRODUCED IN ANY MANNER WITHOUT PRIOR WRITTEN CONSENT.
 - FIGURED DIMENSIONS ARE TO BE USED IN PREFERENCE TO SCALED SIZES. ALL DIMENSIONS MUST BE CHECKED BEFORE COMMENCING WORK ON SITE.
 - THIS DRAWINGS TO BE READ IN CONJUNCTION WITH ALL OTHER RELEVANT DRAWINGS.
 - ALL PROPOSED WORKS TO BE CARRIED OUT IN ACCORDANCE WITH TECHNICAL SPECIFICATIONS AND SCHEDULES MENTIONED FOR INTERIOR WORKS.
 - READ THIS DRAWING IN CONJUNCTION WITH ALL CONSULTANTS' & SPECIALISTS' DRAWINGS, DETAILS, SCHEDULES & SPECIFICATIONS FOR :
i. SPRINKLER INSTALLATION
ii. AUTOMATIC FIRE DETECTION SYSTEMS
iii. AIR CONDITIONING SYSTEM & DISTRIBUTION(HVAC)
iv. EMERGENCY LIGHTING
v. PRIMARY WIRING DESIGN & DISTRIBUTION
 - ALL WORK IS TO BE CARRIED OUT STRICTLY IN ACCORDANCE WITH IS STANDARDS (WHERE APPLICABLE) & BEST TRADE PRACTICES. ALL WORK MUST SATISFY THE REQUIREMENTS OF THE LOCAL AUTHORITIES.
 - WHITE WATER DESIGN STUDIO TO APPROVE ALL CONTRACTORS' SETTINGS OUT & ALL CO-ORDINATION SHOP DRAWINGS PRIOR TO ALL MANUFACTURERS, CONTRACTORS, INSTALLERS, & SPECIALISTS TO BE RESPONSIBLE FOR ENSURING THAT ALL OF THEIR COMMENCEMENT OF INSTALLATION
 - WORKS FULLY COMPLY WITH THE REQUIREMENTS OF THE LOCAL AUTHORITIES & FIRE DEPARTMENT & THAT ALL SAFETY STANDARDS ARE MET THROUGHOUT.
 - ALL FIT-OUT CONTRACTORS & SPECIALISTS TO PREPARE FULL SHOP DRAWINGS WITH SPECIFIC REFERENCE TO SITE CONDITIONS FOR WHITE WATER DESIGN STUDIO APPROVAL PRIOR TO MANUFACTURE & INSTALLATION AS APPROPRIATE TO THEIR TASK.



AMMENDMENTS :

S.NO.	REV.DATE	DESCRIPTION

DRAWING NO :
16

DRAWING TITLE :
**FACADE SECTION
DETAIL**

LOCATION :
KFC- LVL FF 041-HYDERABAD

DATE : 05-02-2024
SCALE : NTS
DRN. BY : VIJETA
CHKD. BY :

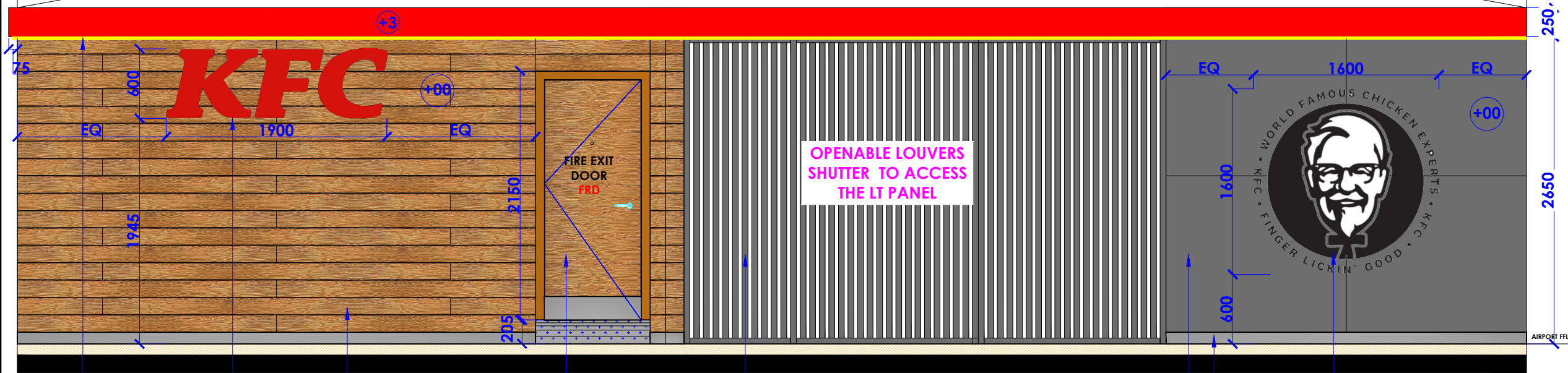
PROJECT :
KFC- LVL FF
041-HYDERABAD

CLIENT :
TFS



HEAD OFFICE:-
Anchorage, off Govandi Station Rd
Near Amarnath Patil Ground, Govandi-(E)
Mumbai 400 088
TEL: +91 22 6740 7640.
Email: studio@whitewaterdesign.in

KFC & ULAVA CHARU COMMON BRANDING



- INDIRECT LED STRIP LIGHT
- RED ACRYLIC BACK LIT KFC ENGLISH LETTER
- WALL TO BE FINISHED WITH WALNUT BROWN SHERA PANEL (MAKE-SHERA) (SIZE:8MM X 150MM X 3000MM)
- DOOR TO BE FINISHED WITH LAMINATE MATCHING TO SHERA PANEL
- ALUMINUM LOUVERS SHUTTERS TO BE FINISHED WITH GREY POWDER COATED (MATCHING WITH GREY MATTER 8304 FROM ASIAN PAINT)
- WALL TO BE FINISHED WITH GREY BACK PAINTED GLASS MATCHING TO GREY MATTER 8304 FROM ASIAN PAINT OVER 8MM THK. PLY
- SKIRTING TO BE FINISHED IN SS 304 GRADE
- 10 MM THK. ROUTER CUT ACRYLIC BLACK & WHITE ARTWORK (COLONEL FACE BACKLIT & BLACK CIRCULAR BOX EDGELIT)

REAR ELEVATION - C

- NOTES :**
1. THE COPYRIGHT OF THIS DRAWING REMAINS WITH WHITE WATER DESIGN STUDIO AND IT MAY NOT BE REPRODUCED IN ANY MANNER WITHOUT PRIOR WRITTEN CONSENT.
 2. FIGURED DIMENSIONS ARE TO BE USED IN PREFERENCE TO SCALED SIZES. ALL DIMENSIONS MUST BE CHECKED BEFORE COMMENCING WORK ON SITE.
 3. THIS DRAWINGS TO BE READ IN CONJUNCTION WITH ALL OTHER RELEVANT DRAWINGS.
 4. ALL PROPOSED WORKS TO BE CARRIED OUT IN ACCORDANCE WITH TECHNICAL SPECIFICATIONS AND SCHEDULES MENTIONED FOR INTERIOR WORKS.
 5. READ THIS DRAWING IN CONJUNCTION WITH ALL CONSULTANTS' & SPECIALISTS' DRAWINGS, DETAILS, SCHEDULES & SPECIFICATIONS FOR:
 - i. SPRINKLER INSTALLATION
 - ii. AUTOMATIC FIRE DETECTION SYSTEMS
 - iii. AIR CONDITIONING SYSTEM & DISTRIBUTION (HVAC)
 - iv. EMERGENCY LIGHTING
 - v. PRIMARY WIRING DESIGN & DISTRIBUTION
 6. ALL WORK IS TO BE CARRIED OUT STRICTLY IN ACCORDANCE WITH IS STANDARDS (WHERE APPLICABLE) & BEST TRADE PRACTICES. ALL WORK MUST SATISFY THE REQUIREMENTS OF THE LOCAL AUTHORITIES.
 7. WHITE WATER DESIGN STUDIO TO APPROVE ALL CONTRACTORS' SETTINGS OUT & ALL CO-ORDINATION SHOP DRAWINGS PRIOR TO ALL MANUFACTURERS, CONTRACTORS, INSTALLERS & SPECIALISTS TO BE RESPONSIBLE FOR ENSURING THAT ALL OF THEIR COMMENCEMENT OF INSTALLATION
 8. WORKS FULLY COMPLY WITH THE REQUIREMENTS OF THE LOCAL AUTHORITIES & FIRE DEPARTMENT & THAT ALL SAFETY STANDARDS ARE MET THROUGHOUT.
 9. ALL FIT-OUT CONTRACTORS & SPECIALISTS TO PREPARE FULL SHOP DRAWINGS WITH SPECIFIC REFERENCE TO SITE CONDITIONS FOR WHITE WATER DESIGN STUDIO APPROVAL PRIOR TO MANUFACTURE & INSTALLATION AS APPROPRIATE TO THEIR TASK.



AMMENDMENTS :

S.NO.	REV.DATE	DESCRIPTION

DRAWING NO : 17

DRAWING TITLE : **REAR ELEVATION - C**

LOCATION : KFC- LVL FF 041-HYDERABAD

DATE : 05-02-2024
SCALE : NTS
DRN. BY : VIJETA
CHKD. BY :

PROJECT : KFC- LVL FF 041-HYDERABAD

CLIENT : TFS

WHITE WATER DESIGN STUDIO R



HEAD OFFICE:-
Anchorage, off Govandi Station Rd
Near Amarnath Patil Ground, Govandi-(E)
Mumbai 400 088
TEL: +91 22 6740 7640.
Email: studio@whitewaterdesign.in



SOK DESIGN (A)

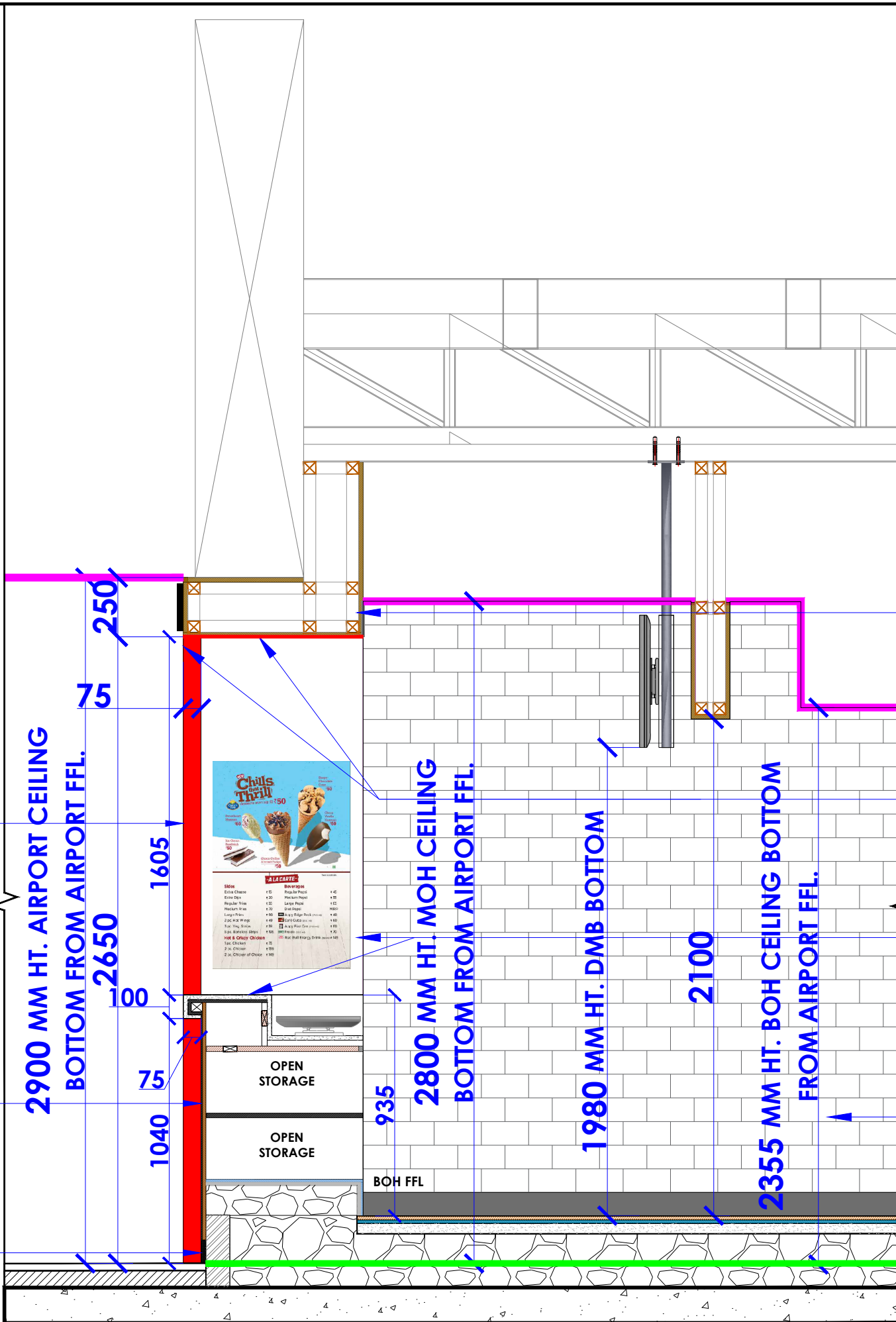


KEY PLAN

75 MM THK. BISON BOARD PANELING FORM AIRPORT SIDE TO BE FINISHED WITH SIGNAL RED 0520 DUCO PAINT (FROM ASIAN PAINT)

COUNTER FRONT TO BE FINISHED WITH WHITE CORIAN & RED CORIAN BAND

COUNTER SKIRTING TO BE FINISHED IN SS 304 GRADE



COUNTER SECTION DETAIL

SUSPENDED PANEL WITH GYPSUM BOARD OVER 12 MM PLY FROM OUT SIDE TILL SLAB LVL TO BE FINISHED WITH LUSTER PAINT - RAVEN SONG 8253 FROM ASIAN PAINT ABOVE COUNTER

250MM HT. FRONT FACIA AND BOTTOM TO BE FINISHED WITH 12 MM THK BISON BOARD FINISHED WITH SIGNAL RED 0520 DUCO PAINT (FROM ASIAN PAINT)

COUNTER SIDES & TOP TO BE FINISHED WITH 10MM THK. WHITE CORIAN

WALL TO BE FINISHED WITH GREY TILE - GLOSSY -8" X 4" SIZE. (MAKE- JOHNSON TILES) - WITH BLACK GROUTING MOH AREA TILL FALSE CEILING LVL.

- NOTES :**
- THE COPYRIGHT OF THIS DRAWING REMAINS WITH WHITE WATER DESIGN STUDIO AND IT MAY NOT BE REPRODUCED IN ANY MANNER WITHOUT PRIOR WRITTEN CONSENT.
 - FIGURED DIMENSIONS ARE TO BE USED IN PREFERENCE TO SCALED SIZES. ALL DIMENSIONS MUST BE CHECKED BEFORE COMMENCING WORK ON SITE.
 - THIS DRAWINGS TO BE READ IN CONJUNCTION WITH ALL OTHER RELEVANT DRAWINGS.
 - ALL PROPOSED WORKS TO BE CARRIED OUT IN ACCORDANCE WITH TECHNICAL SPECIFICATIONS AND SCHEDULES MENTIONED FOR INTERIOR WORKS.
 - READ THIS DRAWING IN CONJUNCTION WITH ALL CONSULTANTS' & SPECIALISTS' DRAWINGS, DETAILS, SCHEDULES & SPECIFICATIONS FOR :
 i. SPRINKLER INSTALLATION
 ii. AUTOMATIC FIRE DETECTION SYSTEMS
 iii. AIR CONDITIONING SYSTEM & DISTRIBUTION (HVAC)
 iv. EMERGENCY LIGHTING
 v. PRIMARY WIRING DESIGN & DISTRIBUTION
 - ALL WORK IS TO BE CARRIED OUT STRICTLY IN ACCORDANCE WITH IS STANDARDS (WHERE APPLICABLE) & BEST TRADE PRACTICES. ALL WORK MUST SATISFY THE REQUIREMENTS OF THE LOCAL AUTHORITIES.
 - WHITE WATER DESIGN STUDIO TO APPROVE ALL CONTRACTORS' SETTINGS OUT & ALL CO-ORDINATION SHOP DRAWINGS PRIOR TO ALL MANUFACTURERS, CONTRACTORS, INSTALLERS & SPECIALISTS TO BE RESPONSIBLE FOR ENSURING THAT ALL OF THEIR COMMENCEMENT OF INSTALLATION
 - WORKS FULLY COMPLY WITH THE REQUIREMENTS OF THE LOCAL AUTHORITIES & FIRE DEPARTMENT & THAT ALL SAFETY STANDARDS ARE MET THROUGHOUT.
 - ALL FIT-OUT CONTRACTORS & SPECIALISTS TO PREPARE FULL SHOP DRAWINGS WITH SPECIFIC REFERENCE TO SITE CONDITIONS FOR WHITE WATER DESIGN STUDIO APPROVAL PRIOR TO MANUFACTURE & INSTALLATION AS APPROPRIATE TO THEIR TASK.



AMMENDMENTS :

S.NO.	REV. DATE	DESCRIPTION

DRAWING NO : 18

DRAWING TITLE : COUNTER SECTION DETAIL

LOCATION : KFC- LVL FF 041-HYDERABAD

DATE : 05-02-2024
 SCALE : NTS
 DRN. BY : VIJETA
 CHKD. BY :

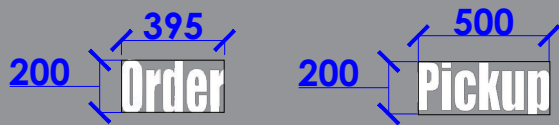
PROJECT : KFC- LVL FF 041-HYDERABAD

CLIENT : TFS



HEAD OFFICE:-
 Anchorage, off Govandi Station Rd
 Near Amarnath Patil Ground, Govandi-(E)
 Mumbai 400 088
 TEL: +91 22 6740 7640.
 Email: studio@whitewaterdesign.in


INTERNAL GRAPHIC DETAILS



Order & Pickup LETTERS IN
WHITE ACRYLIC-
(BACKLIT)




**ALA-CART-MENU-
2 NOS.**



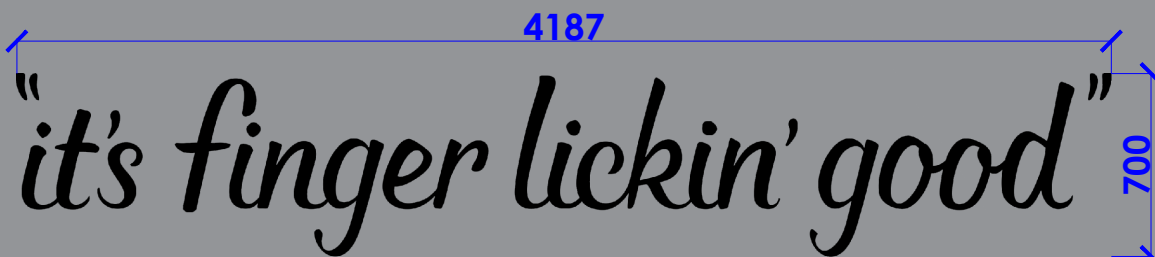
**10 MM THK. ROUTER
CUT ACRYLIC BLACK
& WHITE ARTWORK
(BACKLIT)**



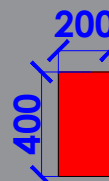
**10 MM THK.
ROUTER CUT
ACRYLIC BLACK &
WHITE ARTWORK**



**10 MM THK. ROUTER CUT
ACRYLIC BLACK & WHITE
ARTWORK
(COLONEL FACE BACKLIT &
BLACK CIRCULAR BOX EDGELIT)**




**10MM THK ROUTER CUT
ACRYLIC BLACK IFLG
ARTWORK (EDGE LIT)**



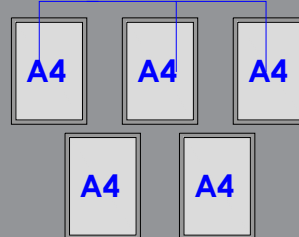
**6 STRIPES IN ACRYLIC 3D
(BACKLIT)
6 NOS. FOR FRONT
FACADE ELEVATION**

FACADE ELEVATION



**MANDATORY
SIGNAGE**

**FRAMES FOR
RESTAURANT LICENSES**



LICENSES DISPLAY

**LOCATION TO BE DECIDED AS PER
SITE CONDITION**

NOTES :
THE COPYRIGHT OF THIS DRAWING REMAINS WITH WHITE WATER DESIGN STUDIO AND IT MAY NOT BE REPRODUCED IN ANY WHICH MANNER WITHOUT PRIOR WRITTEN CONSENT.

- FIGURED DIMENSIONS ARE TO BE USED IN PREFERENCES TO SCALED SIZES. ALL DIMENSIONS MUST BE CHECKED BEFORE COMMENCING WORK ON SITE.
- THIS DRAWINGS TO BE READ IN CONJUNCTION WITH ALL OTHER RELEVANT DRAWINGS.
- ALL PROPOSED WORKS TO BE CARRIED OUT IN ACCORDANCE WITH TECHNICAL SPECIFICATIONS AND SCHEDULES MENTIONED FOR INTERIOR WORKS.
- ALL WORK IS TO BE CARRIED OUT STRICTLY IN ACCORDANCE WITH ISI STANDARDS (WHERE APPLICABLE) & BEST TRADE PRACTICES ALL WORK MUST SATISFY THE REQUIREMENTS OF THE LOCAL AUTHORITIES.
- WHITE WATER DESIGN STUDIO TO APPROVE ALL CONTRACTORS' SETTINGS OUT & ALL CO-ORDINATION SHOP DRAWINGS PRIOR TO ALL MANUFACTURERS, CONTRACTORS, INSTALLERS & SPECIALISTS TO BE RESPONSIBLE FOR ENSURING THAT ALL OF THEIR COMMENCEMENT OF INSTALLATION
- WORKS FULLY COMPLY WITH THE REQUIREMENTS OF THE LOCAL AUTHORITIES & FIRE DEPARTMENT & THAT ALL SAFETY STANDARDS ARE MET THROUGHOUT.
- ALL FIT-OUT CONTRACTORS & SPECIALISTS TO PREPARE FULL SHOP DRAWINGS WITH SPECIFIC REFERENCE TO SITE CONDITIONS FOR WHITE WATER DESIGN STUDIO APPROVAL PRIOR TO MANUFACTURE & INSTALLATION AS APPROPRIATE TO THEIR TASK.

KEY PLAN :



AMMENDMENTS :

S.NO.	REV DATE	DESCRIPTION

DRAWING TITLE:
INTERNAL GRAPHIC DETAIL

DRAWING NO :

19

DATE : 05-02-2024
SCALE : AS STATED
DRN. BY : VIJETA
CHKD. BY : SHILPA

LOCATION:
KFC- LVL FF 041-HYDERABAD

PROJECT:
KFC- LVL FF 041-HYDERABAD

CLIENT :

TFS

WHITE WATER R
DESIGN STUDIO




HEAD OFFICE:-
Anchorage, off Govandi Station Rd
Near Amarnath Patel Ground, Govandi-(E)
Mumbai 400 088
TEL: +91 22 6740 7640.
Email: studio@whitewaterdesign.in


EXTERNAL GRAPHIC DETAILS



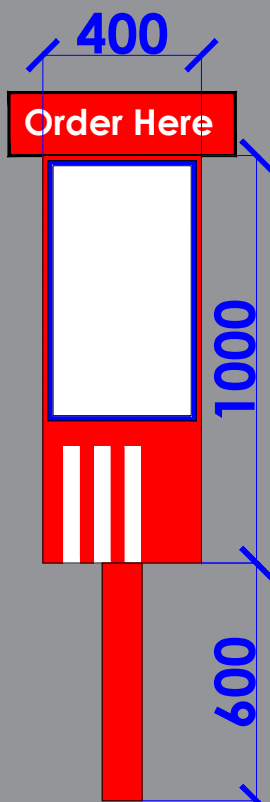
**KFC-3D BACK LIT ACRYLIC
ENGLISH LETTERS
1 NOS. FOR FRONT FACADE**



**COLONEL BUCKET LOGO -
BACKLIT- WIT KFC LETTER
1 NOS. FOR RHS FACADE**



**KFC-3D BACK LIT ACRYLIC
ENGLISH RED LETTERS
1 NOS. FOR REAR FACADE**



**SOK (SELF ORDER
KIOSK)
: 02 NOS.**



**55" LED DIGITAL
PROMO PANEL 01
NOS.**

- 1. KDS: 2 NOS.
- 2. 43" DMB
(DIGITAL MENU BOARD): 4 NOS.
- 3. 32" CDS: 1 NOS.

NOTES :
THE COPYRIGHT OF THIS DRAWING REMAINS WITH WHITE WATER DESIGN STUDIO AND IT MAY NOT BE REPRODUCED IN ANY WHICH MANNER WITHOUT PRIOR WRITTEN CONSENT.

1. FIGURED DIMENSIONS ARE TO BE USED IN PREFERENCES TO SCALED SIZES. ALL DIMENSIONS MUST BE CHECKED BEFORE COMMENCING WORK ON SITE.
2. THIS DRAWINGS TO BE READ IN CONJUNCTION WITH ALL OTHER RELEVANT DRAWINGS.
3. ALL PROPOSED WORKS TO BE CARRIED OUT IN ACCORDANCE WITH TECHNICAL SPECIFICATIONS AND SCHEDULES MENTIONED FOR INTERIOR WORKS.
4. ALL WORK IS TO BE CARRIED OUT STRICTLY IN ACCORDANCE WITH ISI STANDARDS (WHERE APPLICABLE) & BEST TRADE PRACTICES ALL WORK MUST SATISFY THE REQUIREMENTS OF THE LOCAL AUTHORITIES.
5. WHITE WATER DESIGN STUDIO TO APPROVE ALL CONTRACTORS' SETTINGS OUT & ALL CO-ORDINATION SHOP DRAWINGS PRIOR TO ALL MANUFACTURERS, CONTRACTORS, INSTALLERS & SPECIALISTS TO BE RESPONSIBLE FOR ENSURING THAT ALL OF THEIR COMMENCEMENT OF INSTALLATION.
6. WORKS FULLY COMPLY WITH THE REQUIREMENTS OF THE LOCAL AUTHORITIES & FIRE DEPARTMENT & THAT ALL SAFETY STANDARDS ARE MET THROUGHOUT.
7. ALL FIT-OUT CONTRACTORS & SPECIALISTS TO PREPARE FULL SHOP DRAWINGS WITH SPECIFIC REFERENCE TO SITE CONDITIONS FOR WHITE WATER DESIGN STUDIO APPROVAL PRIOR TO MANUFACTURE & INSTALLATION AS APPROPRIATE TO THEIR TASK.

KEY PLAN :



AMMENDMENTS :

S.NO.	REV DATE	DESCRIPTION

DRAWING TITLE:
EXTERNAL GRAPHIC DETAIL

DRAWING NO :

20

DATE : 05-02-2024
SCALE : AS STATED
DRN. BY : VIJETA
CHKD. BY : SHILPA

LOCATION:
KFC- LVL FF 041-HYDERABAD

PROJECT:
KFC- LVL FF 041-HYDERABAD

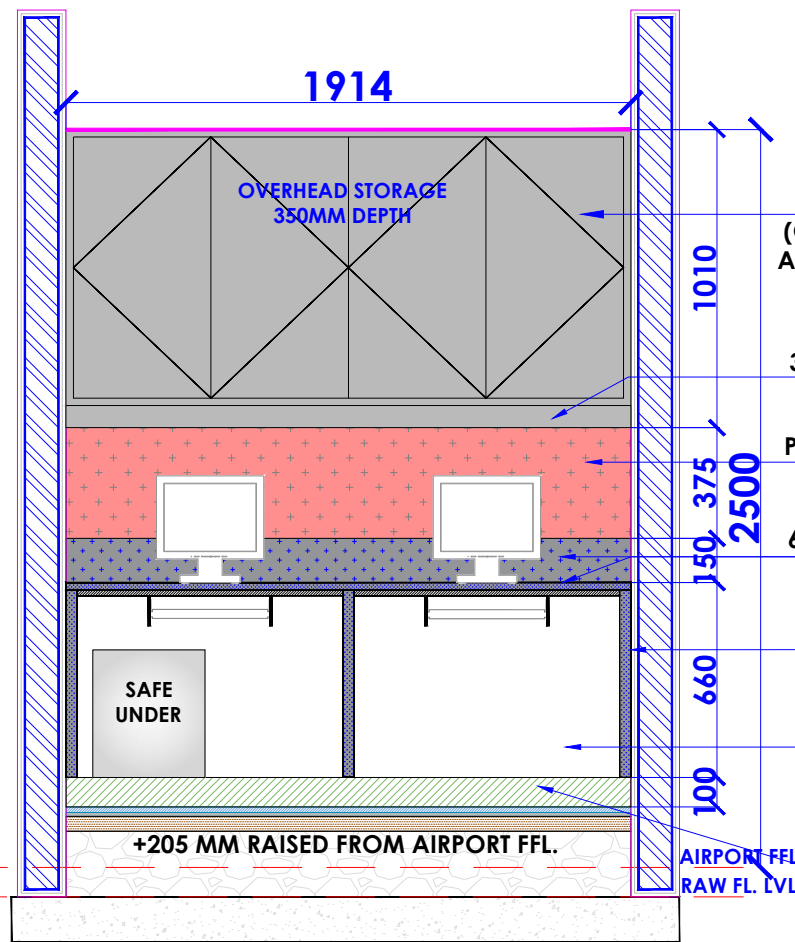
CLIENT :

TFS

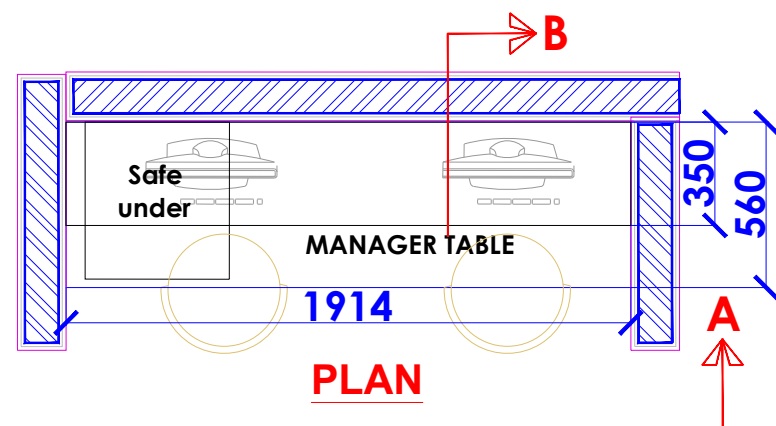
WHITE WATER DESIGN STUDIO R



HEAD OFFICE:-
Anchorage, off Govandi Station Rd
Near Amarnath Patel Ground, Govandi-(E)
Mumbai 400 088
TEL: +91 22 6740 7640.
Email: studio@whitewaterdesign.in



FRONT ELEVATION - A



PLAN

3/4" THK COM. BOARD SHUTTER FINISHED WITH 132 - CYCLONE (GREENLAM) LAMINATE EXTERNALLY AND INTERNALLY BY WHITE LAMINATE (FIRE RATED PLY)

3" HIGH PELMET FINISHED WITH 132 - CYCLONE (GREENLAM) LAMINATE

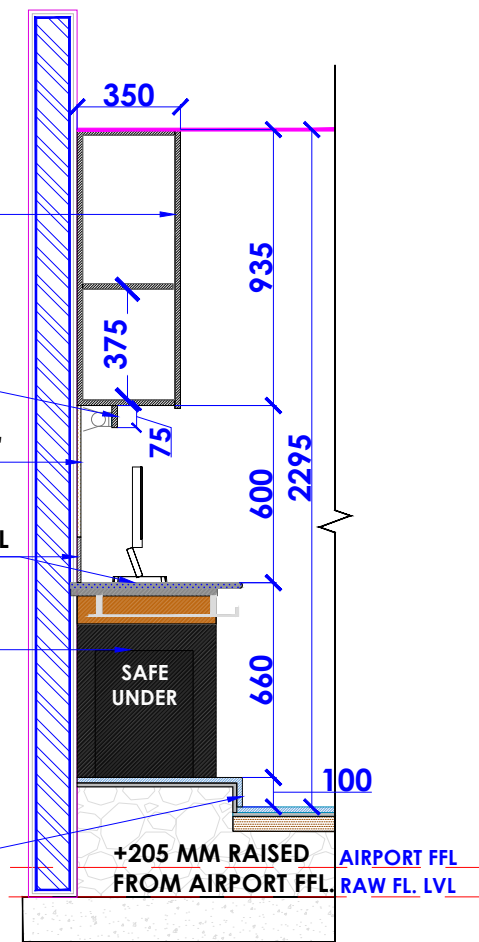
PIN UP BOARD WITH RED CLOTH OVER 1/2" THK PLY (FIRE RATED PLY)

6" HT BAND & 3/4" THK GRANITE TOP (STEEL GREY/BLACK) FIXED TO MARBLE BASE

1 1/2" THK GRANITE VERTICAL SUPPORT

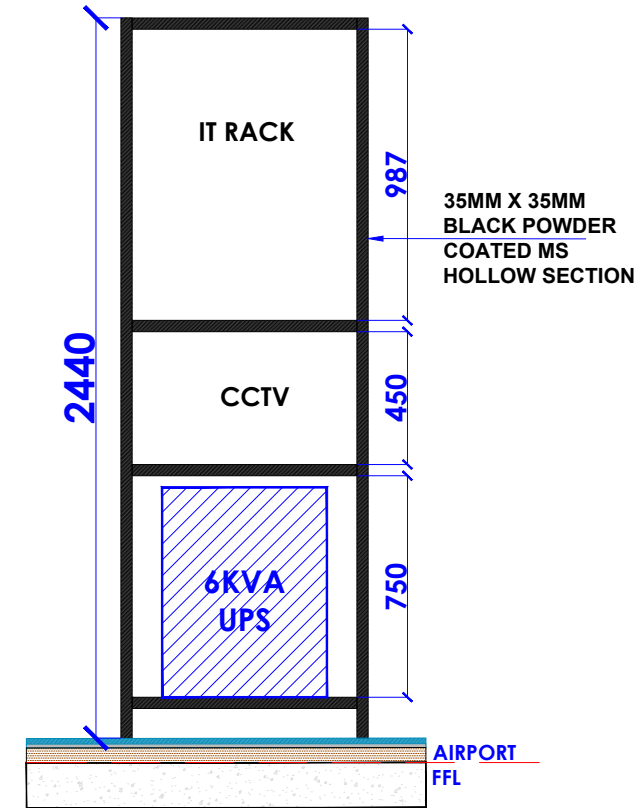
WALL TO BE FINISHED WITH MATT FINISH WHITE TILE (MAKE - KAJARIA - BLANCO NIEVE - 2'- W X 1'-H)

4" HIGH SIPORES PLATFORM FINISHED WITH KOTA TILE

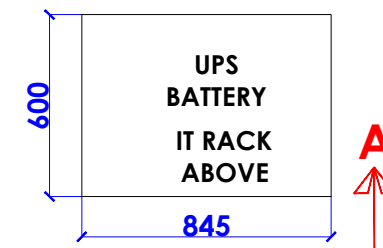


SECTION - B

**MANAGER TABLE
DETAIL**



FRONT ELEVATION



PLAN

IT RACK DETAIL

NOTES :

- THE COPYRIGHT OF THIS DRAWING REMAINS WITH WHITE WATER DESIGN STUDIO AND IT MAY NOT BE REPRODUCED IN ANY MANNER WITHOUT PRIOR WRITTEN CONSENT.
- FIGURED DIMENSIONS ARE TO BE USED IN PREFERENCE TO SCALED SIZES. ALL DIMENSIONS MUST BE CHECKED BEFORE COMMENCING WORK ON SITE.
 - THIS DRAWINGS TO BE READ IN CONJUNCTION WITH ALL OTHER RELEVANT DRAWINGS.
 - ALL PROPOSED WORKS TO BE CARRIED OUT IN ACCORDANCE WITH TECHNICAL SPECIFICATIONS AND SCHEDULES MENTIONED FOR INTERIOR WORKS.
 - READ THIS DRAWING IN CONJUNCTION WITH ALL CONSULTANTS' & SPECIALISTS' DRAWINGS, DETAILS, SCHEDULES & SPECIFICATIONS FOR :
 i. SPRINKLER INSTALLATION
 ii. AUTOMATIC FIRE DETECTION SYSTEMS
 iii. AIR CONDITIONING SYSTEM & DISTRIBUTION (HVAC)
 iv. EMERGENCY LIGHTING
 v. PRIMARY WIRING DESIGN & DISTRIBUTION
 - ALL WORK IS TO BE CARRIED OUT STRICTLY IN ACCORDANCE WITH IS STANDARDS (WHERE APPLICABLE) & BEST TRADE PRACTICES. ALL WORK MUST SATISFY THE REQUIREMENTS OF THE LOCAL AUTHORITIES.
 - WHITE WATER DESIGN STUDIO TO APPROVE ALL CONTRACTORS' SETTINGS OUT & ALL CO-ORDINATION SHOP DRAWINGS PRIOR TO ALL MANUFACTURERS, CONTRACTORS, INSTALLERS & SPECIALISTS TO BE RESPONSIBLE FOR ENSURING THAT ALL OF THEIR COMMENCEMENT OF INSTALLATION
 - WORKS FULLY COMPLY WITH THE REQUIREMENTS OF THE LOCAL AUTHORITIES & FIRE DEPARTMENT & THAT ALL SAFETY STANDARDS ARE MET THROUGHOUT.
 - ALL FIT-OUT CONTRACTORS & SPECIALISTS TO PREPARE FULL SHOP DRAWINGS WITH SPECIFIC REFERENCE TO SITE CONDITIONS FOR WHITE WATER DESIGN STUDIO APPROVAL PRIOR TO MANUFACTURE & INSTALLATION AS APPROPRIATE TO THEIR TASK.

KEY PLAN :



AMMENDMENTS :

S.NO.	REV.DATE	DESCRIPTION

DRAWING NO :

21

DRAWING TITLE :

MANAGER TABLE & IT RACK DETAIL

LOCATION :

KFC- LVL FF 041-HYDERABAD

DATE : 05-02-2024
 SCALE : NTS
 DRN. BY : VIJETA
 CHKD. BY :

PROJECT :

KFC- LVL FF 041-HYDERABAD

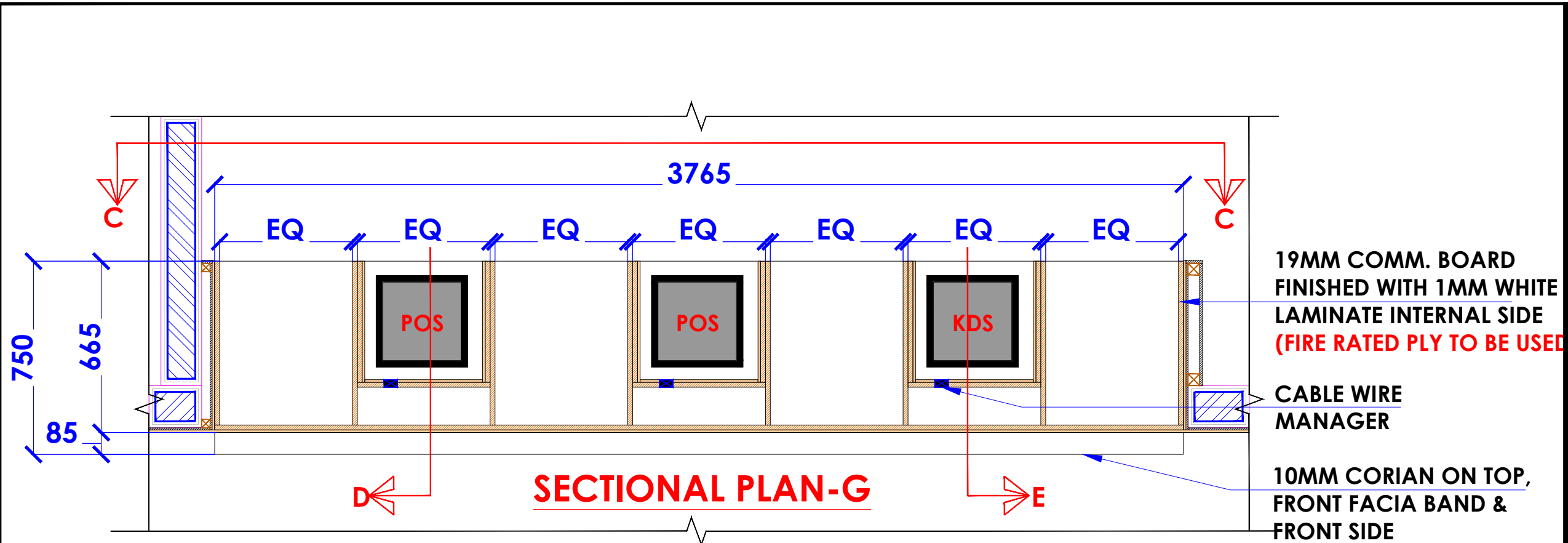
CLIENT :

TFS

WHITE WATER DESIGN STUDIO R



HEAD OFFICE:-
 Anchorage, off Govandi Station Rd
 Near Amarnath Patil Ground, Govandi-(E)
 Mumbai 400 088
 TEL: +91 22 6740 7640.
 Email: studio@whitewaterdesign.in



- NOTES :**
- THE COPYRIGHT OF THIS DRAWING REMAINS WITH WHITE WATER DESIGN STUDIO AND IT MAY NOT BE REPRODUCED IN ANY MANNER WITHOUT PRIOR WRITTEN CONSENT.
 - FIGURED DIMENSIONS ARE TO BE USED IN PREFERENCE TO SCALED SIZES. ALL DIMENSIONS MUST BE CHECKED BEFORE COMMENCING WORK ON SITE.
 - THIS DRAWINGS TO BE READ IN CONJUNCTION WITH ALL OTHER RELEVANT DRAWINGS.
 - ALL PROPOSED WORKS TO BE CARRIED OUT IN ACCORDANCE WITH TECHNICAL SPECIFICATIONS AND SCHEDULES MENTIONED FOR INTERIOR WORKS.
 - READ THIS DRAWING IN CONJUNCTION WITH ALL CONSULTANTS' & SPECIALISTS' DRAWINGS, DETAILS, SCHEDULES & SPECIFICATIONS FOR :
 - i. SPRINKLER INSTALLATION
 - ii. AUTOMATIC FIRE DETECTION SYSTEMS
 - iii. AIR CONDITIONING SYSTEM & DISTRIBUTION(HVAC)
 - iv. EMERGENCY LIGHTING
 - v. PRIMARY WIRING DESIGN & DISTRIBUTION
 - ALL WORK IS TO BE CARRIED OUT STRICTLY IN ACCORDANCE WITH IS STANDARDS (WHERE APPLICABLE) & BEST TRADE PRACTICES. ALL WORK MUST SATISFY THE REQUIREMENTS OF THE LOCAL AUTHORITIES.
 - WHITE WATER DESIGN STUDIO TO APPROVE ALL CONTRACTORS' SETTINGS OUT & ALL CO-ORDINATION SHOP DRAWINGS PRIOR TO ALL MANUFACTURERS, CONTRACTORS, INSTALLERS, & SPECIALISTS TO BE RESPONSIBLE FOR ENSURING THAT ALL OF THEIR COMMENCEMENT OF INSTALLATION
 - WORKS FULLY COMPLY WITH THE REQUIREMENTS OF THE LOCAL AUTHORITIES & FIRE DEPARTMENT & THAT ALL SAFETY STANDARDS ARE MET THROUGHOUT.
 - ALL FIT-OUT CONTRACTORS & SPECIALISTS TO PREPARE FULL SHOP DRAWINGS WITH SPECIFIC REFERENCE TO SITE CONDITIONS FOR WHITE WATER DESIGN STUDIO APPROVAL PRIOR TO MANUFACTURE & INSTALLATION AS APPROPRIATE TO THEIR TASK.



AMMENDMENTS :

S.NO.	REV.DATE	DESCRIPTION

DRAWING NO :
22

DRAWING TITLE :
MAIN COUNTER DETAIL SHEET 1

LOCATION :
KFC- LVL FF 041-HYDERABAD

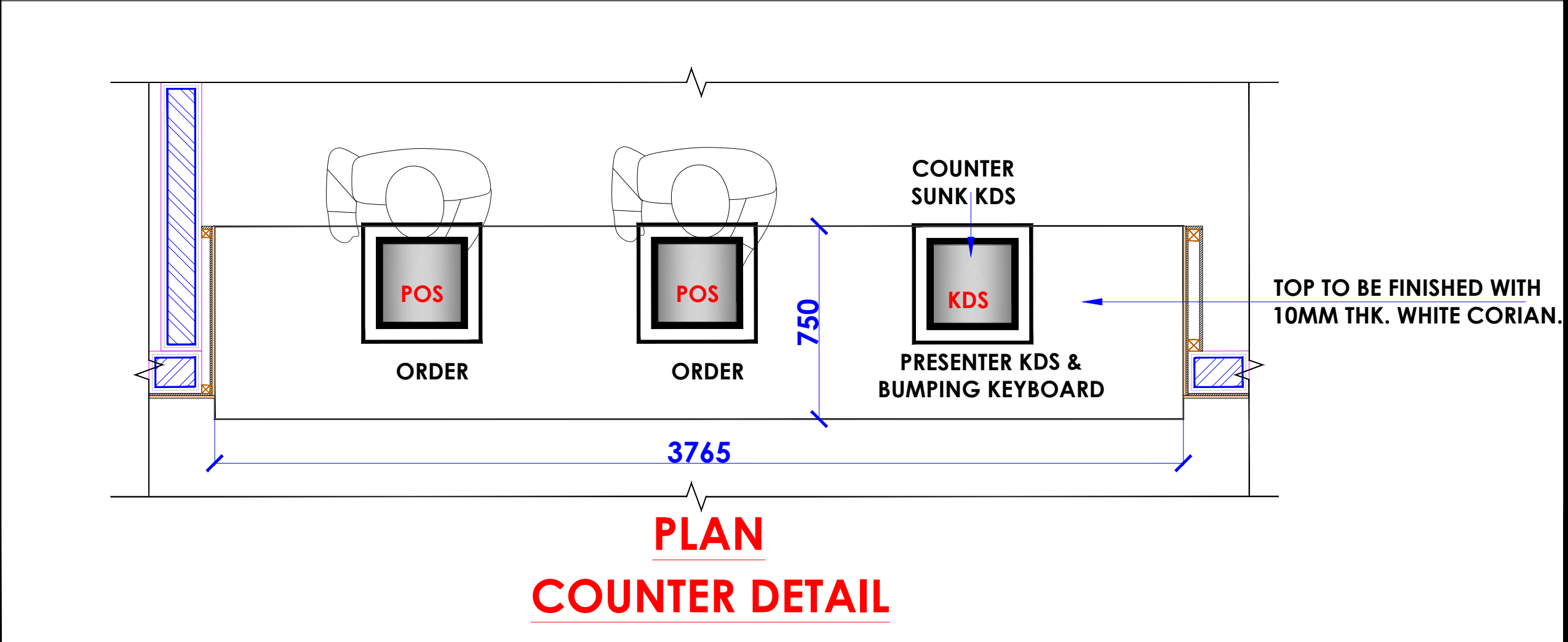
DATE : 05-02-2024
SCALE : NTS
DRN. BY : VIJETA
CHKD. BY :


PROJECT :
KFC- LVL FF 041-HYDERABAD

CLIENT :
TFS



HEAD OFFICE:-
Anchorage, off Govandi Station Rd
Near Amarnath Patil Ground, Govandi-(E)
Mumbai 400 088
TEL: +91 22 6740 7640.
Email: studio@whitewaterdesign.in





FRONT ELEVATION

COUNTER TOP & FACIA TO BE FINISHED WITH WHITE CORIAN

COUNTER FRONT & TO BE FINISHED WITH WHITE CORIAN

10 MM THK. STRIP TO BE FINISHED WITH RED CORIAN

SKIRTING TO BE FINISHED IN SS 304 GRADE

- NOTES :**
- THE COPYRIGHT OF THIS DRAWING REMAINS WITH WHITE WATER DESIGN STUDIO AND IT MAY NOT BE REPRODUCED IN ANY MANNER WITHOUT PRIOR WRITTEN CONSENT.
 - FIGURED DIMENSIONS ARE TO BE USED IN PREFERENCE TO SCALED SIZES. ALL DIMENSIONS MUST BE CHECKED BEFORE COMMENCING WORK ON SITE.
 - THIS DRAWINGS TO BE READ IN CONJUNCTION WITH ALL OTHER RELEVANT DRAWINGS.
 - ALL PROPOSED WORKS TO BE CARRIED OUT IN ACCORDANCE WITH TECHNICAL SPECIFICATIONS AND SCHEDULES MENTIONED FOR INTERIOR WORKS.
 - READ THIS DRAWING IN CONJUNCTION WITH ALL CONSULTANTS' & SPECIALISTS' DRAWINGS, DETAILS, SCHEDULES & SPECIFICATIONS FOR :
 i. SPRINKLER INSTALLATION
 ii. AUTOMATIC FIRE DETECTION SYSTEMS
 iii. AIR CONDITIONING SYSTEM & DISTRIBUTION(HVAC)
 iv. EMERGENCY LIGHTING
 v. PRIMARY WIRING DESIGN & DISTRIBUTION
 - ALL WORK IS TO BE CARRIED OUT STRICTLY IN ACCORDANCE WITH IS STANDARDS (WHERE APPLICABLE) & BEST TRADE PRACTICES. ALL WORK MUST SATISFY THE REQUIREMENTS OF THE LOCAL AUTHORITIES.
 - WHITE WATER DESIGN STUDIO TO APPROVE ALL CONTRACTORS' SETTINGS OUT & ALL CO-ORDINATION SHOP DRAWINGS PRIOR TO ALL MANUFACTURERS, CONTRACTORS, INSTALLERS, & SPECIALISTS TO BE RESPONSIBLE FOR ENSURING THAT ALL OF THEIR COMMENCEMENT OF INSTALLATION
 - WORKS FULLY COMPLY WITH THE REQUIREMENTS OF THE LOCAL AUTHORITIES & FIRE DEPARTMENT & THAT ALL SAFETY STANDARDS ARE MET THROUGHOUT.
 - ALL FIT-OUT CONTRACTORS & SPECIALISTS TO PREPARE FULL SHOP DRAWINGS WITH SPECIFIC REFERENCE TO SITE CONDITIONS FOR WHITE WATER DESIGN STUDIO APPROVAL PRIOR TO MANUFACTURE & INSTALLATION AS APPROPRIATE TO THEIR TASK.



AMMENDMENTS :

S.NO.	REV.DATE	DESCRIPTION

DRAWING NO :
23

DRAWING TITLE :
MAIN COUNTER DETAIL SHEET 2

LOCATION :
KFC- LVL FF 041-HYDERABAD

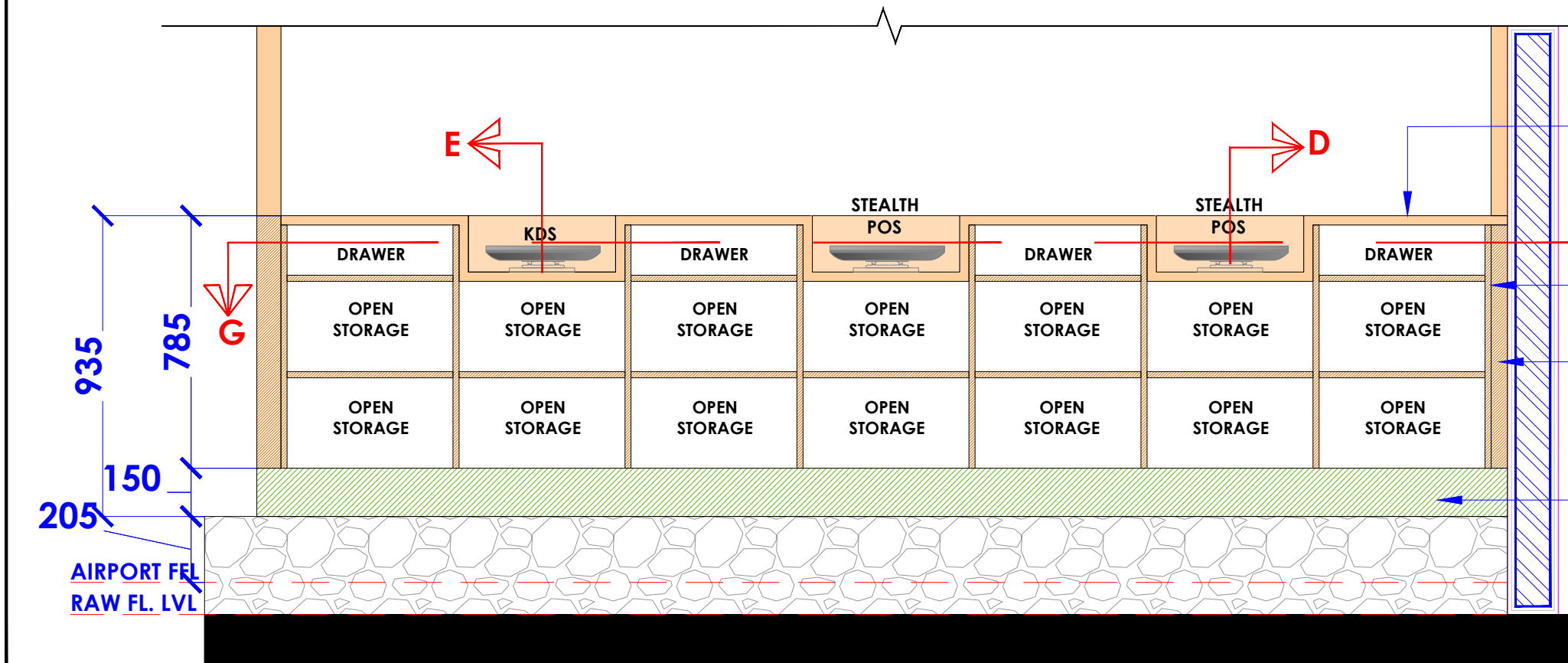
DATE : 05-02-2024
SCALE : NTS
DRN. BY : VIJETA
CHKD. BY :

PROJECT :
KFC- LVL FF 041-HYDERABAD

CLIENT :
TFS



HEAD OFFICE:-
 Anchorage, off Govandi Station Rd
 Near Amarnath Patil Ground, Govandi-(E)
 Mumbai 400 088
 TEL: +91 22 6740 7640.
 Email: studio@whitewaterdesign.in



ELEVATION -C

10MM CORIAN ON TOP & FRONT FACIA BAND

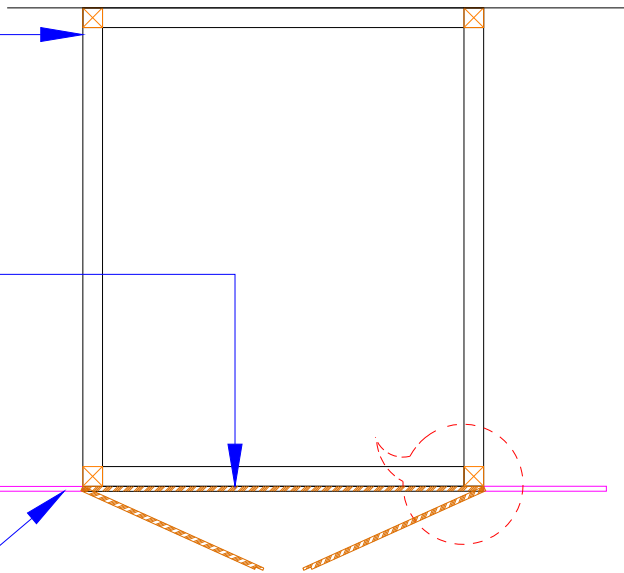
19MM COMM. BOARD FINISHED WITH 1mm THK WHITE SUEDE LAMINATE ON INTERNAL & EXTERNAL EDGES (FIRE RATED PLY TO BE USED)

6" HT. SIPOREX BAT COBA TO BE FINISHED WITH KOTA STONE TILES

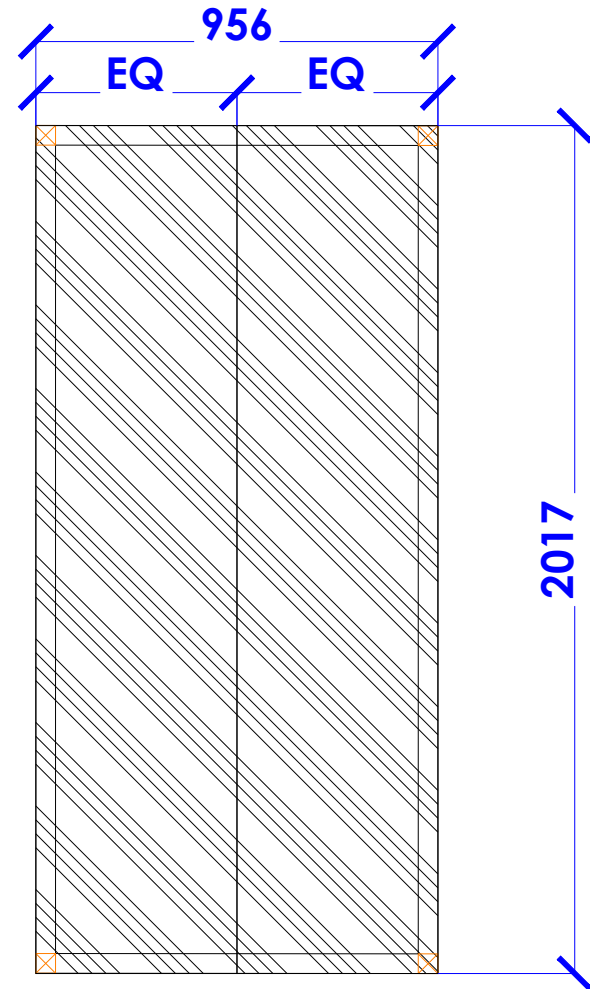
50 X 50 MM THK WOODEN
FRAME WORK TILL MS
STRUCTURE

12 MM THK PLY WITH
LAMINATE
(COLOR MATCHING WITH
GRID CEILING & DOOR
FITTING WITH NECESSARY
HARDWARE (FIRE RATED PLY
TO BE USED))

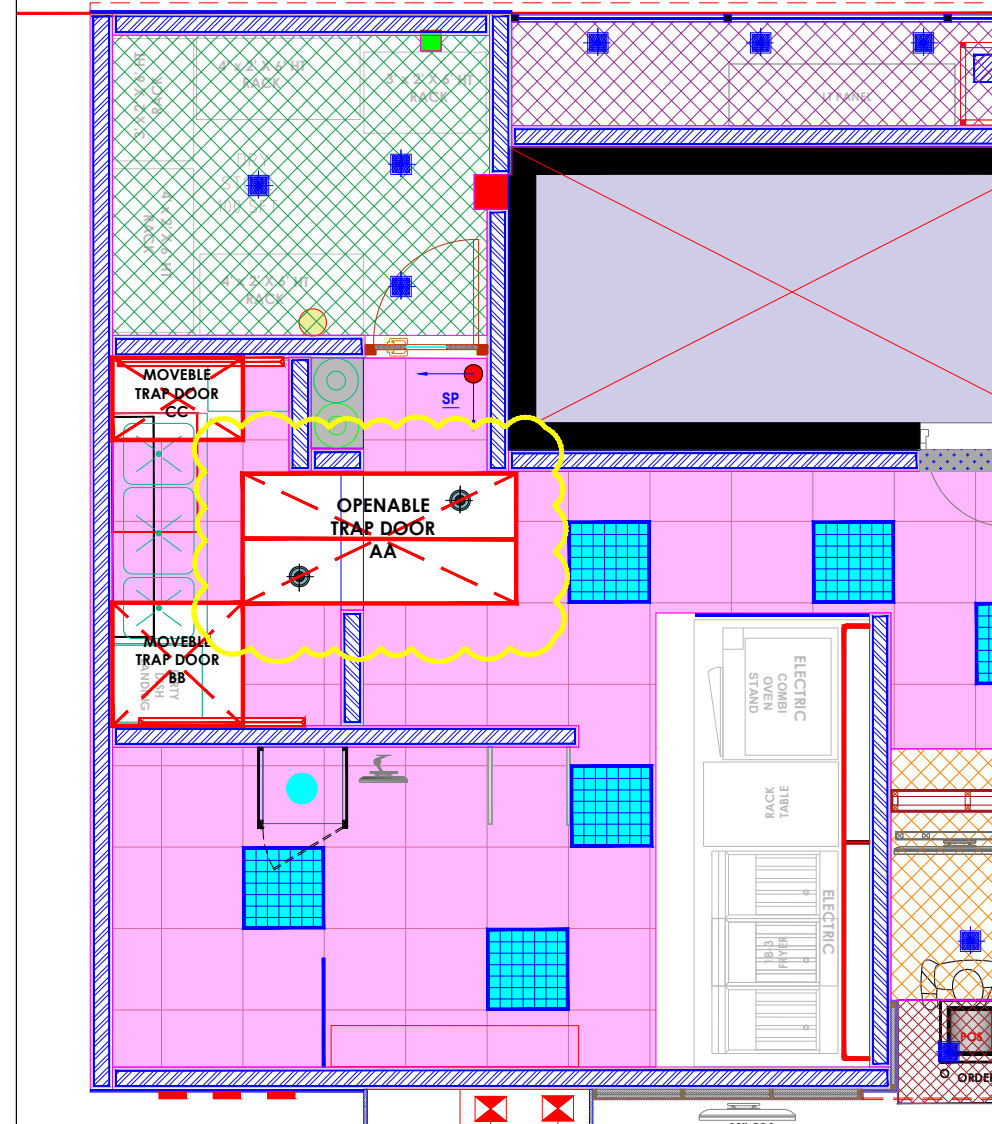
GRID CEILING @ 2355 MM
FROM AIRPORT FFL



SECTION



**TRAP DOOR-AA PLAN
OPENABLE TRAP
DOOR DETAIL**



KEY PLAN

NOTES :

- THE COPYRIGHT OF THIS DRAWING REMAINS WITH WHITE WATER DESIGN STUDIO AND IT MAY NOT BE REPRODUCED IN ANY MANNER WITHOUT PRIOR WRITTEN CONSENT.
- FIGURED DIMENSIONS ARE TO BE USED IN PREFERENCE TO SCALED SIZES. ALL DIMENSIONS MUST BE CHECKED BEFORE COMMENCING WORK ON SITE.
 - THIS DRAWINGS TO BE READ IN CONJUNCTION WITH ALL OTHER RELEVANT DRAWINGS.
 - ALL PROPOSED WORKS TO BE CARRIED OUT IN ACCORDANCE WITH TECHNICAL SPECIFICATIONS AND SCHEDULES MENTIONED FOR INTERIOR WORKS.
 - READ THIS DRAWING IN CONJUNCTION WITH ALL CONSULTANTS' & SPECIALISTS' DRAWINGS, DETAILS, SCHEDULES & SPECIFICATIONS FOR :
i. SPRINKLER INSTALLATION
ii. AUTOMATIC FIRE DETECTION SYSTEMS
iii. AIR CONDITIONING SYSTEM & DISTRIBUTION (HVAC)
iv. EMERGENCY LIGHTING
v. PRIMARY WIRING DESIGN & DISTRIBUTION
 - ALL WORK IS TO BE CARRIED OUT STRICTLY IN ACCORDANCE WITH IS STANDARDS (WHERE APPLICABLE) & BEST TRADE PRACTICES. ALL WORK MUST SATISFY THE REQUIREMENTS OF THE LOCAL AUTHORITIES.
 - WHITE WATER DESIGN STUDIO TO APPROVE ALL CONTRACTORS' SETTINGS OUT & ALL CO-ORDINATION SHOP DRAWINGS PRIOR TO ALL MANUFACTURERS, CONTRACTORS, INSTALLERS & SPECIALISTS TO BE RESPONSIBLE FOR ENSURING THAT ALL OF THEIR COMMENCEMENT OF INSTALLATION
 - WORKS FULLY COMPLY WITH THE REQUIREMENTS OF THE LOCAL AUTHORITIES & FIRE DEPARTMENT & THAT ALL SAFETY STANDARDS ARE MET THROUGHOUT.
 - ALL FIT-OUT CONTRACTORS & SPECIALISTS TO PREPARE FULL SHOP DRAWINGS WITH SPECIFIC REFERENCE TO SITE CONDITIONS FOR WHITE WATER DESIGN STUDIO APPROVAL PRIOR TO MANUFACTURE & INSTALLATION AS APPROPRIATE TO THEIR TASK.

KEY PLAN :



AMMENDMENTS :

S.NO.	REV.DATE	DESCRIPTION

DRAWING NO :

25

DRAWING TITLE :

TRAP DOOR DETAIL - AA

LOCATION :

KFC- LVL FF 041-HYDERABAD

DATE : 05-02-2024

SCALE : NTS

DRN. BY : VIJETA

CHKD. BY :

PROJECT :

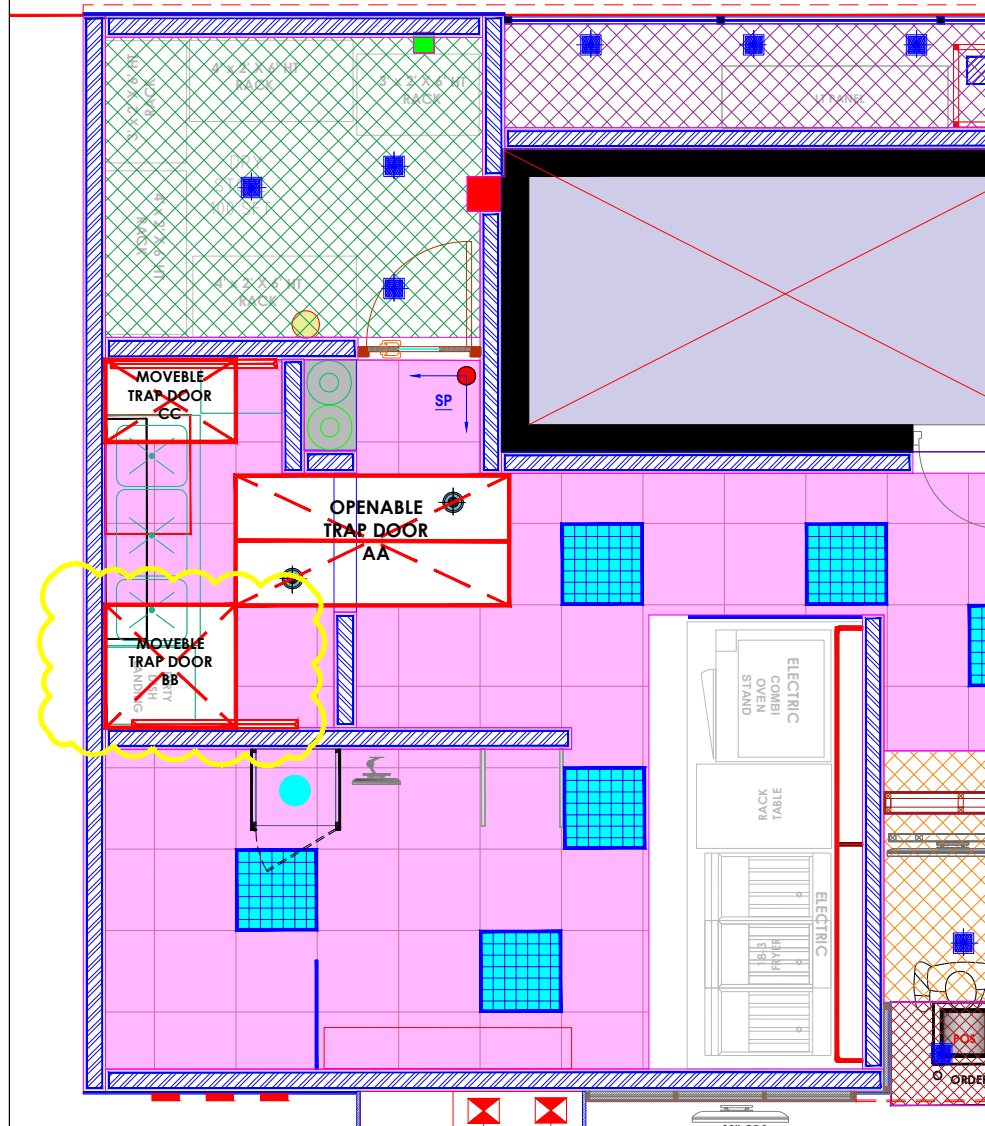
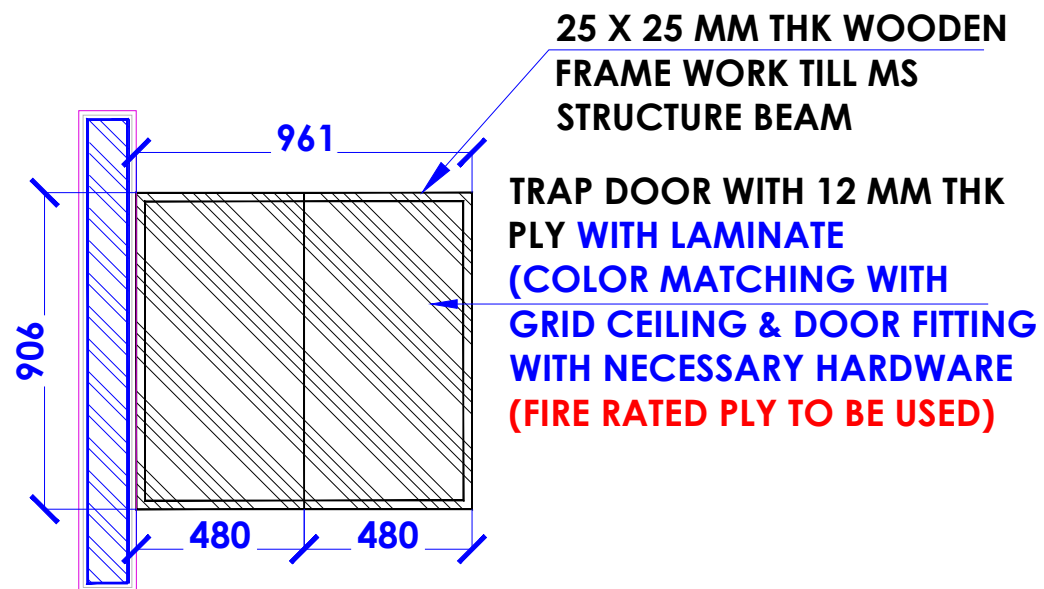
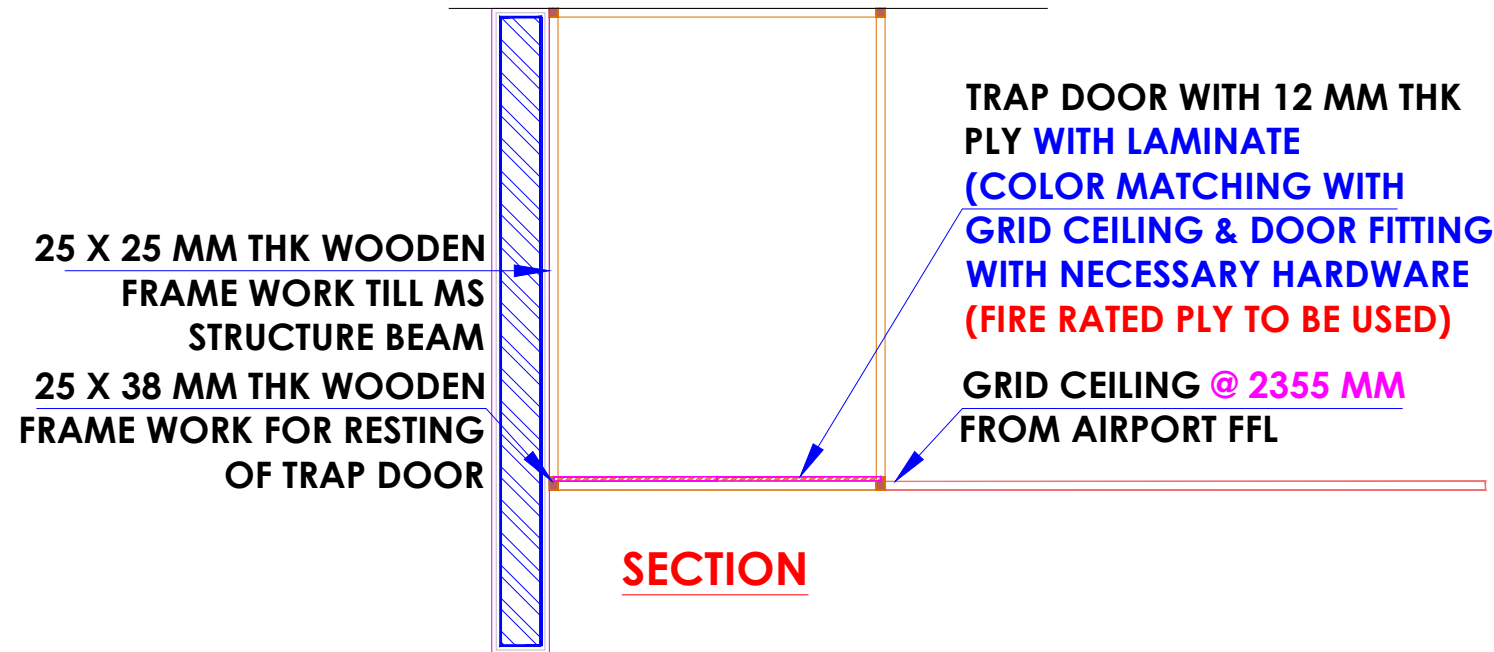
**KFC- LVL FF
041-HYDERABAD**

CLIENT :

TFS



HEAD OFFICE:-
Anchorage, off Govandi Station Rd
Near Amarnath Patil Ground, Govandi-(E)
Mumbai 400 088
TEL: +91 22 6740 7640.
Email: studio@whitewaterdesign.in



- NOTES :**
- THE COPYRIGHT OF THIS DRAWING REMAINS WITH WHITE WATER DESIGN STUDIO AND IT MAY NOT BE REPRODUCED IN ANY WHICH MANNER WITHOUT PRIOR WRITTEN CONSENT.
- FIGURED DIMENSIONS ARE TO BE USED IN PREFERENCE TO SCALED SIZES. ALL DIMENSIONS MUST BE CHECKED BEFORE COMMENCING WORK ON SITE.
 - THIS DRAWINGS TO BE READ IN CONJUNCTION WITH ALL OTHER RELEVANT DRAWINGS.
 - ALL PROPOSED WORKS TO BE CARRIED OUT IN ACCORDANCE WITH TECHNICAL SPECIFICATIONS AND SCHEDULES MENTIONED FOR INTERIOR WORKS.
 - READ THIS DRAWING IN CONJUNCTION WITH ALL CONSULTANTS' & SPECIALISTS' DRAWINGS, DETAILS, SCHEDULES & SPECIFICATIONS FOR :
 i. SPRINKLER INSTALLATION
 ii. AUTOMATIC FIRE DETECTION SYSTEMS
 iii. AIR CONDITIONING SYSTEM & DISTRIBUTION(HVAC)
 iv. EMERGENCY LIGHTING
 v. PRIMARY WIRING DESIGN & DISTRIBUTION
 - ALL WORK IS TO BE CARRIED OUT STRICTLY IN ACCORDANCE WITH IS STANDARDS (WHERE APPLICABLE) & BEST TRADE PRACTICES. ALL WORK MUST SATISFY THE REQUIREMENTS OF THE LOCAL AUTHORITIES.
 - WHITE WATER DESIGN STUDIO TO APPROVE ALL CONTRACTORS' SETTINGS OUT & ALL CO-ORDINATION SHOP DRAWINGS PRIOR TO ALL MANUFACTURERS, CONTRACTORS, INSTALLERS & SPECIALISTS TO BE RESPONSIBLE FOR ENSURING THAT ALL OF THEIR COMMENCEMENT OF INSTALLATION
 - WORKS FULLY COMPLY WITH THE REQUIREMENTS OF THE LOCAL AUTHORITIES & FIRE DEPARTMENT & THAT ALL SAFETY STANDARDS ARE MET THROUGHOUT.
 - ALL FIT-OUT CONTRACTORS & SPECIALISTS TO PREPARE FULL SHOP DRAWINGS WITH SPECIFIC REFERENCE TO SITE CONDITIONS FOR WHITE WATER DESIGN STUDIO APPROVAL PRIOR TO MANUFACTURE & INSTALLATION AS APPROPRIATE TO THEIR TASK.



AMMENDMENTS :

S.NO.	REV.DATE	DESCRIPTION

DRAWING NO :
26

DRAWING TITLE :
TRAP DOOR DETAIL - BB

LOCATION :
KFC- LVL FF 041-HYDERABAD

DATE : 05-02-2024
SCALE : NTS
DRN. BY : VIJETA
CHKD. BY :

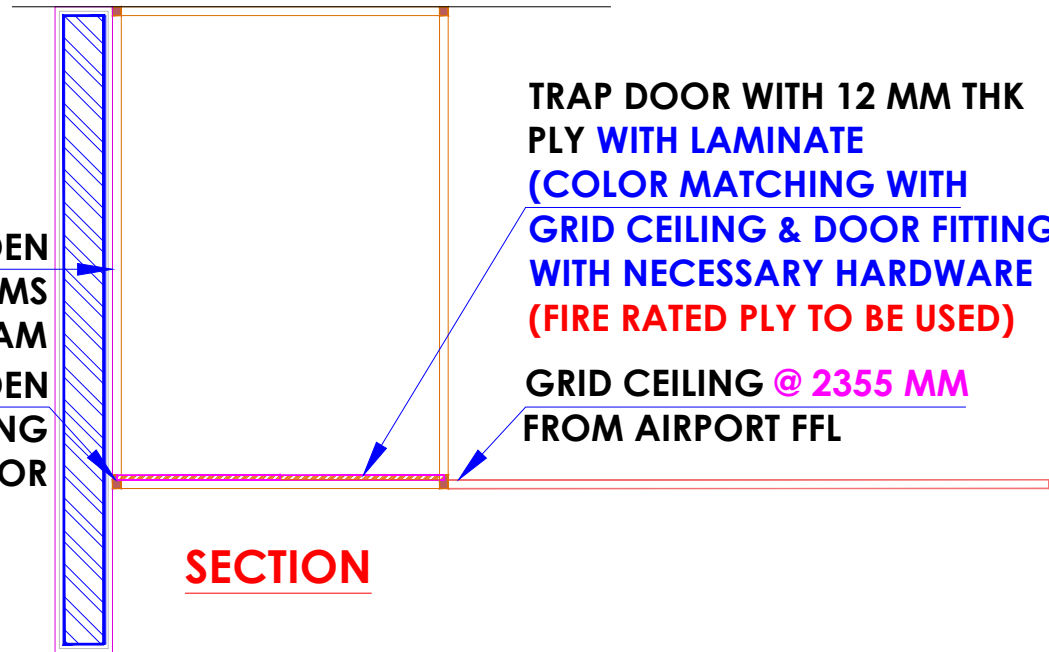
PROJECT :
KFC- LVL FF 041-HYDERABAD

CLIENT :
TFS

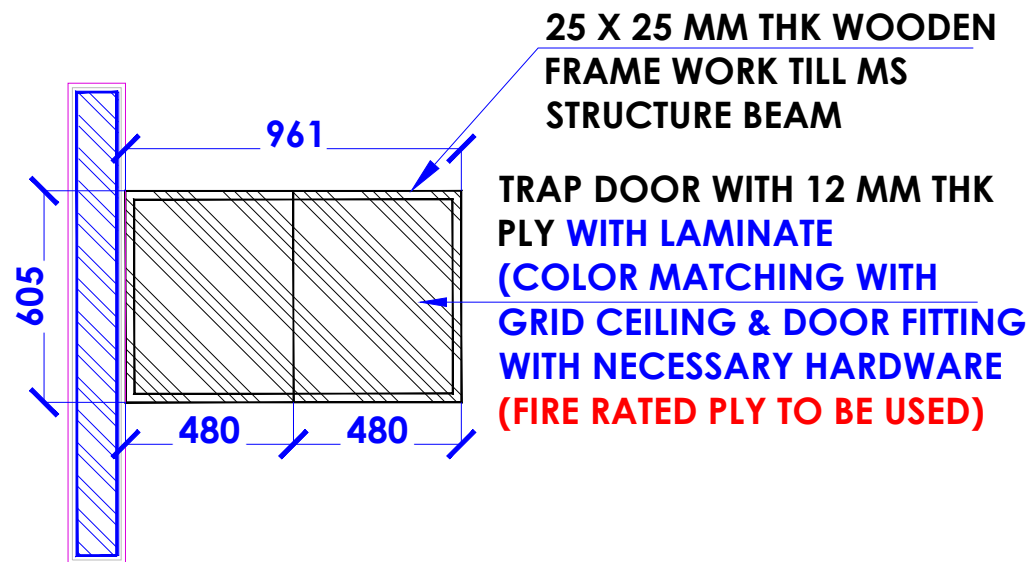


HEAD OFFICE:-
 Anchorage, off Govandi Station Rd
 Near Amarnath Patil Ground, Govandi-(E)
 Mumbai 400 088
 TEL: +91 22 6740 7640.
 Email: studio@whitewaterdesign.in

25 X 25 MM THK WOODEN
FRAME WORK TILL MS
STRUCTURE BEAM
25 X 38 MM THK WOODEN
FRAME WORK FOR RESTING
OF TRAP DOOR



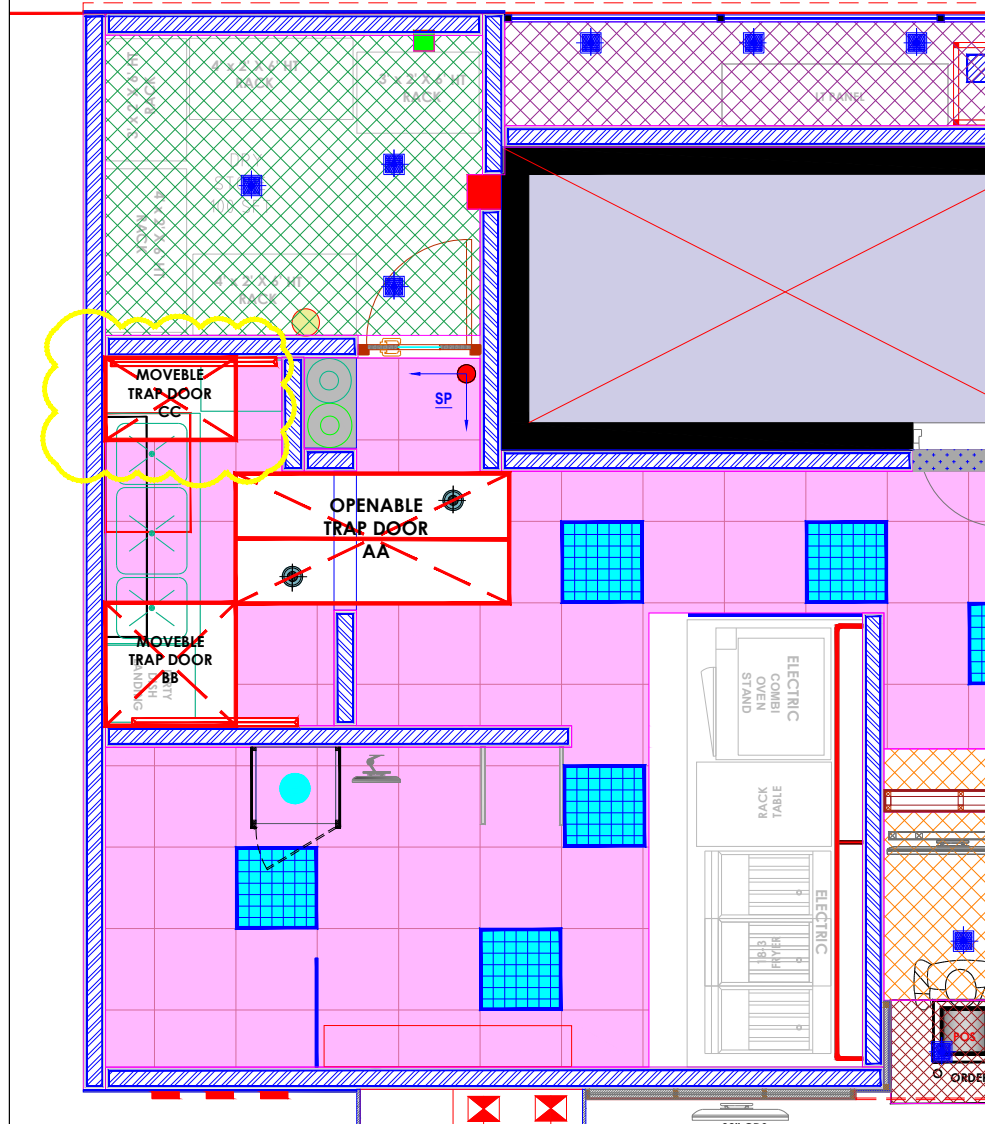
SECTION



**TRAP DOOR -CC PLAN
MOVABLE TRAP
DOOR DETAIL**

TRAP DOOR WITH 12 MM THK
PLY WITH LAMINATE
(COLOR MATCHING WITH
GRID CEILING & DOOR FITTING
WITH NECESSARY HARDWARE
(FIRE RATED PLY TO BE USED)
GRID CEILING @ 2355 MM
FROM AIRPORT FFL

25 X 25 MM THK WOODEN
FRAME WORK TILL MS
STRUCTURE BEAM
TRAP DOOR WITH 12 MM THK
PLY WITH LAMINATE
(COLOR MATCHING WITH
GRID CEILING & DOOR FITTING
WITH NECESSARY HARDWARE
(FIRE RATED PLY TO BE USED)



KEY PLAN

NOTES :

- THE COPYRIGHT OF THIS DRAWING REMAINS WITH WHITE WATER DESIGN STUDIO AND IT MAY NOT BE REPRODUCED IN ANY MANNER WITHOUT PRIOR WRITTEN CONSENT.
- FIGURED DIMENSIONS ARE TO BE USED IN PREFERENCE TO SCALED SIZES. ALL DIMENSIONS MUST BE CHECKED BEFORE COMMENCING WORK ON SITE.
- THIS DRAWINGS TO BE READ IN CONJUNCTION WITH ALL OTHER RELEVANT DRAWINGS.
- ALL PROPOSED WORKS TO BE CARRIED OUT IN ACCORDANCE WITH TECHNICAL SPECIFICATIONS AND SCHEDULES MENTIONED FOR INTERIOR WORKS.
- READ THIS DRAWING IN CONJUNCTION WITH ALL CONSULTANTS' & SPECIALISTS' DRAWINGS, DETAILS, SCHEDULES & SPECIFICATIONS FOR :
i. SPRINKLER INSTALLATION
ii. AUTOMATIC FIRE DETECTION SYSTEMS
iii. AIR CONDITIONING SYSTEM & DISTRIBUTION (HVAC)
iv. EMERGENCY LIGHTING
v. PRIMARY WIRING DESIGN & DISTRIBUTION
- ALL WORK IS TO BE CARRIED OUT STRICTLY IN ACCORDANCE WITH IS STANDARDS (WHERE APPLICABLE) & BEST TRADE PRACTICES. ALL WORK MUST SATISFY THE REQUIREMENTS OF THE LOCAL AUTHORITIES.
- WHITE WATER DESIGN STUDIO TO APPROVE ALL CONTRACTORS' SETTINGS OUT & ALL CO-ORDINATION SHOP DRAWINGS PRIOR TO ALL MANUFACTURERS, CONTRACTORS, INSTALLERS & SPECIALISTS TO BE RESPONSIBLE FOR ENSURING THAT ALL OF THEIR COMMENCEMENT OF INSTALLATION
- WORKS FULLY COMPLY WITH THE REQUIREMENTS OF THE LOCAL AUTHORITIES & FIRE DEPARTMENT & THAT ALL SAFETY STANDARDS ARE MET THROUGHOUT.
- ALL FIT-OUT CONTRACTORS & SPECIALISTS TO PREPARE FULL SHOP DRAWINGS WITH SPECIFIC REFERENCE TO SITE CONDITIONS FOR WHITE WATER DESIGN STUDIO APPROVAL PRIOR TO MANUFACTURE & INSTALLATION AS APPROPRIATE TO THEIR TASK.

KEY PLAN :



AMMENDMENTS :

S.NO.	REV.DATE	DESCRIPTION

DRAWING NO :

27

DRAWING TITLE :

TRAP DOOR DETAIL - CC

LOCATION :

KFC- LVL FF 041-HYDERABAD

DATE : 05-02-2024

SCALE : NTS

DRN. BY : VIJETA

CHKD. BY :

PROJECT :

**KFC- LVL FF
041-HYDERABAD**

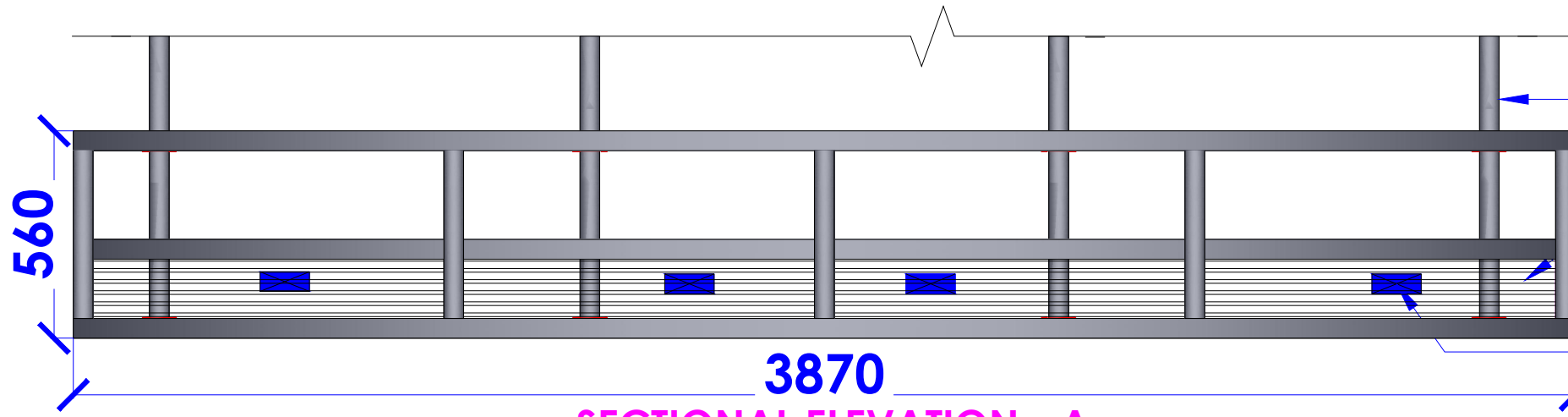
CLIENT :

TFS

**WHITE WATER
DESIGN STUDIO R**



HEAD OFFICE:-
Anchorage, off Govandi Station Rd
Near Amarnath Patil Ground, Govandi-(E)
Mumbai 400 088
TEL: +91 22 6740 7640.
Email: studio@whitewaterdesign.in

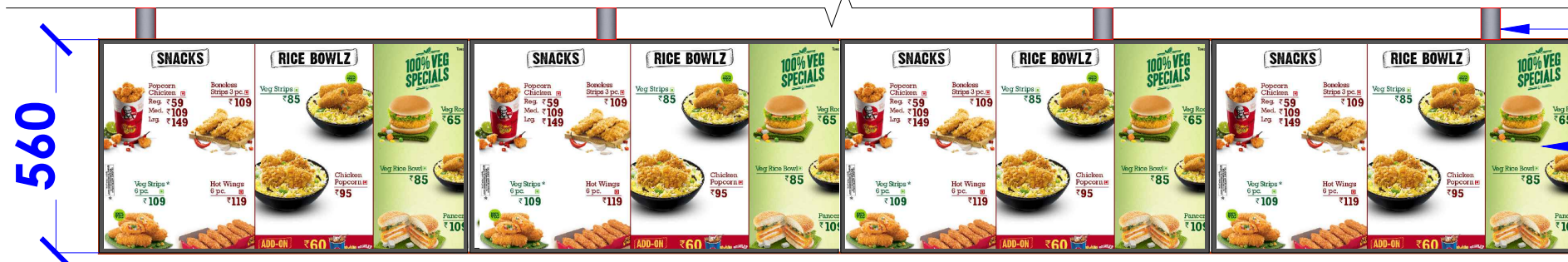


3870
SECTIONAL ELEVATION - A

**50X50mm thk. M.S. SECTION
FIXED ON M.S. BASE PLATE
SUPPORTED FROM SLAB**

**6" HT TRUNK FOR
ELECTRICAL SOCKET**

**SWITCH SOCKET AS PER
ELE. DWG**

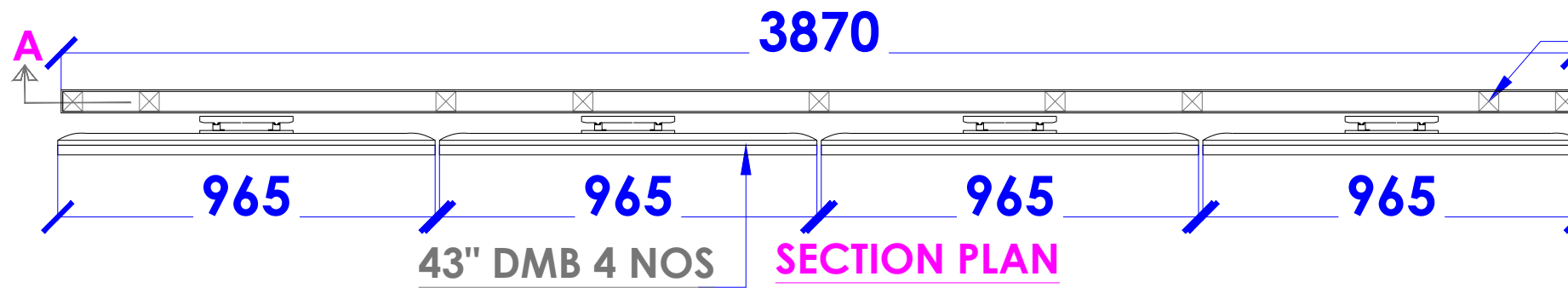


FRONT ELEVATION

**50X50mm thk. M.S. SECTION FIXED
ON M.S. BASE PLATE SUPPORTED
FROM SLAB**

**4 Nos. 43" LED SCREEN FIXED
OVER M.S. SECTION SUPPORT**

**50X50mm thk. M.S. FRAMEWORK
COVERED WITH M S SHEET TO BE
FINISHED WITH BLACK PAINT**



3870
43" DMB 4 NOS
SECTION PLAN

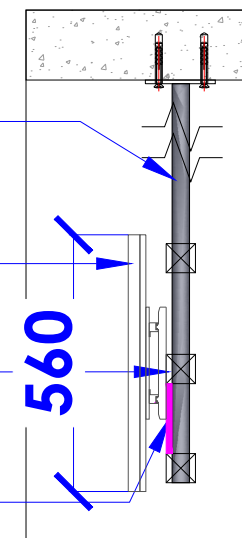
**50X50mm thk. M.S. SECTION
FIXED ON M.S. BASE PLATE
SUPPORTED FROM SLAB**

**50X50mm thk. M.S.
SECTION FIXED ON M.S.
BASE PLATE SUPPORTED
FROM SLAB**

43" LED

**50X50mm thk. M.S. SECTION
FIXED ON M.S. HORIZONTAL
SUPPORT**

**6" HT TRUNK FOR
ELECTRICAL SOCKET**



NOTES :

- THE COPYRIGHT OF THIS DRAWING REMAINS WITH WHITE WATER DESIGN STUDIO AND IT MAY NOT BE REPRODUCED IN ANY MANNER WITHOUT PRIOR WRITTEN CONSENT.
- FIGURED DIMENSIONS ARE TO BE USED IN PREFERENCE TO SCALED SIZES. ALL DIMENSIONS MUST BE CHECKED BEFORE COMMENCING WORK ON SITE.
 - THIS DRAWINGS TO BE READ IN CONJUNCTION WITH ALL OTHER RELEVANT DRAWINGS.
 - ALL PROPOSED WORKS TO BE CARRIED OUT IN ACCORDANCE WITH TECHNICAL SPECIFICATIONS AND SCHEDULES MENTIONED FOR INTERIOR WORKS.
 - READ THIS DRAWING IN CONJUNCTION WITH ALL CONSULTANTS' & SPECIALISTS' DRAWINGS, DETAILS, SCHEDULES & SPECIFICATIONS FOR :
i. SPRINKLER INSTALLATION
ii. AUTOMATIC FIRE DETECTION SYSTEMS
iii. AIR CONDITIONING SYSTEM & DISTRIBUTION(HVAC)
iv. EMERGENCY LIGHTING
v. PRIMARY WIRING DESIGN & DISTRIBUTION
 - ALL WORK IS TO BE CARRIED OUT STRICTLY IN ACCORDANCE WITH IS STANDARDS (WHERE APPLICABLE) & BEST TRADE PRACTICES. ALL WORK MUST SATISFY THE REQUIREMENTS OF THE LOCAL AUTHORITIES.
 - WHITE WATER DESIGN STUDIO TO APPROVE ALL CONTRACTORS' SETTINGS OUT & ALL CO-ORDINATION SHOP DRAWINGS PRIOR TO ALL MANUFACTURERS, CONTRACTORS, INSTALLERS & SPECIALISTS TO BE RESPONSIBLE FOR ENSURING THAT ALL OF THEIR COMMENCEMENT OF INSTALLATION
 - WORKS FULLY COMPLY WITH THE REQUIREMENTS OF THE LOCAL AUTHORITIES & FIRE DEPARTMENT & THAT ALL SAFETY STANDARDS ARE MET THROUGHOUT.
 - ALL FIT-OUT CONTRACTORS & SPECIALISTS TO PREPARE FULL SHOP DRAWINGS WITH SPECIFIC REFERENCE TO SITE CONDITIONS FOR WHITE WATER DESIGN STUDIO APPROVAL PRIOR TO MANUFACTURE & INSTALLATION AS APPROPRIATE TO THEIR TASK.

KEY PLAN :



AMMENDMENTS :

S.NO.	REV.DATE	DESCRIPTION

DRAWING NO :

28

DRAWING TITLE :

DMB DETAIL

LOCATION :

KFC- LVL FF 041-HYDERABAD

DATE : 05-02-2024

SCALE : NTS

DRN. BY : VIJETA

CHKD. BY :

PROJECT :

**KFC- LVL FF
041-HYDERABAD**

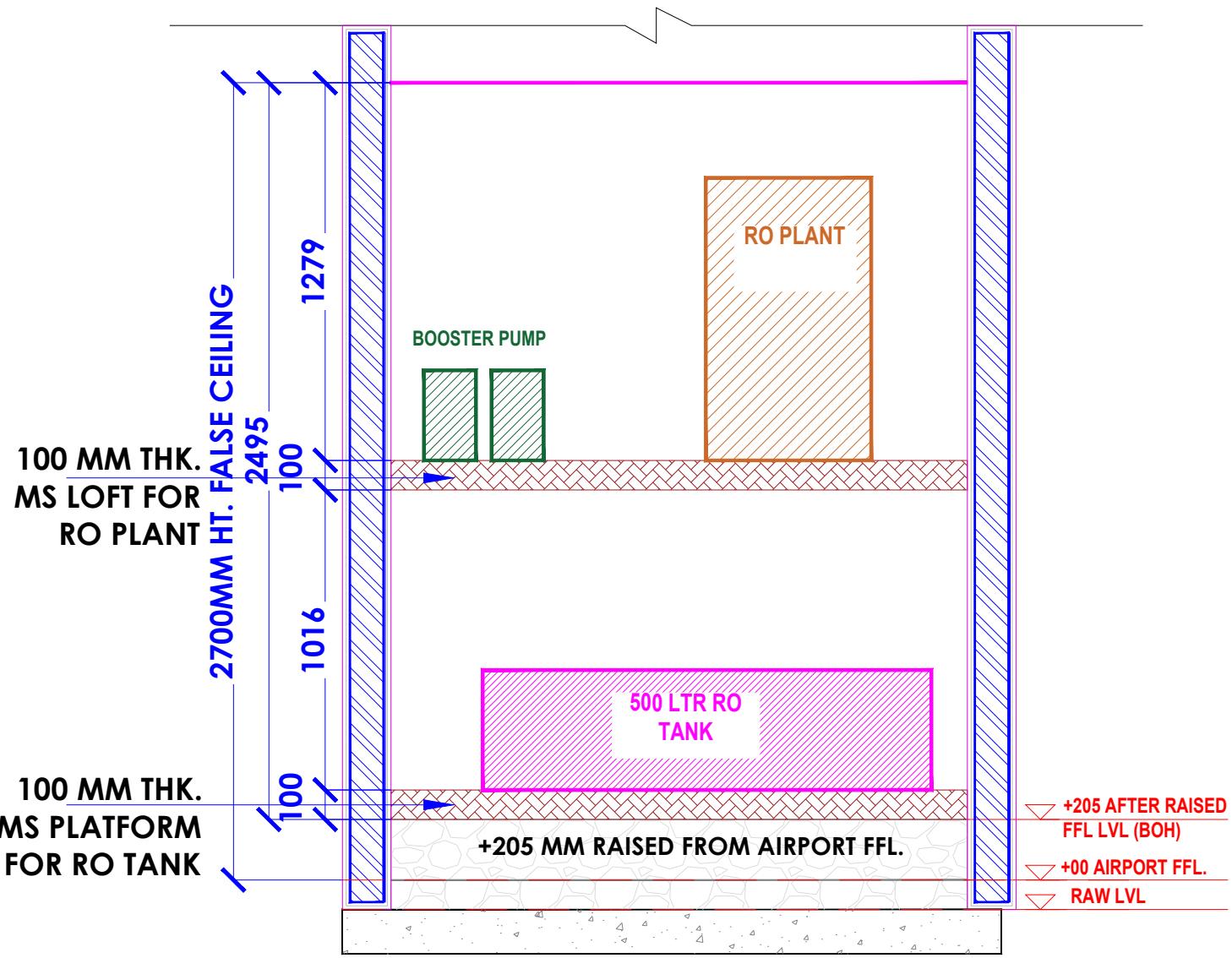
CLIENT :

TFS

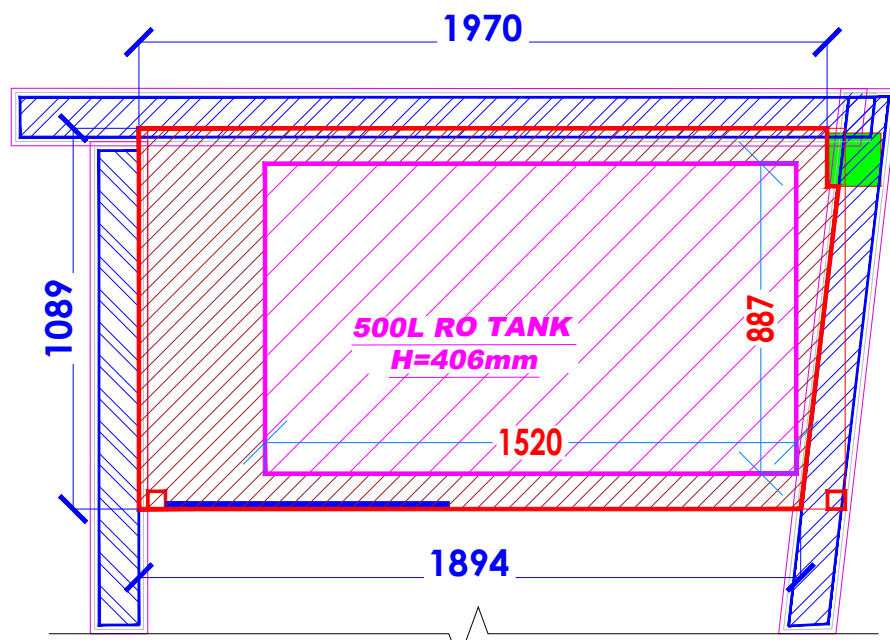
**WHITE WATER
DESIGN STUDIO R**



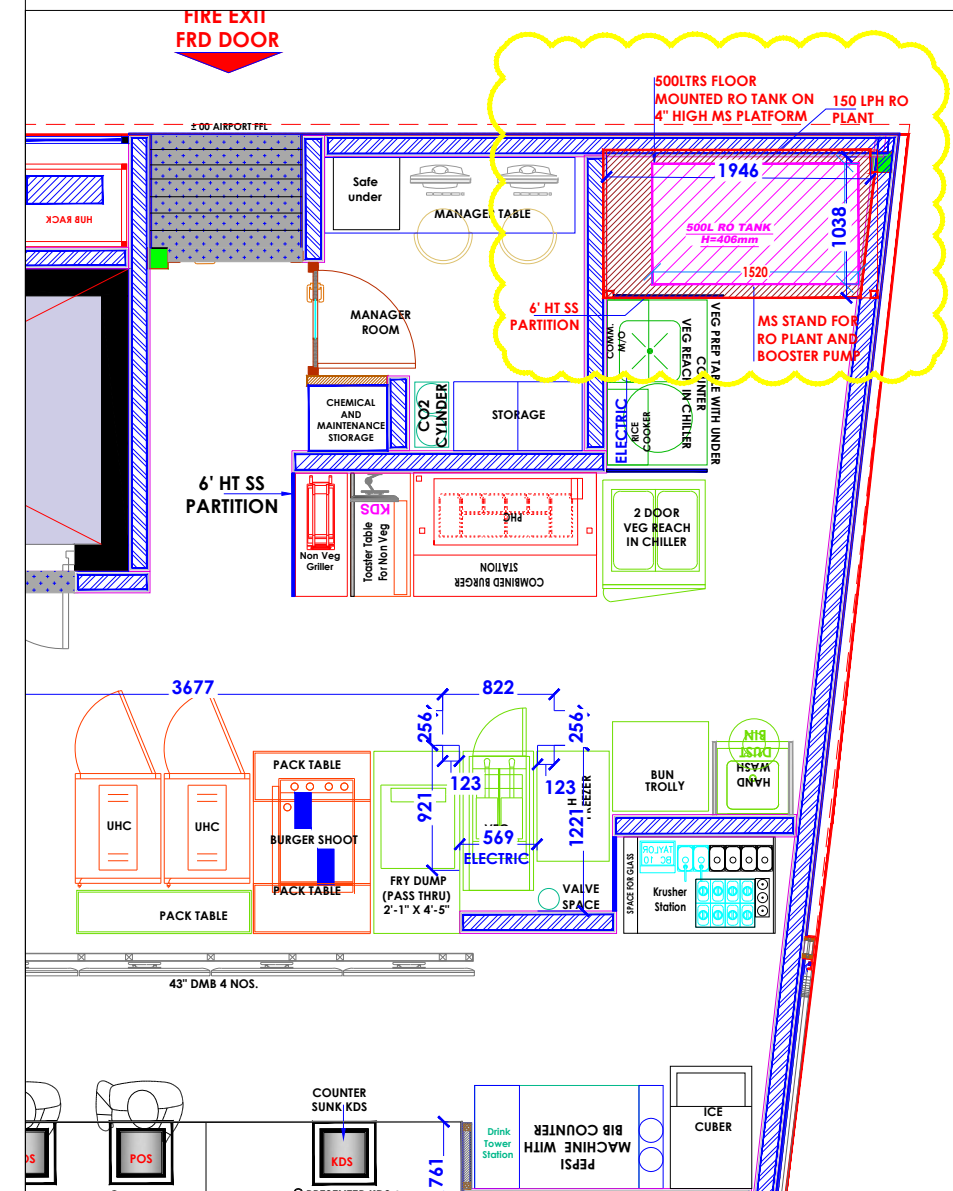
HEAD OFFICE:-
Anchorage, off Govandi Station Rd
Near Amarnath Patil Ground, Govandi-(E)
Mumbai 400 088
TEL: +91 22 6740 7640.
Email: studio@whitewaterdesign.in



SECTION



MS PLATFORM & MS LOFT



KEY PLAN

- NOTES :**
- THE COPYRIGHT OF THIS DRAWING REMAINS WITH WHITE WATER DESIGN STUDIO AND IT MAY NOT BE REPRODUCED IN ANY MANNER WITHOUT PRIOR WRITTEN CONSENT.
 - FIGURED DIMENSIONS ARE TO BE USED IN PREFERENCE TO SCALED SIZES. ALL DIMENSIONS MUST BE CHECKED BEFORE COMMENCING WORK ON SITE.
 - THIS DRAWINGS TO BE READ IN CONJUNCTION WITH ALL OTHER RELEVANT DRAWINGS.
 - ALL PROPOSED WORKS TO BE CARRIED OUT IN ACCORDANCE WITH TECHNICAL SPECIFICATIONS AND SCHEDULES MENTIONED FOR INTERIOR WORKS.
 - READ THIS DRAWING IN CONJUNCTION WITH ALL CONSULTANTS' & SPECIALISTS' DRAWINGS, DETAILS, SCHEDULES & SPECIFICATIONS FOR:
 - i. SPRINKLER INSTALLATION
 - ii. AUTOMATIC FIRE DETECTION SYSTEMS
 - iii. AIR CONDITIONING SYSTEM & DISTRIBUTION (HVAC)
 - iv. EMERGENCY LIGHTING
 - v. PRIMARY WIRING DESIGN & DISTRIBUTION
 - ALL WORK IS TO BE CARRIED OUT STRICTLY IN ACCORDANCE WITH IS STANDARDS (WHERE APPLICABLE) & BEST TRADE PRACTICES. ALL WORK MUST SATISFY THE REQUIREMENTS OF THE LOCAL AUTHORITIES.
 - WHITE WATER DESIGN STUDIO TO APPROVE ALL CONTRACTORS' SETTINGS OUT & ALL CO-ORDINATION SHOP DRAWINGS PRIOR TO ALL MANUFACTURERS, CONTRACTORS, INSTALLERS & SPECIALISTS TO BE RESPONSIBLE FOR ENSURING THAT ALL OF THEIR COMMENCEMENT OF INSTALLATION
 - WORKS FULLY COMPLY WITH THE REQUIREMENTS OF THE LOCAL AUTHORITIES & FIRE DEPARTMENT & THAT ALL SAFETY STANDARDS ARE MET THROUGHOUT.
 - ALL FIT-OUT CONTRACTORS & SPECIALISTS TO PREPARE FULL SHOP DRAWINGS WITH SPECIFIC REFERENCE TO SITE CONDITIONS FOR WHITE WATER DESIGN STUDIO APPROVAL PRIOR TO MANUFACTURE & INSTALLATION AS APPROPRIATE TO THEIR TASK.



AMMENDMENTS :

S.NO.	REV.DATE	DESCRIPTION

DRAWING NO :
29

DRAWING TITLE :
MS LOFT

LOCATION :
KFC- LVL FF 041-HYDERABAD

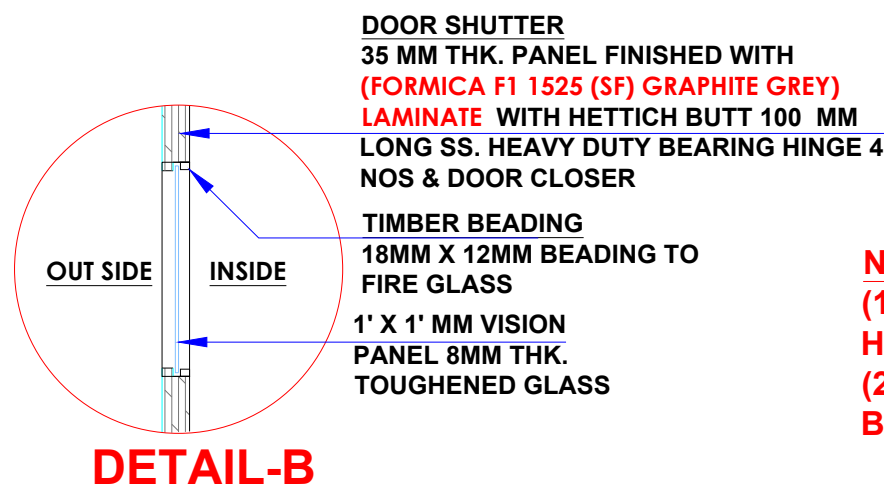
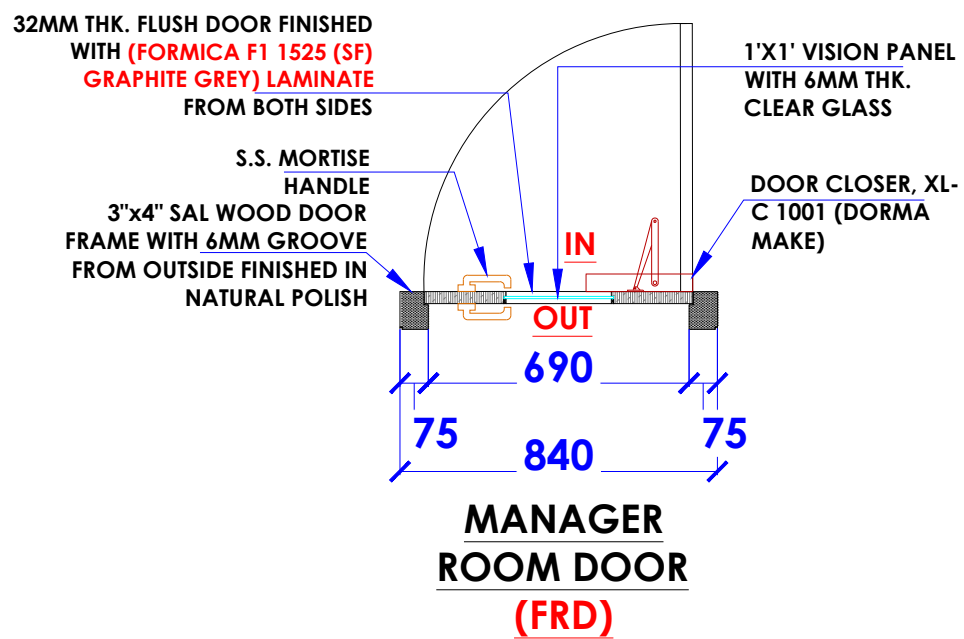
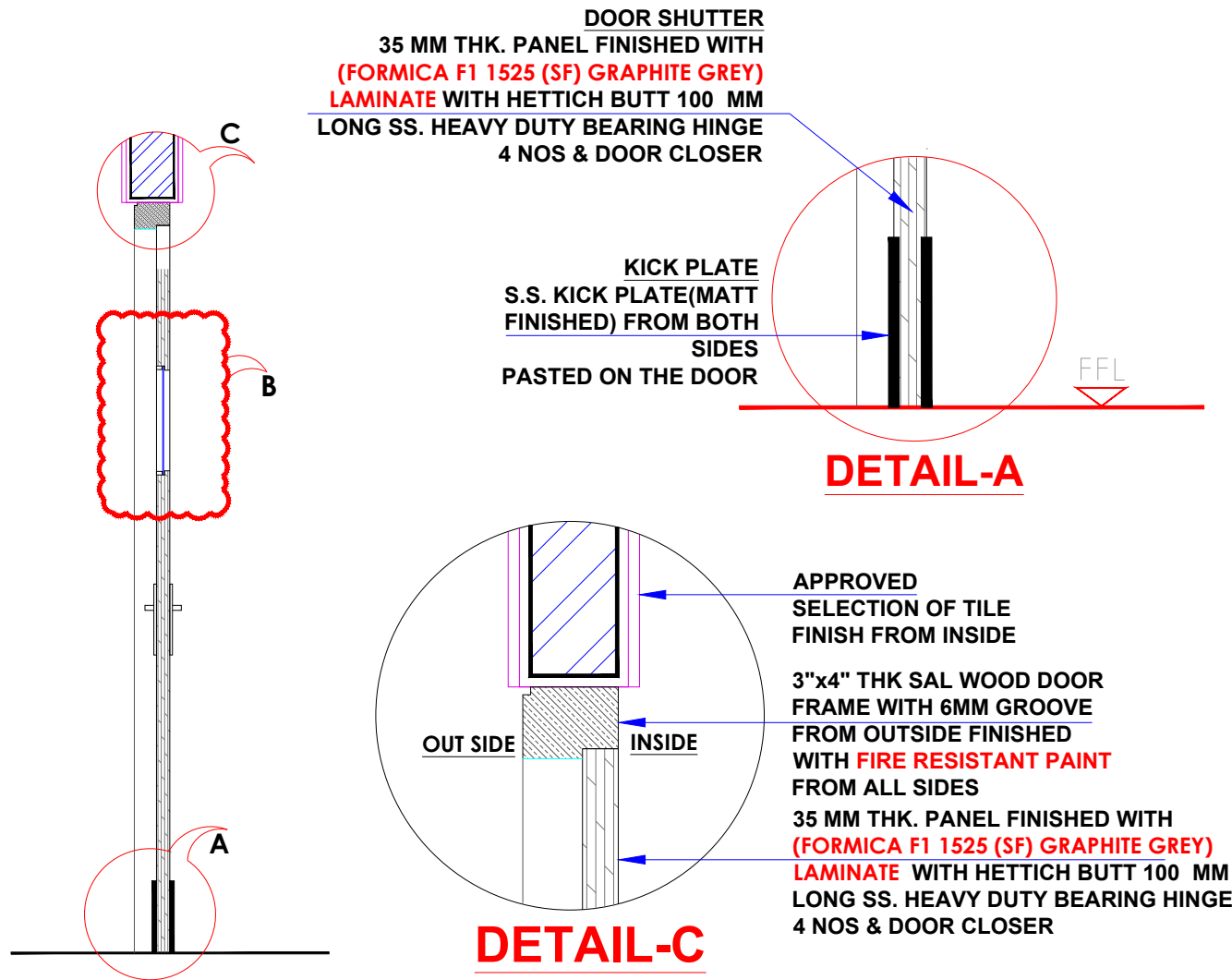
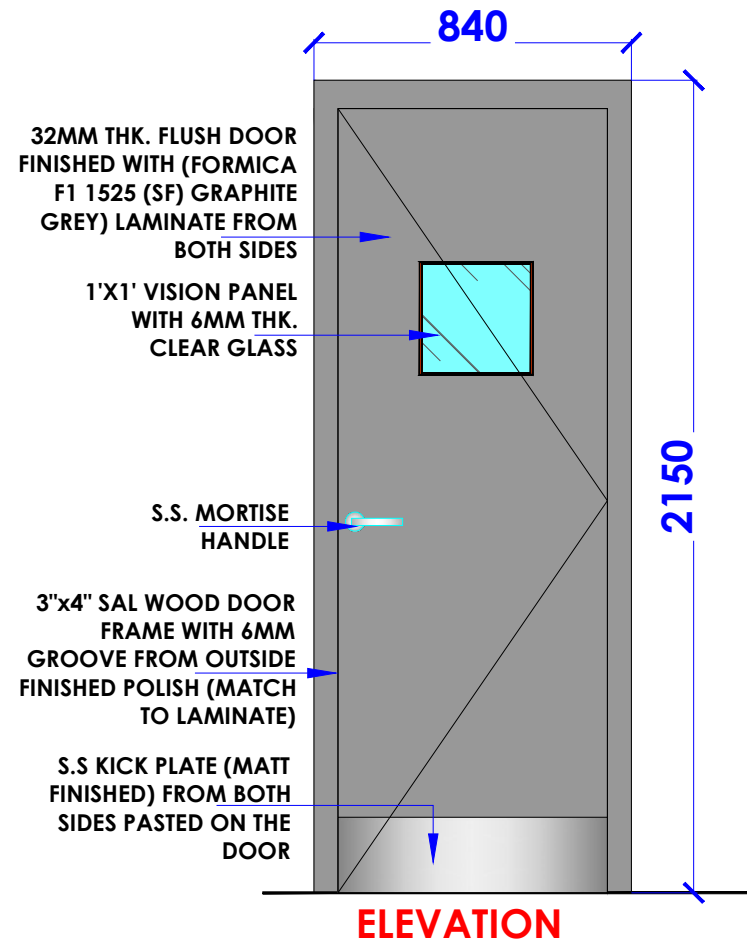
DATE : 05-02-2024
SCALE : NTS
DRN. BY : VIJETA
CHKD. BY :

PROJECT :
KFC- LVL FF 041-HYDERABAD

CLIENT :
TFS



HEAD OFFICE:-
Anchorage, off Govandi Station Rd
Near Amarnath Patil Ground, Govandi-(E)
Mumbai 400 088
TEL: +91 22 6740 7640.
Email: studio@whitewaterdesign.in



NOTE :
(1) FIRE RESISTANT HARDWARES TO BE USED
(2) FIRE RESISTANT PAINT TO BE MATCHED WITH LAMINATE

NOTES :

- THE COPYRIGHT OF THIS DRAWING REMAINS WITH WHITE WATER DESIGN STUDIO AND IT MAY NOT BE REPRODUCED IN ANY MANNER WITHOUT PRIOR WRITTEN CONSENT.
- FIGURED DIMENSIONS ARE TO BE USED IN PREFERENCE TO SCALED SIZES. ALL DIMENSIONS MUST BE CHECKED BEFORE COMMENCING WORK ON SITE.
 - THIS DRAWINGS TO BE READ IN CONJUNCTION WITH ALL OTHER RELEVANT DRAWINGS.
 - ALL PROPOSED WORKS TO BE CARRIED OUT IN ACCORDANCE WITH TECHNICAL SPECIFICATIONS AND SCHEDULES MENTIONED FOR INTERIOR WORKS.
 - READ THIS DRAWING IN CONJUNCTION WITH ALL CONSULTANTS' & SPECIALISTS' DRAWINGS, DETAILS, SCHEDULES & SPECIFICATIONS FOR :
i. SPRINKLER INSTALLATION
ii. AUTOMATIC FIRE DETECTION SYSTEMS
iii. AIR CONDITIONING SYSTEM & DISTRIBUTION (HVAC)
iv. EMERGENCY LIGHTING
v. PRIMARY WIRING DESIGN & DISTRIBUTION
 - ALL WORK IS TO BE CARRIED OUT STRICTLY IN ACCORDANCE WITH IS STANDARDS (WHERE APPLICABLE) & BEST TRADE PRACTICES. ALL WORK MUST SATISFY THE REQUIREMENTS OF THE LOCAL AUTHORITIES.
 - WHITE WATER DESIGN STUDIO TO APPROVE ALL CONTRACTORS' SETTINGS OUT & ALL CO-ORDINATION SHOP DRAWINGS PRIOR TO ALL MANUFACTURERS, CONTRACTORS, INSTALLERS & SPECIALISTS TO BE RESPONSIBLE FOR ENSURING THAT ALL OF THEIR COMMENCEMENT OF INSTALLATION
 - WORKS FULLY COMPLY WITH THE REQUIREMENTS OF THE LOCAL AUTHORITIES & FIRE DEPARTMENT & THAT ALL SAFETY STANDARDS ARE MET THROUGHOUT.
 - ALL FIT-OUT CONTRACTORS & SPECIALISTS TO PREPARE FULL SHOP DRAWINGS WITH SPECIFIC REFERENCE TO SITE CONDITIONS FOR WHITE WATER DESIGN STUDIO APPROVAL PRIOR TO MANUFACTURE & INSTALLATION AS APPROPRIATE TO THEIR TASK.

KEY PLAN :



AMMENDMENTS :

S.NO.	REV.DATE	DESCRIPTION

DRAWING NO :

30

DRAWING TITLE :

DOOR DETAIL

LOCATION :

KFC- LVL FF 041-HYDERABAD

DATE : 05-02-2024
SCALE : NTS
DRN. BY : VIJETA
CHKD. BY :

PROJECT :

KFC- LVL FF 041-HYDERABAD

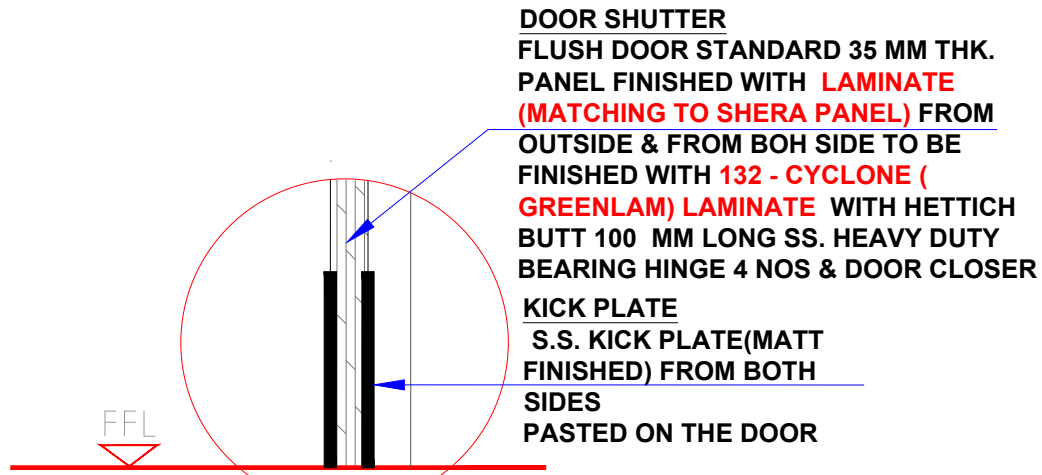
CLIENT :

TFS

WHITE WATER DESIGN STUDIO R



HEAD OFFICE:-
Anchorage, off Govandi Station Rd
Near Amarnath Patil Ground, Govandi-(E)
Mumbai 400 088
TEL: +91 22 6740 7640.
Email: studio@whitewaterdesign.in

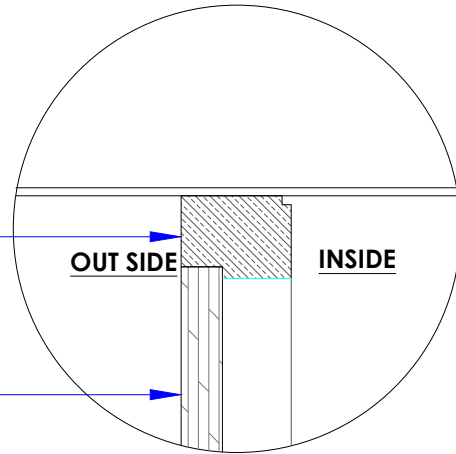


DETAIL-A

DOOR SHUTTER
 FLUSH DOOR STANDARD 35 MM THK. PANEL FINISHED WITH **LAMINATE (MATCHING TO SHERA PANEL)** FROM OUTSIDE & FROM BOH SIDE TO BE FINISHED WITH **132 - CYCLONE (GREENLAM) LAMINATE** WITH HETTICH BUTT 100 MM LONG SS. HEAVY DUTY BEARING HINGE 4 NOS & DOOR CLOSER

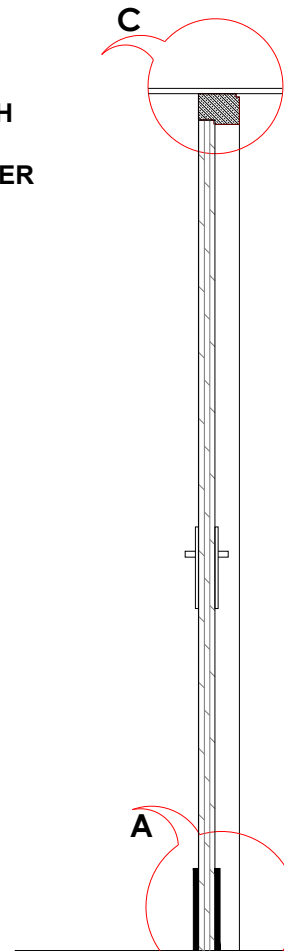
KICK PLATE
 S.S. KICK PLATE(MATT FINISHED) FROM BOTH SIDES PASTED ON THE DOOR

3"x4" THK SAL WOOD DOOR FRAME WITH 6MM GROOVE FROM OUTSIDE FINISHED WITH **FIRE RESISTANT PAINT** FROM ALL SIDES
 FLUSH DOOR STANDARD 35 MM THK. PANEL FINISHED WITH **LAMINATE (MATCHING TO SHERA PANEL)** FROM OUTSIDE & FROM BOH SIDE TO BE FINISHED WITH **132 - CYCLONE (GREENLAM) LAMINATE** WITH HETTICH BUTT 100 MM LONG SS. HEAVY DUTY BEARING HINGE 4 NOS & DOOR CLOSER

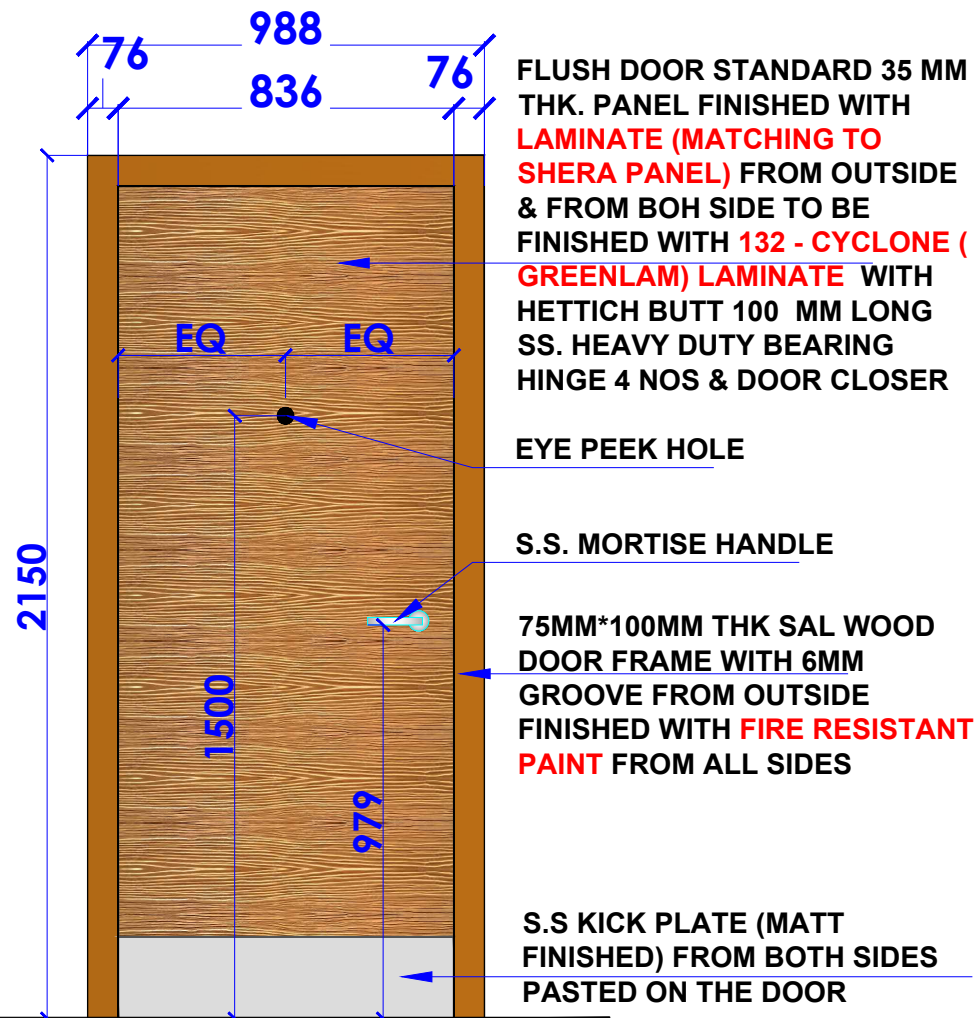


DETAIL-C

NOTE :
 (1) FIRE RESISTANT HARDWARES TO BE USED
 (2) FIRE RESISTANT PAINT TO BE MATCHED WITH 132 - CYCLONE (GREENLAM) LAMINATE



SECTION -A



ELEVATION

FLUSH DOOR STANDARD 35 MM THK. PANEL FINISHED WITH **LAMINATE (MATCHING TO SHERA PANEL)** FROM OUTSIDE & FROM BOH SIDE TO BE FINISHED WITH **132 - CYCLONE (GREENLAM) LAMINATE** WITH HETTICH BUTT 100 MM LONG SS. HEAVY DUTY BEARING HINGE 4 NOS & DOOR CLOSER

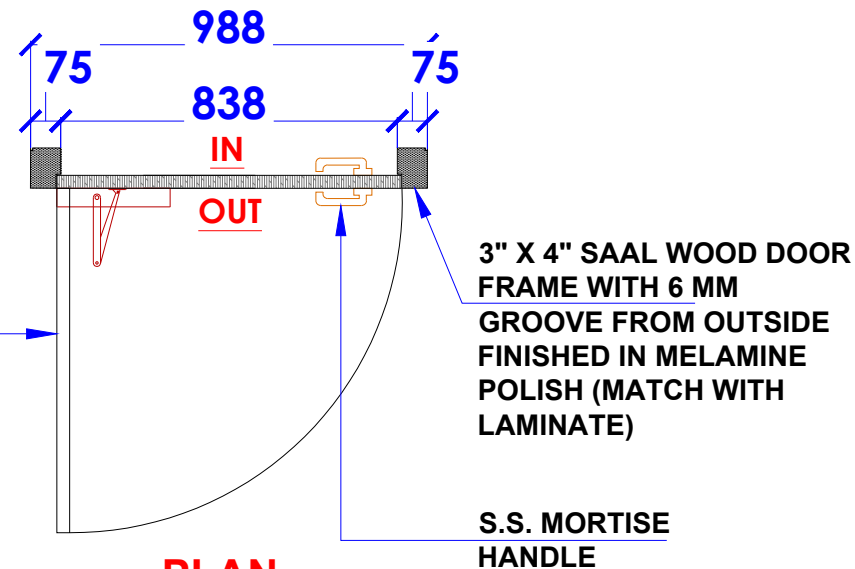
EYE PEEK HOLE

S.S. MORTISE HANDLE

75MM*100MM THK SAL WOOD DOOR FRAME WITH 6MM GROOVE FROM OUTSIDE FINISHED WITH **FIRE RESISTANT PAINT** FROM ALL SIDES

S.S KICK PLATE (MATT FINISHED) FROM BOTH SIDES PASTED ON THE DOOR

FLUSH DOOR STANDARD 35 MM THK. PANEL FINISHED WITH **LAMINATE (MATCHING TO SHERA PANEL)** FROM OUTSIDE & FROM BOH SIDE TO BE FINISHED WITH **132 - CYCLONE (GREENLAM) LAMINATE** WITH HETTICH BUTT 100 MM LONG SS. HEAVY DUTY BEARING HINGE 4 NOS & DOOR CLOSER



PLAN

**FIRE EXIT DOOR
 FRD DOOR**

NOTES :

- THE COPYRIGHT OF THIS DRAWING REMAINS WITH WHITE WATER DESIGN STUDIO AND IT MAY NOT BE REPRODUCED IN ANY MANNER WITHOUT PRIOR WRITTEN CONSENT.
- FIGURED DIMENSIONS ARE TO BE USED IN PREFERENCE TO SCALED SIZES. ALL DIMENSIONS MUST BE CHECKED BEFORE COMMENCING WORK ON SITE.
 - THIS DRAWINGS TO BE READ IN CONJUNCTION WITH ALL OTHER RELEVANT DRAWINGS.
 - ALL PROPOSED WORKS TO BE CARRIED OUT IN ACCORDANCE WITH TECHNICAL SPECIFICATIONS AND SCHEDULES MENTIONED FOR INTERIOR WORKS.
 - READ THIS DRAWING IN CONJUNCTION WITH ALL CONSULTANTS' & SPECIALISTS' DRAWINGS, DETAILS, SCHEDULES & SPECIFICATIONS FOR :
 i. SPRINKLER INSTALLATION
 ii. AUTOMATIC FIRE DETECTION SYSTEMS
 iii. AIR CONDITIONING SYSTEM & DISTRIBUTION(HVAC)
 iv. EMERGENCY LIGHTING
 v. PRIMARY WIRING DESIGN & DISTRIBUTION
 - ALL WORK IS TO BE CARRIED OUT STRICTLY IN ACCORDANCE WITH IS STANDARDS (WHERE APPLICABLE) & BEST TRADE PRACTICES. ALL WORK MUST SATISFY THE REQUIREMENTS OF THE LOCAL AUTHORITIES.
 - WHITE WATER DESIGN STUDIO TO APPROVE ALL CONTRACTORS' SETTINGS OUT & ALL CO-ORDINATION SHOP DRAWINGS PRIOR TO ALL MANUFACTURERS, CONTRACTORS, INSTALLERS & SPECIALISTS TO BE RESPONSIBLE FOR ENSURING THAT ALL OF THEIR COMMENCEMENT OF INSTALLATION
 - WORKS FULLY COMPLY WITH THE REQUIREMENTS OF THE LOCAL AUTHORITIES & FIRE DEPARTMENT & THAT ALL SAFETY STANDARDS ARE MET THROUGHOUT.
 - ALL FIT-OUT CONTRACTORS & SPECIALISTS TO PREPARE FULL SHOP DRAWINGS WITH SPECIFIC REFERENCE TO SITE CONDITIONS FOR WHITE WATER DESIGN STUDIO APPROVAL PRIOR TO MANUFACTURE & INSTALLATION AS APPROPRIATE TO THEIR TASK.

KEY PLAN :



AMMENDMENTS :

S.NO.	REV.DATE	DESCRIPTION

DRAWING NO :

31

DRAWING TITLE :

DOOR DETAIL

LOCATION :

KFC- LVL FF 041-HYDERABAD

DATE : 05-02-2024

SCALE : NTS

DRN. BY : VIJETA

CHKD. BY :

PROJECT :

KFC- LVL FF 041-HYDERABAD

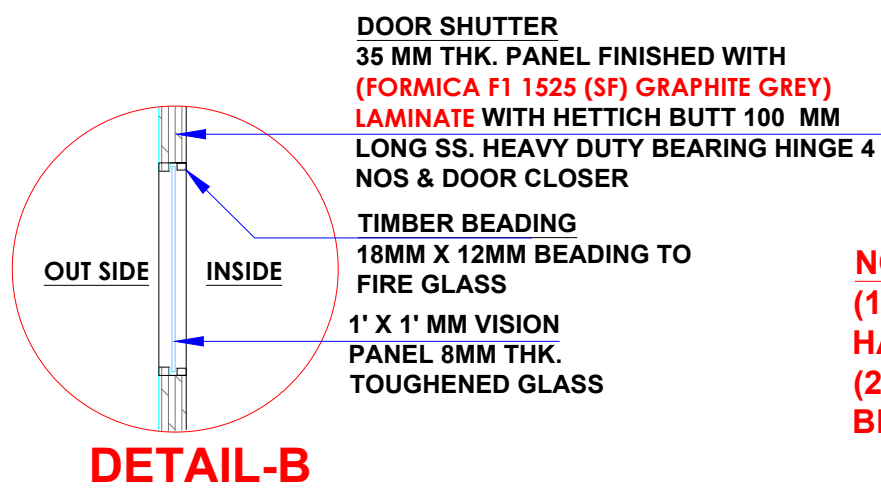
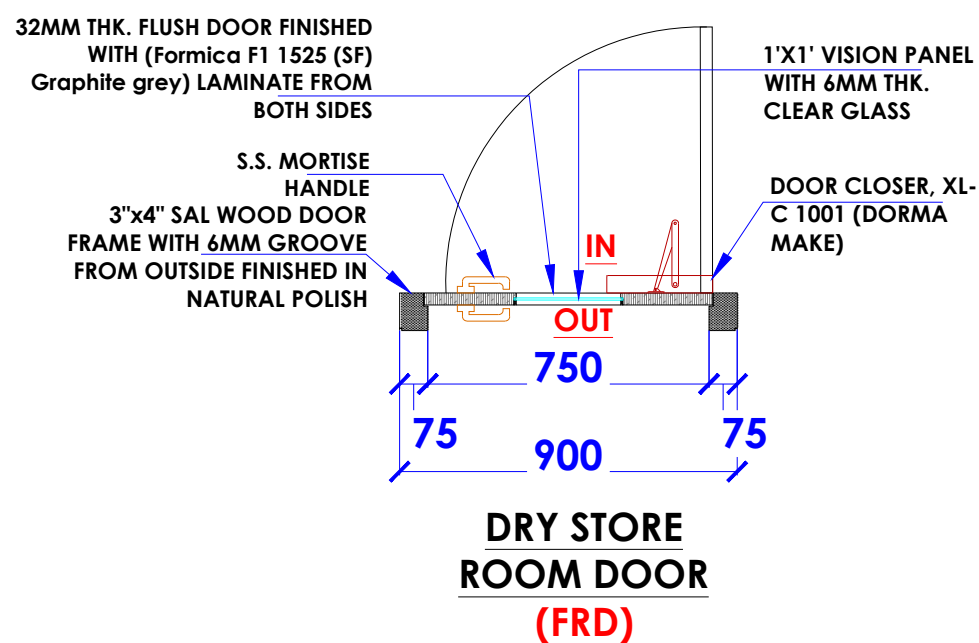
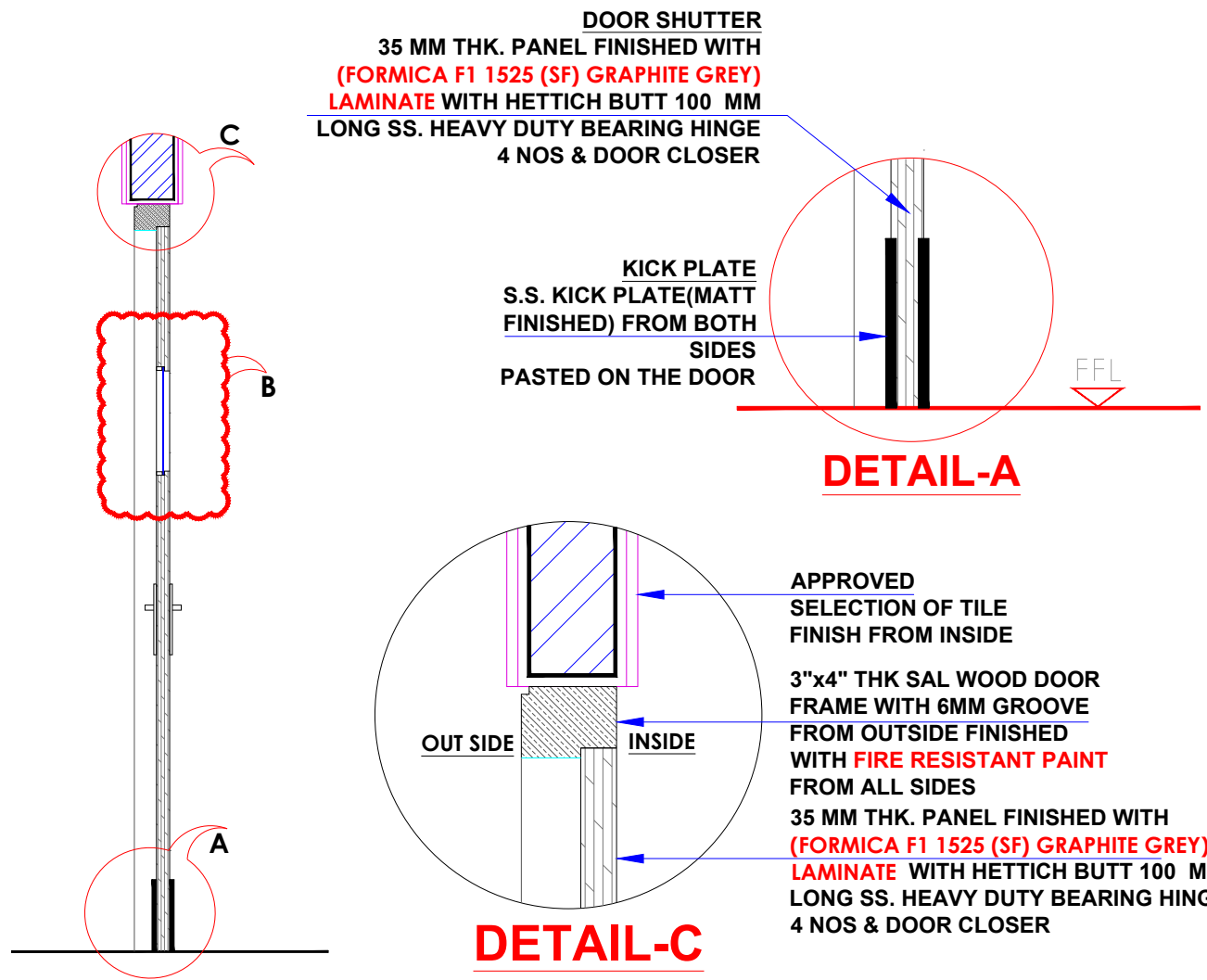
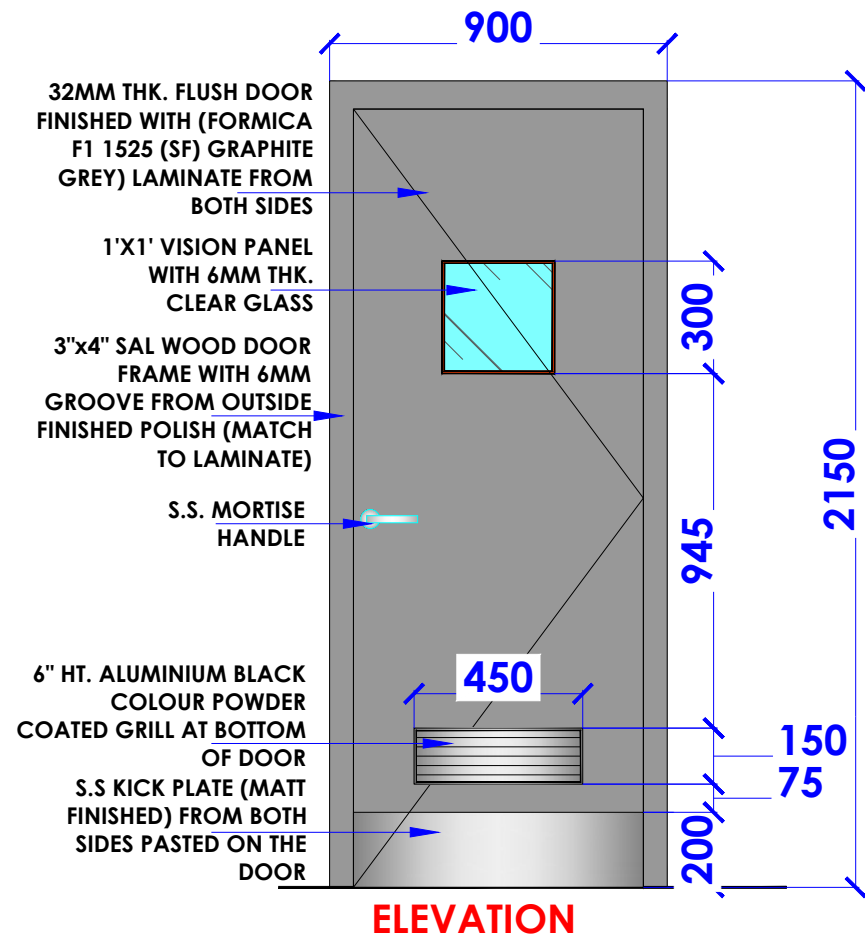
CLIENT :

TFS

WHITE WATER DESIGN STUDIO R



HEAD OFFICE:-
 Anchorage, off Govandi Station Rd
 Near Amarnath Patil Ground, Govandi-(E)
 Mumbai 400 088
 TEL: +91 22 6740 7640.
 Email: studio@whitewaterdesign.in



NOTE :
(1) FIRE RESISTANT HARDWARES TO BE USED
(2) FIRE RESISTANT PAINT TO BE MATCHED WITH LAMINATE

NOTES :

- THE COPYRIGHT OF THIS DRAWING REMAINS WITH WHITE WATER DESIGN STUDIO AND IT MAY NOT BE REPRODUCED IN ANY MANNER WITHOUT PRIOR WRITTEN CONSENT.
- FIGURED DIMENSIONS ARE TO BE USED IN PREFERENCE TO SCALED SIZES. ALL DIMENSIONS MUST BE CHECKED BEFORE COMMENCING WORK ON SITE.
 - THIS DRAWINGS TO BE READ IN CONJUNCTION WITH ALL OTHER RELEVANT DRAWINGS.
 - ALL PROPOSED WORKS TO BE CARRIED OUT IN ACCORDANCE WITH TECHNICAL SPECIFICATIONS AND SCHEDULES MENTIONED FOR INTERIOR WORKS.
 - READ THIS DRAWING IN CONJUNCTION WITH ALL CONSULTANTS' & SPECIALISTS' DRAWINGS, DETAILS, SCHEDULES & SPECIFICATIONS FOR :
i. SPRINKLER INSTALLATION
ii. AUTOMATIC FIRE DETECTION SYSTEMS
iii. AIR CONDITIONING SYSTEM & DISTRIBUTION (HVAC)
iv. EMERGENCY LIGHTING
v. PRIMARY WIRING DESIGN & DISTRIBUTION
 - ALL WORK IS TO BE CARRIED OUT STRICTLY IN ACCORDANCE WITH IS STANDARDS (WHERE APPLICABLE) & BEST TRADE PRACTICES. ALL WORK MUST SATISFY THE REQUIREMENTS OF THE LOCAL AUTHORITIES.
 - WHITE WATER DESIGN STUDIO TO APPROVE ALL CONTRACTORS' SETTINGS OUT & ALL CO-ORDINATION SHOP DRAWINGS PRIOR TO ALL MANUFACTURERS, CONTRACTORS, INSTALLERS & SPECIALISTS TO BE RESPONSIBLE FOR ENSURING THAT ALL OF THEIR COMMENCEMENT OF INSTALLATION
 - WORKS FULLY COMPLY WITH THE REQUIREMENTS OF THE LOCAL AUTHORITIES & FIRE DEPARTMENT & THAT ALL SAFETY STANDARDS ARE MET THROUGHOUT.
 - ALL FIT-OUT CONTRACTORS & SPECIALISTS TO PREPARE FULL SHOP DRAWINGS WITH SPECIFIC REFERENCE TO SITE CONDITIONS FOR WHITE WATER DESIGN STUDIO APPROVAL PRIOR TO MANUFACTURE & INSTALLATION AS APPROPRIATE TO THEIR TASK.

KEY PLAN :



AMMENDMENTS :

S.NO.	REV.DATE	DESCRIPTION

DRAWING NO :

32

DRAWING TITLE :

DOOR DETAIL

LOCATION :

KFC- LVL FF 041-HYDERABAD

DATE : 05-02-2024

SCALE : NTS

DRN. BY : VIJETA

CHKD. BY :

PROJECT :

KFC- LVL FF 041-HYDERABAD

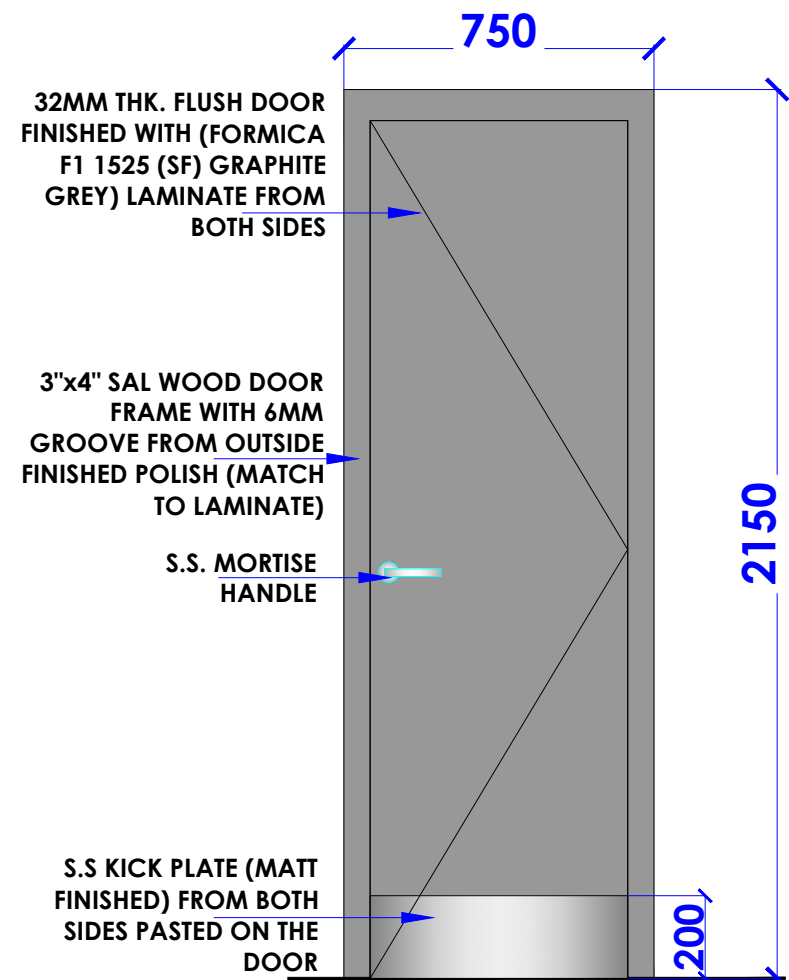
CLIENT :

TFS

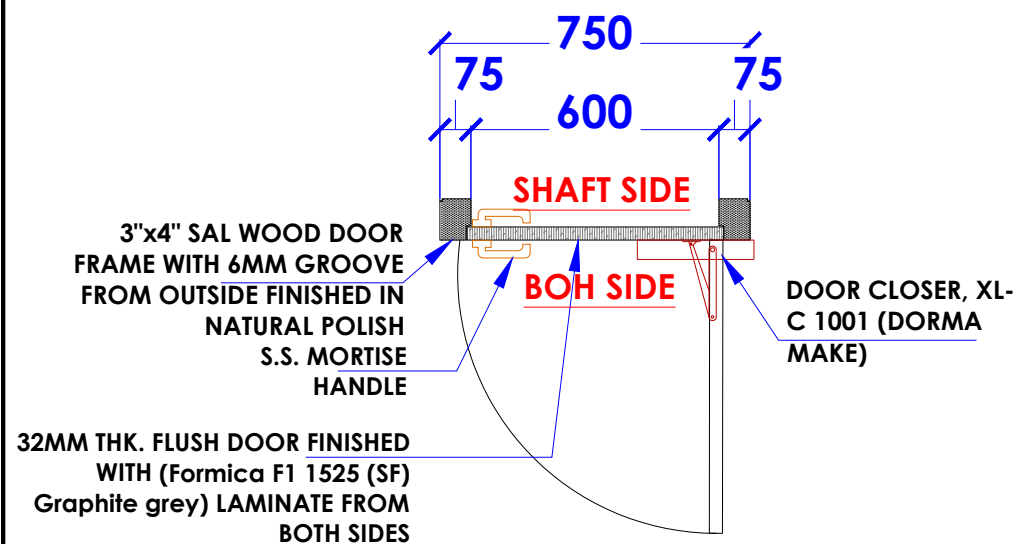
WHITE WATER DESIGN STUDIO R



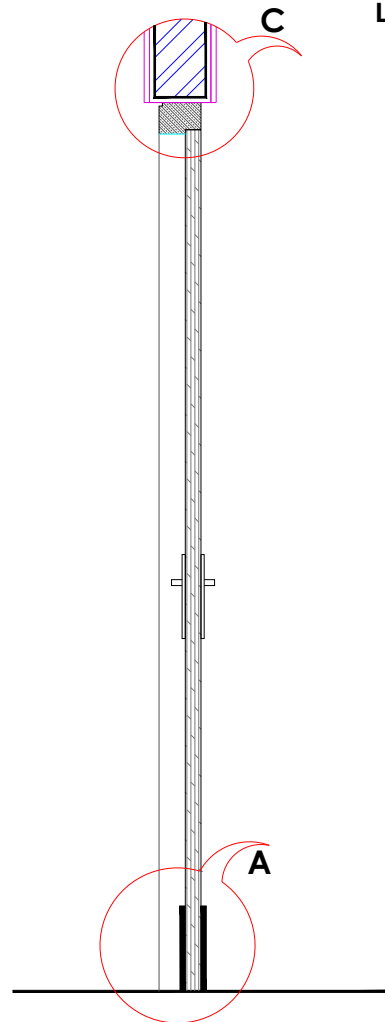
HEAD OFFICE:-
Anchorage, off Govandi Station Rd
Near Amarnath Patil Ground, Govandi-(E)
Mumbai 400 088
TEL: +91 22 6740 7640.
Email: studio@whitewaterdesign.in



ELEVATION



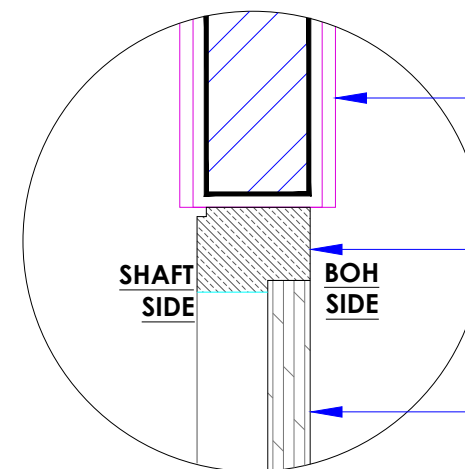
**SERVICE SHAFT DOOR
(FRD)
(IF REQUIRED)**



DOOR SHUTTER
35 MM THK. PANEL FINISHED WITH
(FORMICA F1 1525 (SF) GRAPHITE GREY)
LAMINATE WITH HETTICH BUTT 100 MM
LONG SS. HEAVY DUTY BEARING HINGE
4 NOS & DOOR CLOSER

KICK PLATE
S.S. KICK PLATE(MATT
FINISHED) FROM BOTH
SIDES
PASTED ON THE DOOR

DETAIL-A



DETAIL-C

APPROVED
SELECTION OF TILE
FINISH FROM INSIDE

3"x4" THK SAL WOOD DOOR
FRAME WITH 6MM GROOVE
FROM OUTSIDE FINISHED
WITH FIRE RESISTANT PAINT
FROM ALL SIDES

35 MM THK. PANEL FINISHED WITH
(FORMICA F1 1525 (SF) GRAPHITE GREY)
LAMINATE WITH HETTICH BUTT 100 MM
LONG SS. HEAVY DUTY BEARING HINGE
4 NOS & DOOR CLOSER

NOTE :
(1) FIRE RESISTANT
HARDWARES TO BE USED
(2) FIRE RESISTANT PAINT TO
BE MATCHED WITH LAMINATE

NOTES :

- THE COPYRIGHT OF THIS DRAWING REMAINS WITH WHITE WATER DESIGN STUDIO AND IT MAY NOT BE REPRODUCED IN ANY MANNER WITHOUT PRIOR WRITTEN CONSENT.
- FIGURED DIMENSIONS ARE TO BE USED IN PREFERENCE TO SCALED SIZES. ALL DIMENSIONS MUST BE CHECKED BEFORE COMMENCING WORK ON SITE.
 - THIS DRAWINGS TO BE READ IN CONJUNCTION WITH ALL OTHER RELEVANT DRAWINGS.
 - ALL PROPOSED WORKS TO BE CARRIED OUT IN ACCORDANCE WITH TECHNICAL SPECIFICATIONS AND SCHEDULES MENTIONED FOR INTERIOR WORKS.
 - READ THIS DRAWING IN CONJUNCTION WITH ALL CONSULTANTS' & SPECIALISTS' DRAWINGS, DETAILS, SCHEDULES & SPECIFICATIONS FOR :
i. SPRINKLER INSTALLATION
ii. AUTOMATIC FIRE DETECTION SYSTEMS
iii. AIR CONDITIONING SYSTEM & DISTRIBUTION(HVAC)
iv. EMERGENCY LIGHTING
v. PRIMARY WIRING DESIGN & DISTRIBUTION
 - ALL WORK IS TO BE CARRIED OUT STRICTLY IN ACCORDANCE WITH IS STANDARDS (WHERE APPLICABLE) & BEST TRADE PRACTICES. ALL WORK MUST SATISFY THE REQUIREMENTS OF THE LOCAL AUTHORITIES.
 - WHITE WATER DESIGN STUDIO TO APPROVE ALL CONTRACTORS' SETTINGS OUT & ALL CO-ORDINATION SHOP DRAWINGS PRIOR TO ALL MANUFACTURERS, CONTRACTORS, INSTALLERS & SPECIALISTS TO BE RESPONSIBLE FOR ENSURING THAT ALL OF THEIR COMMENCEMENT OF INSTALLATION
 - WORKS FULLY COMPLY WITH THE REQUIREMENTS OF THE LOCAL AUTHORITIES & FIRE DEPARTMENT & THAT ALL SAFETY STANDARDS ARE MET THROUGHOUT.
 - ALL FIT-OUT CONTRACTORS & SPECIALISTS TO PREPARE FULL SHOP DRAWINGS WITH SPECIFIC REFERENCE TO SITE CONDITIONS FOR WHITE WATER DESIGN STUDIO APPROVAL PRIOR TO MANUFACTURE & INSTALLATION AS APPROPRIATE TO THEIR TASK.

KEY PLAN :



AMMENDMENTS :

S.NO.	REV.DATE	DESCRIPTION

DRAWING NO :

33

DRAWING TITLE :

DOOR DETAIL

LOCATION :

KFC- LVL FF 041-HYDERABAD

DATE : 05-02-2024

SCALE : NTS

DRN. BY : VIJETA

CHKD. BY :

PROJECT :

KFC- LVL FF
041-HYDERABAD

CLIENT :

TFS

WHITE WATER
DESIGN STUDIO R



HEAD OFFICE:-
Anchorage, off Govandi Station Rd
Near Amarnath Patil Ground, Govandi-(E)
Mumbai 400 088
TEL: +91 22 6740 7640.
Email: studio@whitewaterdesign.in