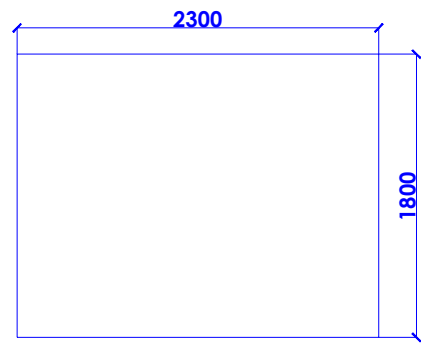
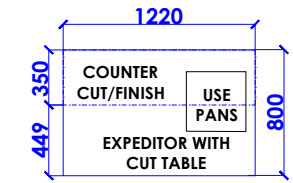


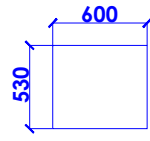
SS DEAD EQUIPMENT LEGEND



(1) EXHAUST HOOD FOR OVEN : 01 NOS.
2300 X 1800X 350 MM HT.



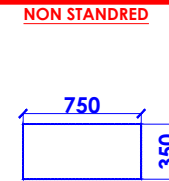
(2) EXPEDITOR WITH CUT TABLE WITH O/HEAD RACK: 01 NOS.
HEIGHT 862mm



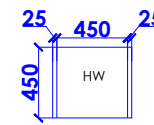
(3) USED PAN TROLLEY - 2 NOS.
HEIGHT 555mm KEPT ON EITHER SIDE OF OVEN



(4) BEVERAGE TABLE WITHOUT SINK + WITH 1 TROLLEY WITH WHEELS OF 3" HEIGHT FOR ICM : 01 NOS.
HEIGHT 1016mm HT

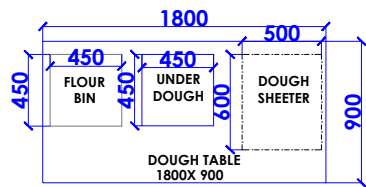


(5) MICROWAVE SHELF : 01 NOS - 750 x 350mm




(6) HAND WASH SINK (WALL MOUNTED) WITH FLAPS ON BOTH SIDES: 02 NOS.

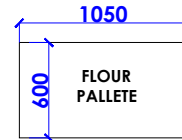
BOWL + FLAP TOTAL HEIGHT 300mm



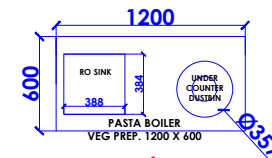
(7) DOUGH TABLE : 01 NOS.
HEIGHT 862mm + 150mm BACK SPLASH




(8) SHELF FOR DOUGH TABLE 1800 X 350mm : 01 NOS.



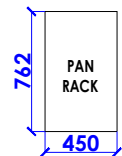
(9) FLOUR PALETTE: 01 NOS.
HEIGHT 1800mm



(10) VEG PREP WITH SINK ON LHS : 1 NOS.
HEIGHT 865mm



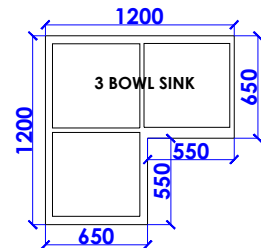
(11) SHELF FOR VEG PREP TABLE 1200 X 300mm : 01 NOS.



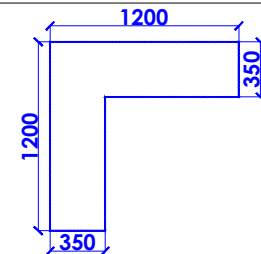
(12) PAN RACK : 01 NOS.



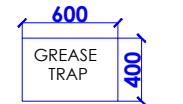
(13) CLEAN DISH TABLE WITH 2 U/S : 01 NOS.
HEIGHT 862mm HT



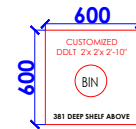
(14) 3 BOWL SINK WITH 6" HT BACK SPLASH : 01 NOS
HEIGHT 865mm



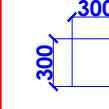
(15) SS SHELF ABOVE 3 BOWL SINK - 01 NOS



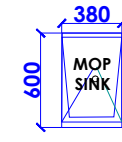
(16) GREASE BOX/ SCANNER BOX UNDER DDLT : 01 NOS.
600X 405 X 300mm HEIGHT



(17) DIRTY DISH LANDING (WITHOUT SINK) WITH O/HEAD SHELF : 01 NOS.
HEIGHT 865mm + 152mm BACK SPLASH



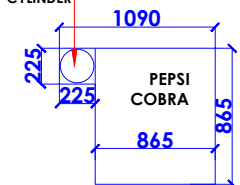
(18) PRINTER SHELF : 01 NOS.
300 X 300mm



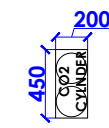
(19) MOP SINK : 01 NOS.
600 X 380mm

LIVE EQUIPMENT LEGEND

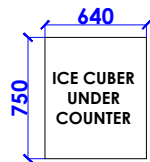
CONNECTED CO2 CYLINDER



PEPSI COBRA : 01 NOS.
HEIGHT 1675mm



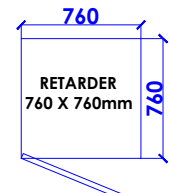
CO2 CYLINDERS: 01 NOS.



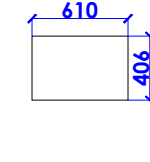
ICE CUBE MACHINE : 01 NOS.



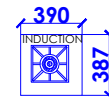
DOUGH ROLLER : 01 NOS.



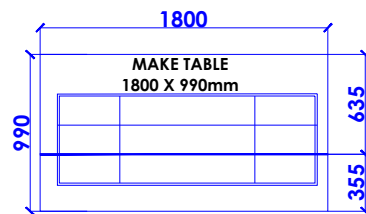
RETARDER : 01 NOS.
HEIGHT 1980mm
DOOR HINGES ON LHS



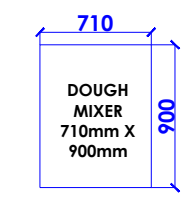
MICROWAVE : 01 NOS.



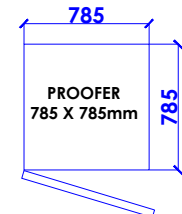
NOTE: INDUCTION TO BE KEPT ON VEG PREP TABLE
INDUCTION : 01 NOS.



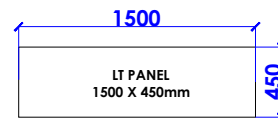
MAKE TABLE : 01 NOS.
HEIGHT 862mm (CUSTOMER SIDE)
HEIGHT 862mm (KITCHEN SIDE)



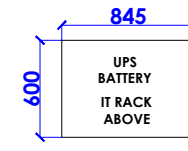
DOUGH MIXER : 01 NOS.



PROOFER : 01 NOS.
DOOR HINGES ON LHS



LT PANEL : 01 NOS.



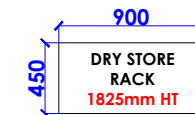
UPS - 6 KVA - 1 NOS.

MISC. INVENTORY

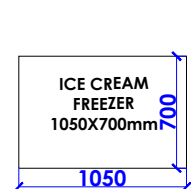
FLOUR BIN : 01 NOS.



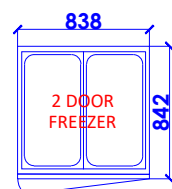
DRY STORE RACK 900 x 600mm (3 NOS.)
HEIGHT 1825mm



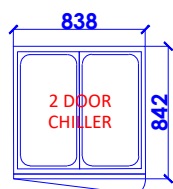
DRY STORE RACK 900 x 450mm (2 NOS.)
HEIGHT 1825mm




ICE CREAM FREEZER : 01 NOS.



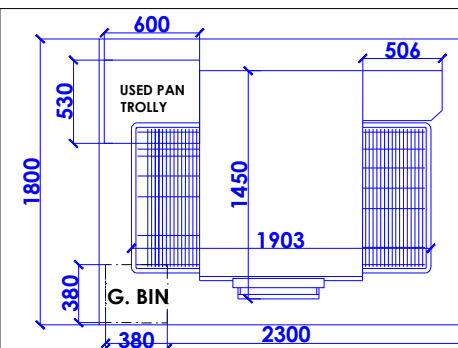
2 DOOR FREEZER : RHS HINGES 01 NOS.



2 DOOR CHILLER : LHS HINGES 01 NOS.



4 DOOR CHILLER : 01 NOS.



ELECTRICAL OVEN : 01 NOS.

NOTES :

THE COPYRIGHT OF THIS DRAWING REMAINS WITH WHITE WATER DESIGN STUDIO AND IT MAY NOT BE REPRODUCED IN ANY WHICH MANNER WITHOUT PRIOR WRITTEN CONSENT.

- FIGURED DIMENSIONS ARE TO BE USED IN PREFERENCE TO SCALED SIZES. ALL DIMENSIONS MUST BE CHECKED BEFORE COMMENCING WORK ON SITE.
- THIS DRAWINGS TO BE READ IN CONJUNCTION WITH ALL OTHER RELEVANT DRAWINGS.
- ALL PROPOSED WORKS TO BE CARRIED OUT IN ACCORDANCE WITH TECHNICAL SPECIFICATIONS AND SCHEDULES MENTIONED FOR INTERIOR WORKS.
- READ THIS DRAWING IN CONJUNCTION WITH ALL CONSULTANTS' & SPECIALISTS' DRAWINGS, DETAILS, SCHEDULES & SPECIFICATIONS FOR :
i. SPRINKLER INSTALLATION
ii. AUTOMATIC FIRE DETECTION SYSTEMS
iii. AIR CONDITIONING SYSTEM & DISTRIBUTION (HVAC)
iv. EMERGENCY LIGHTING
v. PRIMARY WIRING DESIGN & DISTRIBUTION
- ALL WORK IS TO BE CARRIED OUT STRICTLY IN ACCORDANCE WITH IS STANDARDS (WHERE APPLICABLE) & BEST TRADE PRACTICES. ALL WORK MUST SATISFY THE REQUIREMENTS OF THE LOCAL AUTHORITIES.
- WHITE WATER DESIGN STUDIO TO APPROVE ALL CONTRACTORS' SETTINGS OUT & ALL CO-ORDINATION SHOP DRAWINGS PRIOR TO ALL MANUFACTURERS, CONTRACTORS, INSTALLERS & SPECIALISTS TO BE RESPONSIBLE FOR ENSURING THAT ALL OF THEIR COMMENCEMENT OF INSTALLATION
- WORKS FULLY COMPLY WITH THE REQUIREMENTS OF THE LOCAL AUTHORITIES & FIRE DEPARTMENT & THAT ALL SAFETY STANDARDS ARE MET THROUGHOUT.
- ALL FIT-OUT CONTRACTORS & SPECIALISTS TO PREPARE FULL SHOP DRAWINGS WITH SPECIFIC REFERENCE TO SITE CONDITIONS FOR WHITE WATER DESIGN STUDIO APPROVAL PRIOR TO MANUFACTURE & INSTALLATION AS APPROPRIATE TO THEIR TASK.

KEY PLAN :



AMMENDMENTS :

S.NO.	REV. DATE	DESCRIPTION

DRAWING NO :

20

DRAWING TITLE :

EQUIPMENT LEGEND

LOCATION :

LEVEL F-WEST-HYDERABAD

DATE : 21-02-2024

SCALE : NTS

DRN. BY : PRATIKSHA

CHKD. BY : QAISAR

PROJECT :

PH- LEVEL F- WEST-HYDERABAD

CLIENT :

TRAVEL FOOD SERVICES

WHITE WATER DESIGN STUDIO R



HEAD OFFICE:-
Anchorage, off Govandi Station Rd
Near Amarnath Patil Ground, Govandi-(E)
Mumbai 400 088
TEL: +91 22 6740 7640.
Email: studio@whitewaterdesign.in