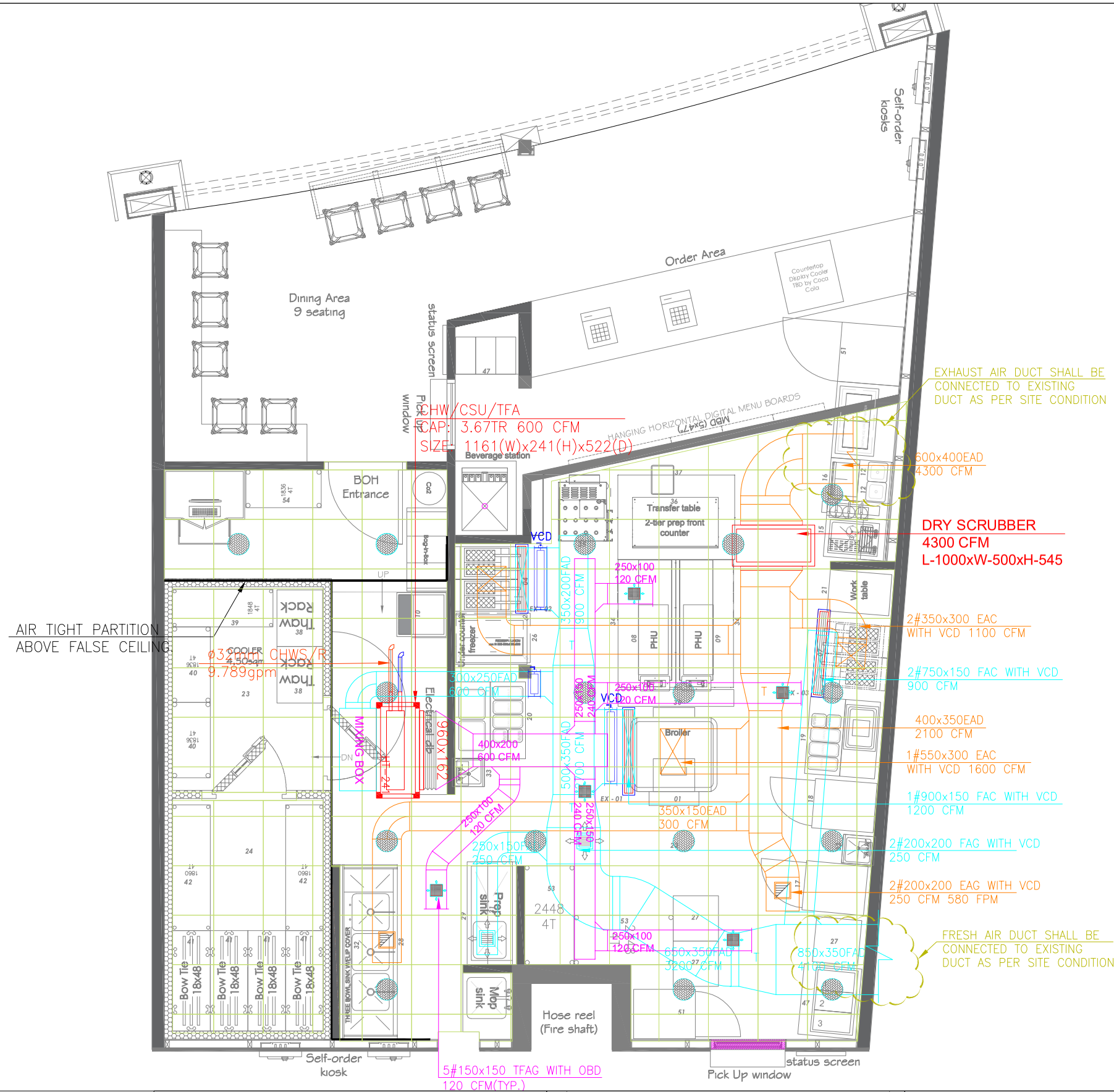

NOTES:

GENERAL NOTES:

1. GI DUCT SHALL BE POWDER COATED AND INSULATED FROM INSIDE.
2. CABLE TRAY SHALL BE PERFORATED TYPE WITH BLACK POWDER COATING.
3. ALL IDU'S SHALL BE PAINTED IN BLACK COLOR.
4. REFRIGERANT PIPING SHALL BE WRAPPED WITH MIL CLOTH ABOVE INSULATION.
5. ALL EXPOSED REFRIGERANT PIPING SHALL BE PROVIDED WITH ENCLOSURE(COVER).
6. HEIGHT MENTIONED ARE AS PER INTERIOR LAYOUT. NEED TO BE VERIFIED AT SITE.
7. TURNING/SPLITTER VANES SHALL BE PROVIDED WHEREVER SHOWN IN DRAWING.
8. DUCT JOINT ARE TO BE PROVIDED WITH 6MM THICK NEOPRENE GASKET AND SILICON SEALANT.
9. AVOID FLANGES, DAMPERS OR ANY OTHER DUCTING JOINT BELOW BEAM / CAPITAL.
10. THERE SHOULD NOT BE ANY ELECTRICAL PANEL, EQUIPMENTS BELOW THE AC MACHINE IN SERVER, ELECTRICAL AND UPS ROOM.
11. PROVISION OF REMOVABLE OR OPENABLE CEILING FOR SERVICING AND MAINTENANCE OF AC UNITS/ DAMPERS.

Carl's Jr.

NO.	DATE	DESCRIPTION	REMARK
02.	01-01-2024	FOR APPROVAL	R1
01.	09-12-2023	FOR APPROVAL	R0

REVISION

PROJECT TITLE

D-16A_CARL'S JR.

CLIENT

adani™

ARCHITECTS

ara DESIGNS
1st flr dwarka, 57 tagore road, santacruz west, mumbai 400 054
Tel : 26482236 / 26482237

MEP CONSULTANTS

MEPTEK CONSULTANTS
Complete MEP Design Solutions
A/12 , 1st floor, Parle Society, Kol Dongri, Vile Parle East. Mumbai - 400057.
nimish.shah@meptekconsultants.com

SIGNATURE AND STAMP

	COMMENTS
	TENDER
	SUBMISSION
	PRELIMINARY
	ADVANCE
	EXTRA COPY
	INFORMATION
	APPROVAL
✓	EXECUTION

DRAWING TITLE

KITCHEN HVAC LAYOUT
CARL'S JR.

DATE : 27-10-2023
CHECKED BY : SAFDAR S
DRAWN BY : KIRAN PM
SUPERCEEDED Y / N

NORTH

REVISION R0

DRG. NO : LKO_DSHA_CARL'S JR._D-16A_GFC_R0_231212_04

SCALE NTS

HVAC LEGENDS

NO.	SYMBOL	DESCRIPTION
01		SUPPLY AIR DUCT RECTANGULAR TYPE
02		SUPPLY AIR DUCT ROUND TYPE
03		SUPPLY AIR DUCT WITH THERMAL INSULATION
04		SUPPLY AIR DUCT WITH ACOUSTIC INSULATION
05		LINEAR GRILL
06		AIR TIGHT PARTITION
07		EX.A.GRILLE & DISC WALL
08		F.A.GRILLE
09		CHILLED WATER SUPPLY PIPE
10		CHILLED WATER RETURN PIPE
11		VOLUME CONTROL DAMPER
12	FD	FIRE DAMPER
13		CEILING SUSPENDED AHU
14		TFA.GRILLE

SR.NO.	HOOD SIZE	CFM
EX-01	1220 X 950 X 500	1600
EX-02	840 X 900 X 500	1100
EX-03	840 X 900 X 500	1100
1	DISH WASH	500
	EXHAUST CFM	4300
	FRESH-AIR CFM	3500

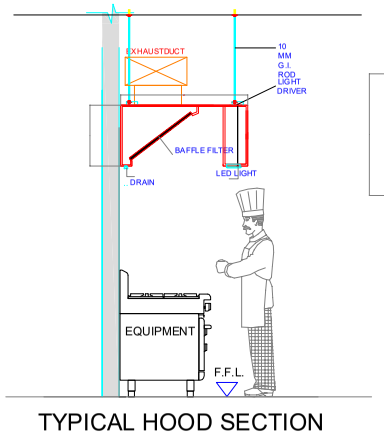
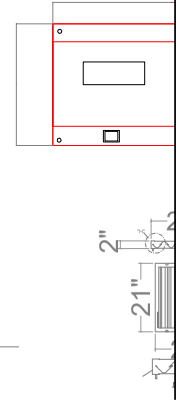
TYPICAL HOOD SECTION
(BOX TYPE - SINGLE SKIN)