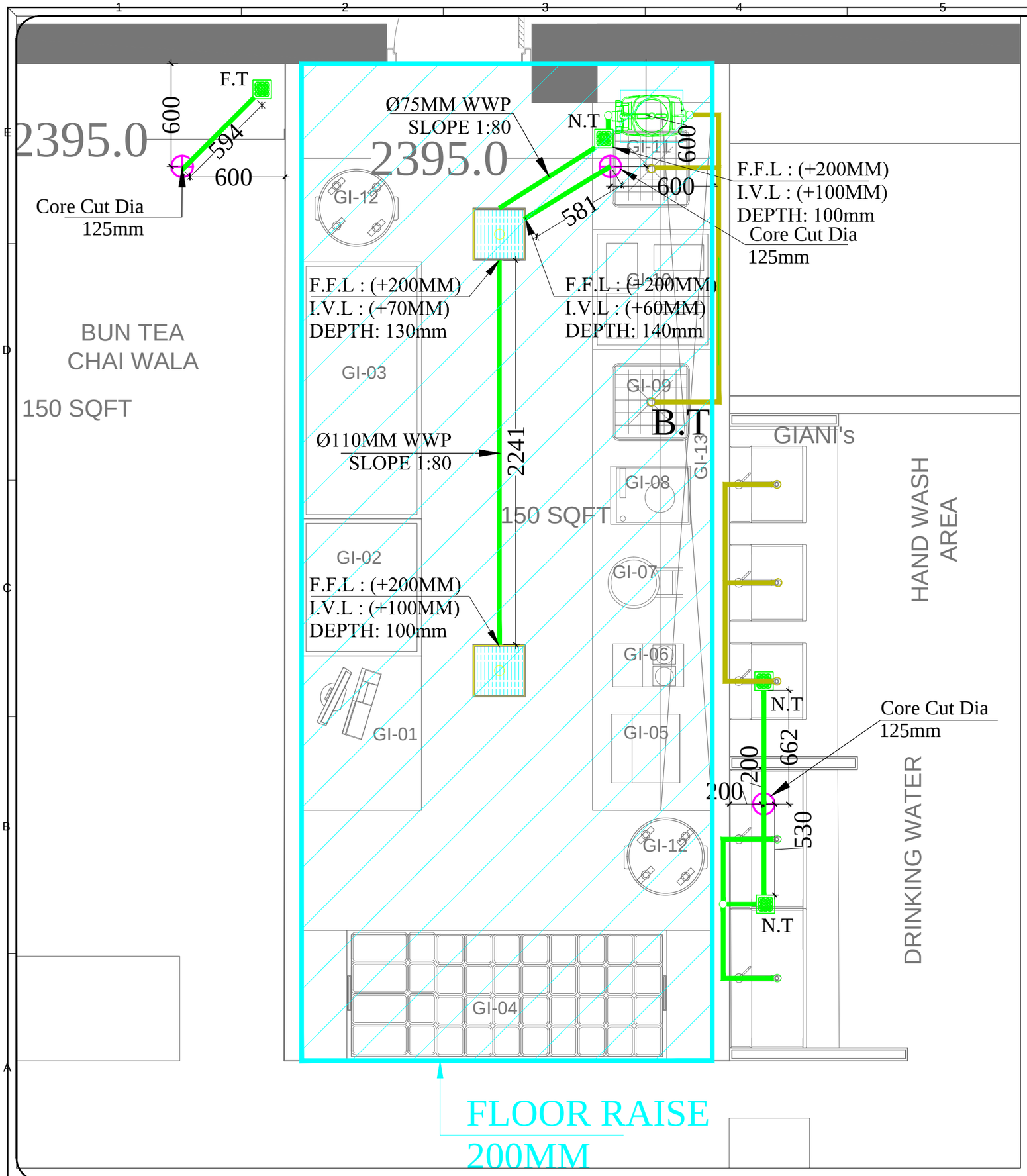

GREASE TRAP-EXT - 02

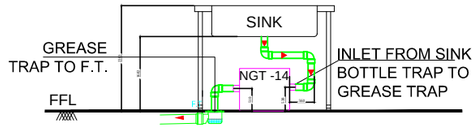

SCHEMATIC - GREASE TRAP-EXT - 02 CONNECTION DETAILS.
A)INLET @203mm ABOVE FFL
B)OUTLET @ 193mm ABOVE FFL

PLAN SECTION

NUGREEN GREASE SEPARATOR " NGT -14
A) HOLDING CAPACITY-25.5 LITERS

GREASE TRAP-EXT - 03

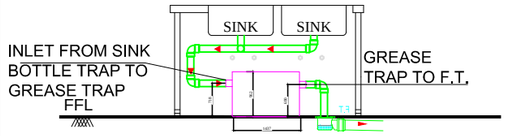

SCHEMATIC - GREASE TRAP-EXT - 03 CONNECTION DETAIL
A)INLET @256mm ABOVE FFL
B)OUTLET @ 246mm ABOVE FFL

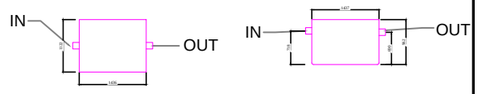

PLAN SECTION

NUGREEN GREASE SEPARATOR " NGT -30
A) HOLDING CAPACITY-47.5 LITERS

SR.NO.	DRAIN GRATING SIZE	QTY
DG -01	350 x 350 x 25 mm	15 nos.
DG -02	900 x 350 x 25 mm	02 nos.

= DRAIN ON FFL FOR GENERAL FLOOR CLEANING WITH 16 SWG. STAINLESS STEEL GRATING

LEGEND'S:

S.NO.	SYMBOL	DESCRIPTION
01.		Ø110MM RAIN WATER PIPE
02.		Ø110MM WASTE WATER PIPE
03.		Ø110MM SOIL WATER PIPE
04.		Ø50 MM WASTE WATER PIPE
05.		Ø75 MM WASTE WATER PIPE
06.		Ø110 MM WASTE WATER PIPE
		Ø150 MM WASTE WATER PIPE
		Ø150 MM SOIL WATER PIPE
07.		Ø110 MM SOIL WATER PIPE
		GRATING 300X300

PROJECT
FOOD COURT

BLOCK
UNA HIGHWAY

General Notes :
1. All dimensions are in millimeters.
2. Dimensions are to be read and not to be scaled.
3. The contractors must verify all dimensions on site and refer the relevant STRUCTURAL and other MEP drawings before commencing any work or preparing shop drawings, and in case any discrepancy is noticed the same shall be brought to the notice of the architect and shall be clarified before execution of work.
4. Refer this drawing along with the other relevant architectural, structural and MEP services drawings.
5. All Sill & Lintel levels to be considered from FFL

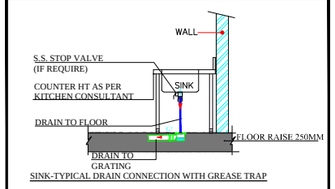

SINK-TYPICAL DRAIN CONNECTION WITH GREASE TRAP

MEP CONSULTANTS:
PILLARPLUS PVT LTD-The New Age MEP Consultancy Firm
Plot No. 45,46 guru Jambeshwar Nagar A, Vijay Dwar, Gandhipath, Jaipur-302021
PillarPlus JAIPUR I GURGAON I BANGLORE
Email: contact@pillarplus.com|Contact No: +91-9799858301|Website: www.pillarplus.com

Rev.	Date	Description	Approved

Revision Index

CLIENT
TFS (R&R) PVT. LTD.

ARCHITECTS
PLUGD
Ar. Ritika Malik & Ar. Sourabh Khurana
1st Floor, C-78, Sector-88, Noida - 201305

DRAWING TITLE
GIANI'S DRAINAGE LAYOUT

- [x] FOR TENDER
- [ ] FOR INFORMATION
- [ ] FOR EXECUTION
- [ ] FOR APPROVAL

DATE
SCALE
PROJ ARCHITECT :
DRAWN
CHECKED WASEEM NOOR

DRAWING NO PLUNA/WD/GT
REVISION R0

PLUGD
C-78, Sector 88, Noida-201305
The contents of this drawing constitute the orginal and unpublished work of PLUGD and no part of the drawing shall be disclosed / modified / used in any manner without their prior consent.