

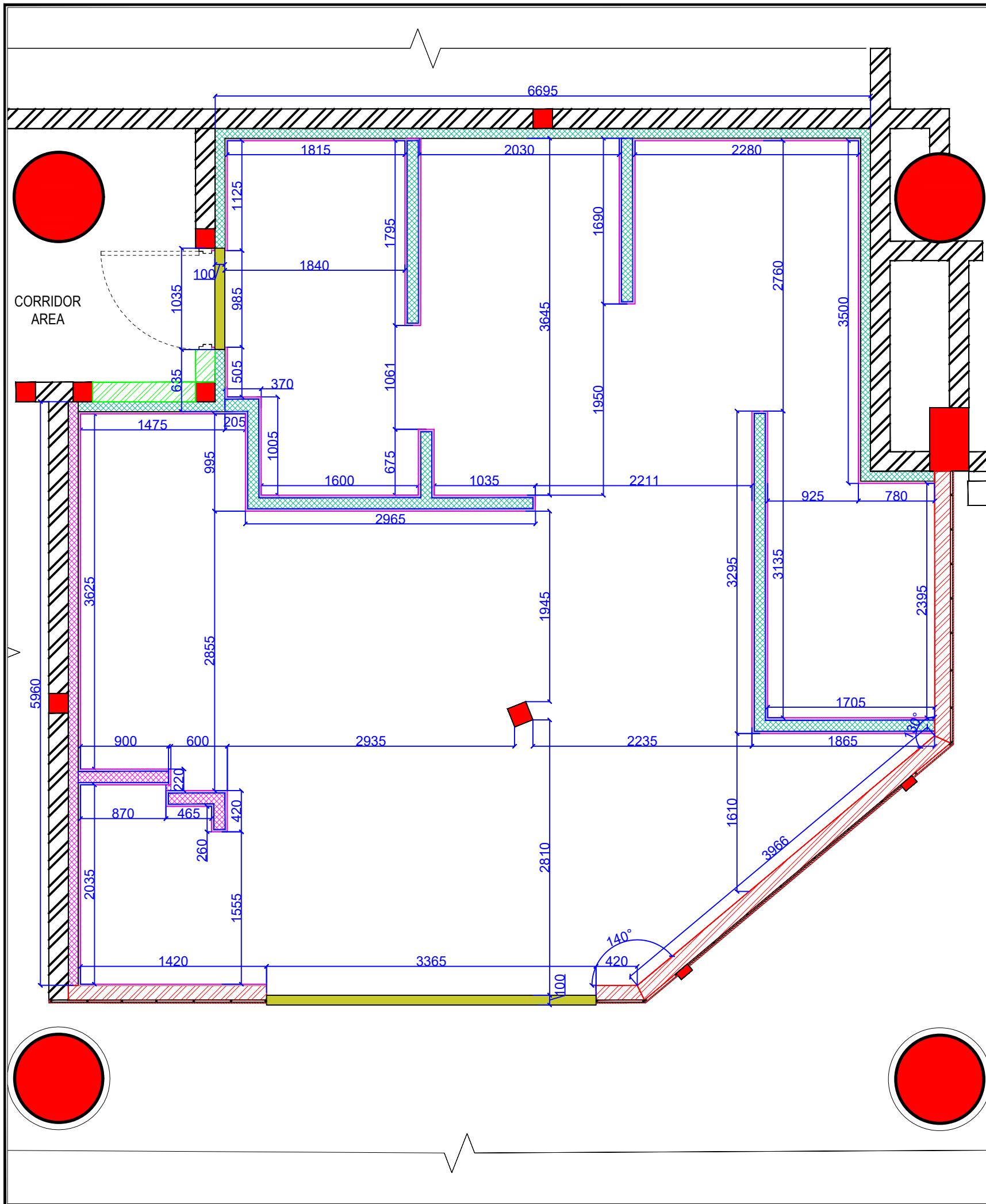


PROJECT: – KFC - NIA - NOIDA - CIVIL INTERIOR GFC SET

CLIENT : **TFS**



HEAD OFFICE:-
Anchorage, off Govandi Station Road
Near Amarnath Patil Ground,
Govandi - (E), Mumbai 400 088
TEL: +91 22 6740 7640
Email : studio@whitewaterdesign.in



CIVIL LEGEND -

	100MM THK 3100MM HT SIPOREX WALL TO BE CONSTRUCT FROM RAW FLR LVL (MOH, MANAGER AREA WALL & REAR SIDE BOH AREA WALL)
	100MM THK 2850MM HT SIPOREX WALL TO BE CONSTRUCT FROM RAW FLR LVL (BOH AREA WALL, REAR SIDE BOH AREA WALL)
	SIPOREX BUND WALL TO BE CONSTRUCT FROM RAW FLR LVL UP TO RAISED FLR LVL
	PROPOSED 175MM THK FULL HEIGHT WALL TO BE CONSTRUCTED BY NIA WITH BOTH SIDE PLASTER WORK
	PROPOSED 200MM THK FULL HEIGHT WALL TO BE CONSTRUCTED BY NIA WITH BOTH SIDE PLASTER WORK
	EXTERNAL WALL TO BE RETAINED

NOTE :
ALL INTERNAL WALLS-INCLUDING PLASTER & TILE THICKNESS

- NOTES :**
- THE COPYRIGHT OF THIS DRAWING REMAINS WITH WHITE WATER DESIGN STUDIO AND IT MAY NOT BE REPRODUCED IN ANY WHICH MANNER WITHOUT PRIOR WRITTEN CONSENT.
- FIGURED DIMENSIONS ARE TO BE USED IN PREFERENCE TO SCALED SIZES. ALL DIMENSIONS MUST BE CHECKED BEFORE COMMENCING WORK ON SITE.
 - THIS DRAWINGS TO BE READ IN CONJUNCTION WITH ALL OTHER RELEVANT DRAWINGS.
 - ALL PROPOSED WORKS TO BE CARRIED OUT IN ACCORDANCE WITH TECHNICAL SPECIFICATIONS AND SCHEDULES MENTIONED FOR INTERIOR WORKS.
 - READ THIS DRAWING IN CONJUNCTION WITH ALL CONSULTAAS STATED & SPECIALISTS' DRAWINGS, DETAILS, SCHEDULES & SPECIFICATIONS FOR :
 - SPRINKLER INSTALLATION
 - AUTOMATIC FIRE DETECTION SYSTEMS
 - AIR CONDITIONING SYSTEM & DISTRIBUTION(HVAC)
 - EMERGENCY LIGHTING
 - PRIMARY WIRING DESIGN & DISTRIBUTION
 - ALL WORK IS TO BE CARRIED OUT STRICTLY IN ACCORDANCE WITH IS STANDARDS (WHERE APPLICABLE) & BEST TRADE PRACTICES. ALL WORK MUST SATISFY THE REQUIREMEAS STATED OF THE LOCAL AUTHORITIES.
 - WHITE WATER DESIGN STUDIO TO APPROVE ALL CONTRACTORS' SETTINGS OUT & ALL CO-ORDINATION SHOP DRAWINGS PRIOR TO ALL MANUFACTURERS, CONTRACTORS, INSTALLERS & SPECIALISTS TO BE RESPONSIBLE FOR ENSURING THAT ALL OF THEIR COMMENCEMENT OF INSTALLATION
 - WORKS FULLY COMPLY WITH THE REQUIREMEAS STATED OF THE LOCAL AUTHORITIES & FIRE DEPARTMENT & THAT ALL SAFETY STANDARDS ARE MET THROUGHOUT.
 - ALL FIT-OUT CONTRACTORS & SPECIALISTS TO PREPARE FULL SHOP DRAWINGS WITH SPECIFIC REFERENCE TO SITE CONDITIONS FOR WHITE WATER DESIGN STUDIO APPROVAL PRIOR TO MANUFACTURE & INSTALLATION AS APPROPRIATE TO THEIR TASK.

KEY PLAN :

AMMENDMEAS STATED :

S.NO.	REV.DATE	DESCRIPTION

DRAWING NO :

DRAWING TITLE :
CIVIL LINE LAYOUT

LOCATION :
NOIDA INTERNATIONAL AIRPORT

DATE : 05-11-2024
 SCALE : AS STATED
 DRN. BY : MUGDHA
 CHKD. BY : SHILPA

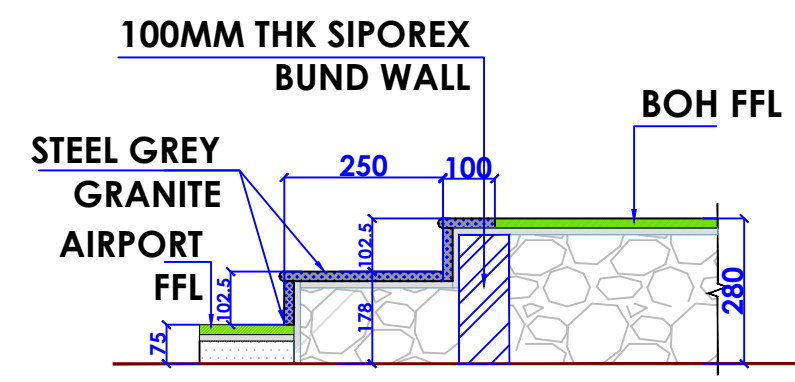
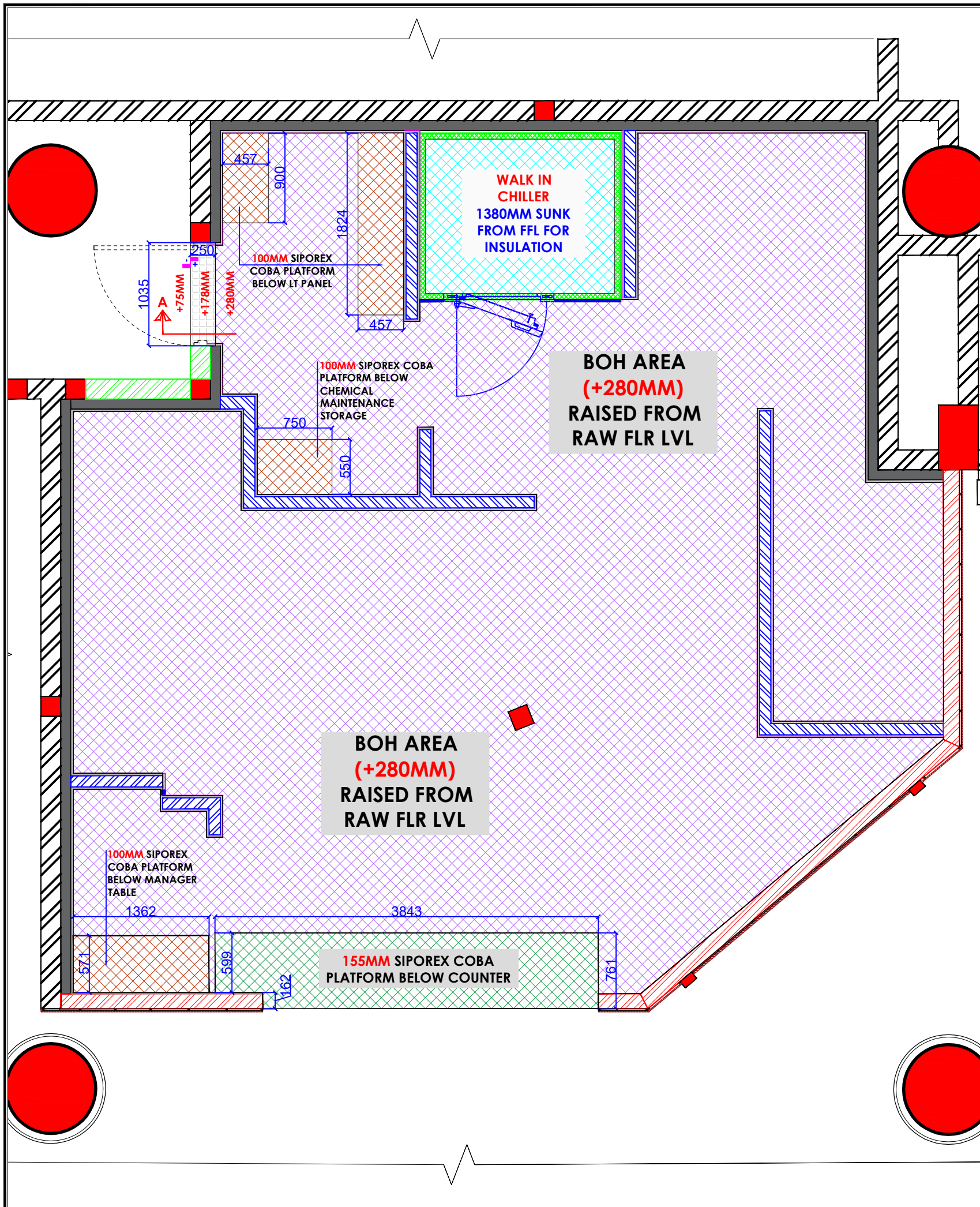
PROJECT :
KFC- NIA

CLIENT :
TRAVEL FOOD SERVICES

WHITE WATER DESIGN STUDIO

WW

HEAD OFFICE:-
 Anchorage, off Govandi Station Rd
 Near Amarnath Patil Ground, Govandi-(E)
 Mumbai 400 088
 TEL: +91 22 6740 7640.
 Email:studio@whitewaterdesign.in



SECTION @ A
BOH ENTRY FLOOR SECTION

LEGEND FOR RAISED FLOOR

	BOH AREA (+280MM) RAISED FROM RAW FLOOR LVL
--	--

LEGEND FOR RAISED PLATFORM

	+150MM HIGH SIPOREX COBA PLATFORM FROM FFL FINISHED WITH KOTA TILE
	+100MM HIGH SIPOREX COBA PLATFORM FROM FFL FINISHED WITH KOTA TILE

NOTE:
ABOVE MENTIONED RAISED FLOOR LVL INCLUDES PLASTER & FLR TILE THICKNESS (FFL)

- NOTES :**
- THE COPYRIGHT OF THIS DRAWING REMAINS WITH WHITE WATER DESIGN STUDIO AND IT MAY NOT BE REPRODUCED IN ANY MANNER WITHOUT PRIOR WRITTEN CONSENT.
 - FIGURED DIMENSIONS ARE TO BE USED IN PREFERENCE TO SCALED SIZES. ALL DIMENSIONS MUST BE CHECKED BEFORE COMMENCING WORK ON SITE.
 - THIS DRAWING IS TO BE READ IN CONJUNCTION WITH ALL OTHER RELEVANT DRAWINGS.
 - ALL PROPOSED WORKS TO BE CARRIED OUT IN ACCORDANCE WITH TECHNICAL SPECIFICATIONS AND SCHEDULES MENTIONED FOR INTERIOR WORKS.
 - READ THIS DRAWING IN CONJUNCTION WITH ALL CONSULTANTS STATED & SPECIALISTS' DRAWINGS, DETAILS, SCHEDULES & SPECIFICATIONS FOR :
i. SPRINKLER INSTALLATION
ii. AUTOMATIC FIRE DETECTION SYSTEMS
iii. AIR CONDITIONING SYSTEM & DISTRIBUTION (HVAC)
iv. EMERGENCY LIGHTING
v. PRIMARY WIRING DESIGN & DISTRIBUTION
 - ALL WORK IS TO BE CARRIED OUT STRICTLY IN ACCORDANCE WITH IS STANDARDS (WHERE APPLICABLE) & BEST TRADE PRACTICES. ALL WORK MUST SATISFY THE REQUIREMENTS STATED OF THE LOCAL AUTHORITIES.
 - WHITE WATER DESIGN STUDIO TO APPROVE ALL CONTRACTORS' SETTINGS OUT & ALL CO-ORDINATION SHOP DRAWINGS PRIOR TO ALL MANUFACTURERS, CONTRACTORS, INSTALLERS & SPECIALISTS TO BE RESPONSIBLE FOR ENSURING THAT ALL OF THEIR COMMENCEMENT OF INSTALLATION.
 - WORKS FULLY COMPLY WITH THE REQUIREMENTS STATED OF THE LOCAL AUTHORITIES & FIRE DEPARTMENT & THAT ALL SAFETY STANDARDS ARE MET THROUGHOUT.
 - ALL FIT-OUT CONTRACTORS & SPECIALISTS TO PREPARE FULL SHOP DRAWINGS WITH SPECIFIC REFERENCE TO SITE CONDITIONS FOR WHITE WATER DESIGN STUDIO APPROVAL PRIOR TO MANUFACTURE & INSTALLATION AS APPROPRIATE TO THEIR TASK.

KEY PLAN :

--	--	--

AMMENDMEAS STATED :

S.NO.	REV.DATE	DESCRIPTION

DRAWING NO :

DRAWING TITLE :
RAISED FLOOR LAYOUT

LOCATION :
NOIDA INTERNATIONAL AIRPORT

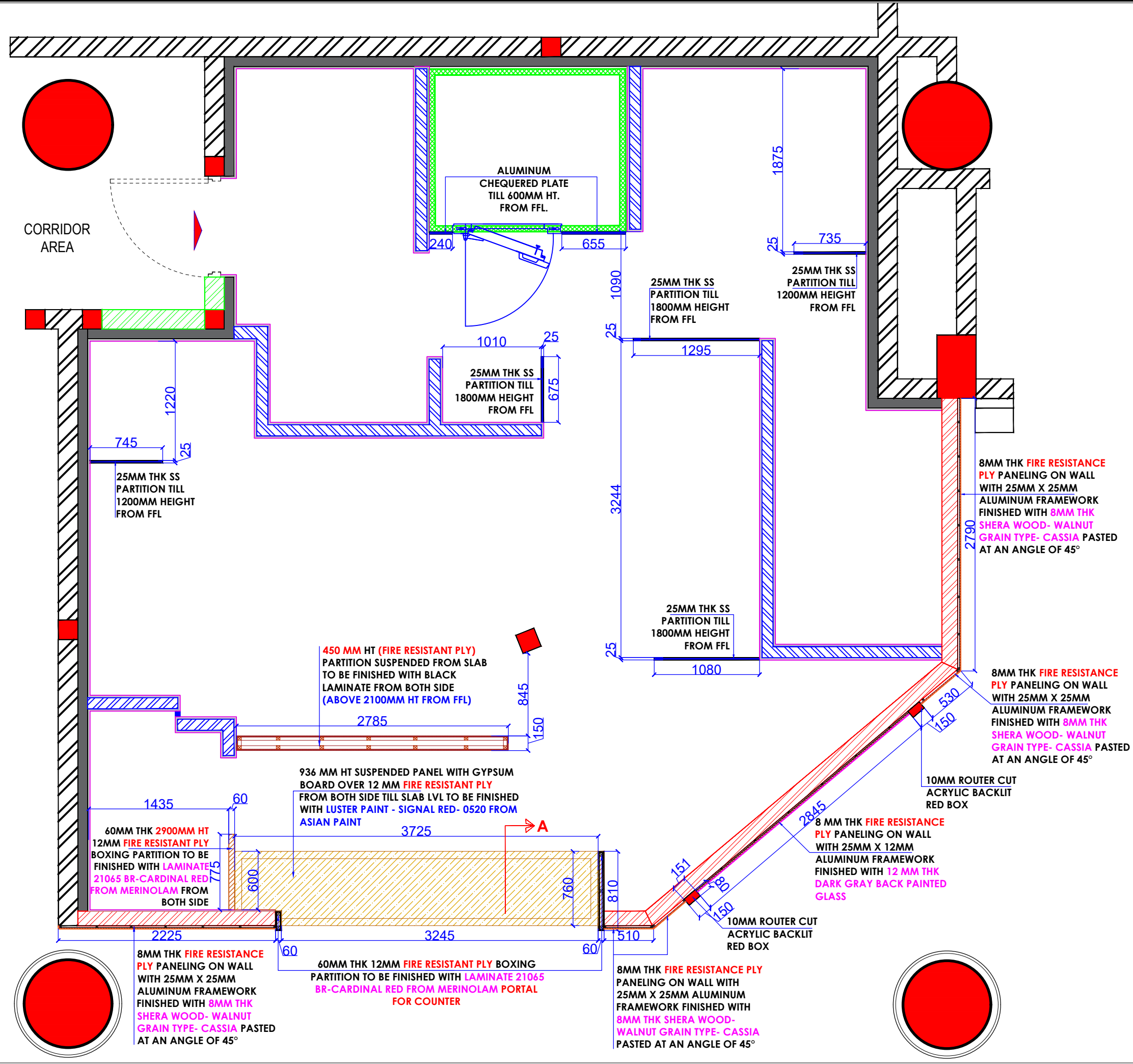
DATE : 05-11-2024
SCALE : AS STATED
DRN. BY : MUGDHA
CHKD. BY : SHILPA

PROJECT :
KFC- NIA

CLIENT :
TRAVEL FOOD SERVICES



HEAD OFFICE:-
Anchorage, off Govandi Station Rd
Near Amarnath Patil Ground, Govandi-(E)
Mumbai 400 088
TEL: +91 22 6740 7640.
Email: studio@whitewaterdesign.in



- NOTES :**
- THE COPYRIGHT OF THIS DRAWING REMAINS WITH WHITE WATER DESIGN STUDIO AND IT MAY NOT BE REPRODUCED IN ANY MANNER WITHOUT PRIOR WRITTEN CONSENT.
 - FIGURED DIMENSIONS ARE TO BE USED IN PREFERENCE TO SCALED SIZES. ALL DIMENSIONS MUST BE CHECKED BEFORE COMMENCING WORK ON SITE.
 - THIS DRAWINGS TO BE READ IN CONJUNCTION WITH ALL OTHER RELEVANT DRAWINGS.
 - ALL PROPOSED WORKS TO BE CARRIED OUT IN ACCORDANCE WITH TECHNICAL SPECIFICATIONS AND SCHEDULES MENTIONED FOR INTERIOR WORKS.
 - READ THIS DRAWING IN CONJUNCTION WITH ALL CONSULTANTS STATED & SPECIALISTS' DRAWINGS, DETAILS, SCHEDULES & SPECIFICATIONS FOR :
 i. SPRINKLER INSTALLATION
 ii. AUTOMATIC FIRE DETECTION SYSTEMS
 iii. AIR CONDITIONING SYSTEM & DISTRIBUTION (HVAC)
 iv. EMERGENCY LIGHTING
 v. PRIMARY WIRING DESIGN & DISTRIBUTION
 - ALL WORK IS TO BE CARRIED OUT STRICTLY IN ACCORDANCE WITH IS STANDARDS (WHERE APPLICABLE) & BEST TRADE PRACTICES. ALL WORK MUST SATISFY THE REQUIREMENTS STATED OF THE LOCAL AUTHORITIES.
 - WHITE WATER DESIGN STUDIO TO APPROVE ALL CONTRACTORS' SETTINGS OUT & ALL CO-ORDINATION SHOP DRAWINGS PRIOR TO ALL MANUFACTURERS, CONTRACTORS, INSTALLERS & SPECIALISTS TO BE RESPONSIBLE FOR ENSURING THAT ALL OF THEIR COMMENCEMENT OF INSTALLATION.
 - WORKS FULLY COMPLY WITH THE REQUIREMENTS STATED OF THE LOCAL AUTHORITIES & FIRE DEPARTMENT & THAT ALL SAFETY STANDARDS ARE MET THROUGHOUT.
 - ALL FIT-OUT CONTRACTORS & SPECIALISTS TO PREPARE FULL SHOP DRAWINGS WITH SPECIFIC REFERENCE TO SITE CONDITIONS FOR WHITE WATER DESIGN STUDIO APPROVAL PRIOR TO MANUFACTURE & INSTALLATION AS APPROPRIATE TO THEIR TASK.

KEY PLAN :

AMMENDMEAS STATED :

S.NO.	REV.DATE	DESCRIPTION

DRAWING NO :

DRAWING TITLE :
PARTITION LAYOUT

LOCATION :
NOIDA INTERNATIONAL AIRPORT

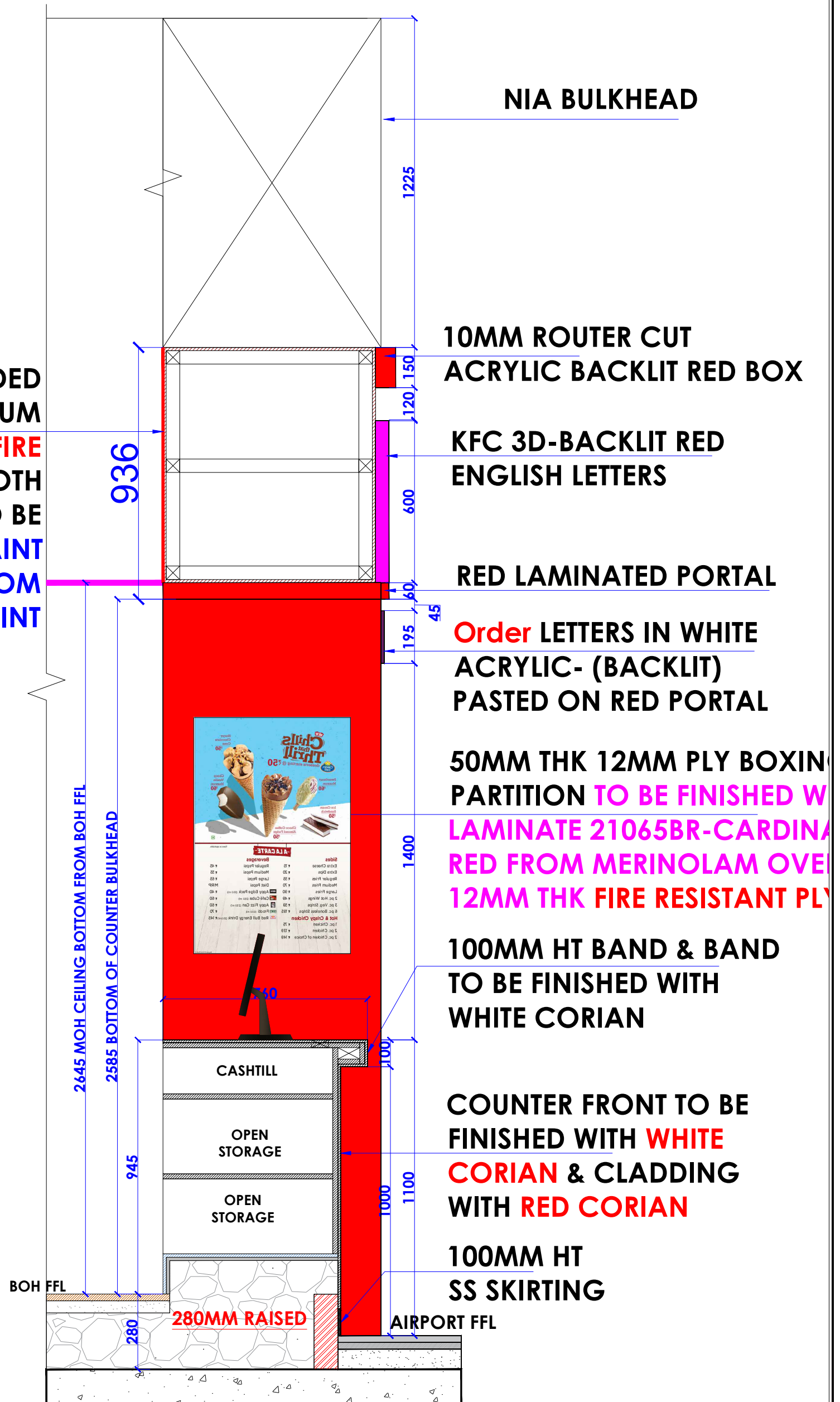
DATE : 05-11-2024
SCALE : AS STATED
DRN. BY : MUGDHA
CHKD. BY : SHILPA

PROJECT :
KFC- NIA

CLIENT :
TRAVEL FOOD SERVICES



HEAD OFFICE:-
 Anchorage, off Govandi Station Rd
 Near Amarnath Patil Ground, Govandi-(E)
 Mumbai 400 088
 TEL: +91 22 6740 7640.
 Email: studio@whitewaterdesign.in



SECTION 'AA'

NOTES :
 THE COPYRIGHT OF THIS DRAWING REMAINS WITH WHITE WATER DESIGN STUDIO AND IT MAY NOT BE REPRODUCED IN ANY WHICH MANNER WITHOUT PRIOR WRITTEN CONSENT.

- FIGURED DIMENSIONS ARE TO BE USED IN PREFERENCES TO SCALED SIZES. ALL DIMENSIONS MUST BE CHECKED BEFORE COMMENCING WORK ON SITE.
- THIS DRAWINGS TO BE READ IN CONJUNCTION WITH ALL OTHER RELEVANT DRAWINGS.
- ALL PROPOSED WORKS TO BE CARRIED OUT IN ACCORDANCE WITH TECHNICAL SPECIFICATIONS AND SCHEDULES MENTIONED FOR INTERIOR WORKS.
- ALL WORK IS TO BE CARRIED OUT STRICTLY IN ACCORDANCE WITH ISI STANDARDS (WHERE APPLICABLE) & BEST TRADE PRACTICES. ALL WORK MUST SATISFY THE REQUIREMENTS OF THE LOCAL AUTHORITIES.
- WHITE WATER DESIGN STUDIO TO APPROVE ALL CONTRACTORS' SETTINGS OUT & ALL CO-ORDINATION SHOP DRAWINGS PRIOR TO ALL MANUFACTURERS, CONTRACTORS, INSTALLERS & SPECIALISTS TO BE RESPONSIBLE FOR ENSURING THAT ALL OF THEIR COMMENCEMENT OF INSTALLATION
- WORKS FULLY COMPLY WITH THE REQUIREMENTS OF THE LOCAL AUTHORITIES & FIRE DEPARTMENT & THAT ALL SAFETY STANDARDS ARE MET THROUGHOUT.
- ALL FIT-OUT CONTRACTORS & SPECIALISTS TO PREPARE FULL SHOP DRAWINGS WITH SPECIFIC REFERENCE TO SITE CONDITIONS FOR WHITE WATER DESIGN STUDIO APPROVAL PRIOR TO MANUFACTURE & INSTALLATION AS APPROPRIATE TO THEIR TASK.

KEY PLAN :

AMMENDMENTS :

S.NO.	REV DATE	DESCRIPTION

DRAWING TITLE :
PARTITION DETAIL

DRAWING NO :
08

DATE : 23.02.2024
SCALE : AS STATED
DRN. BY : MUGDHA
CHKD. BY : SHILPA

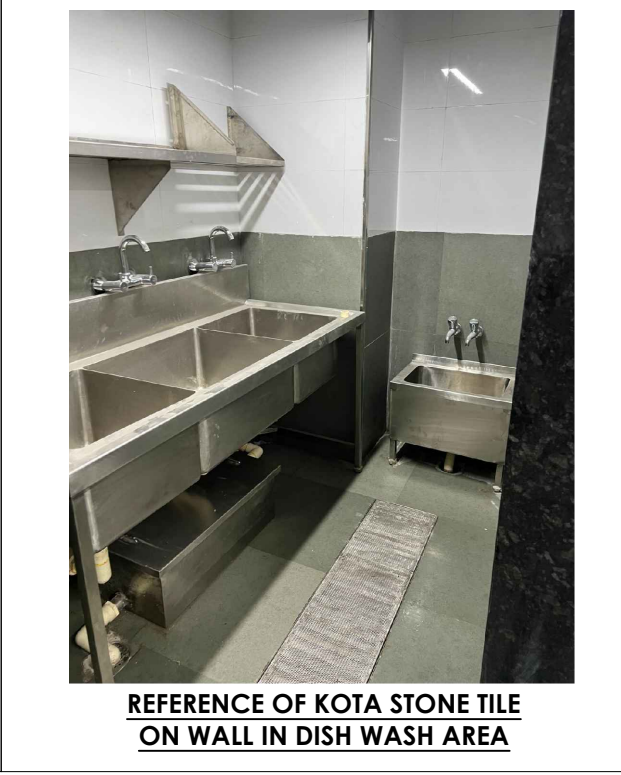
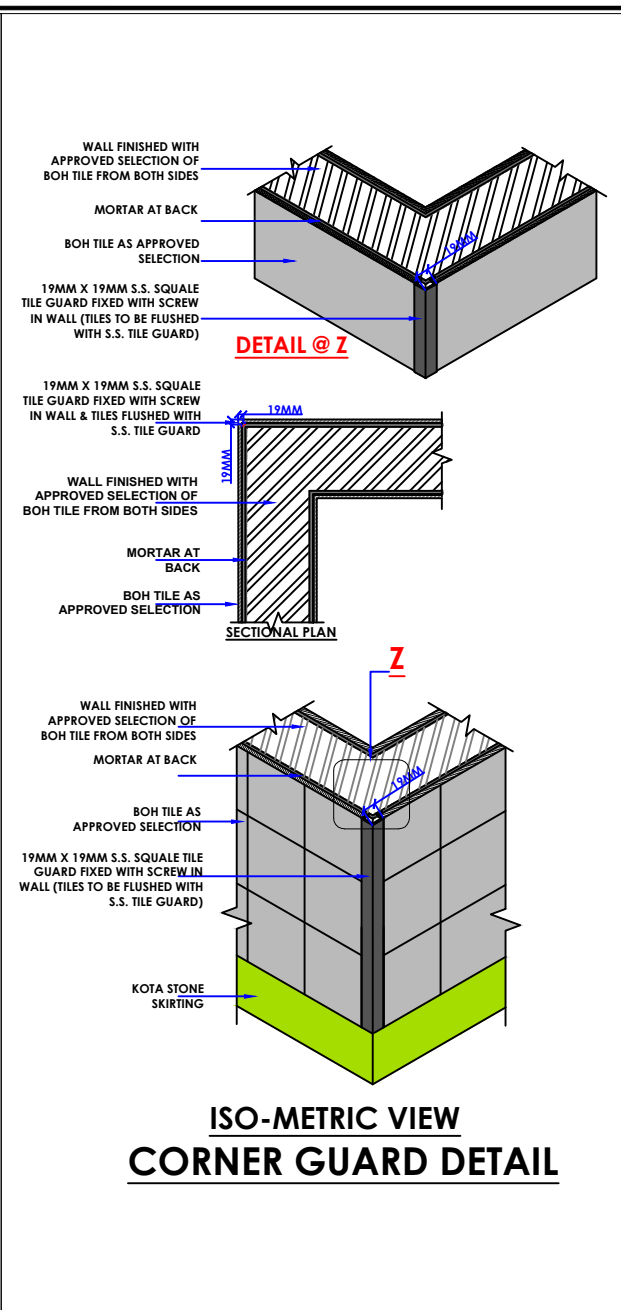
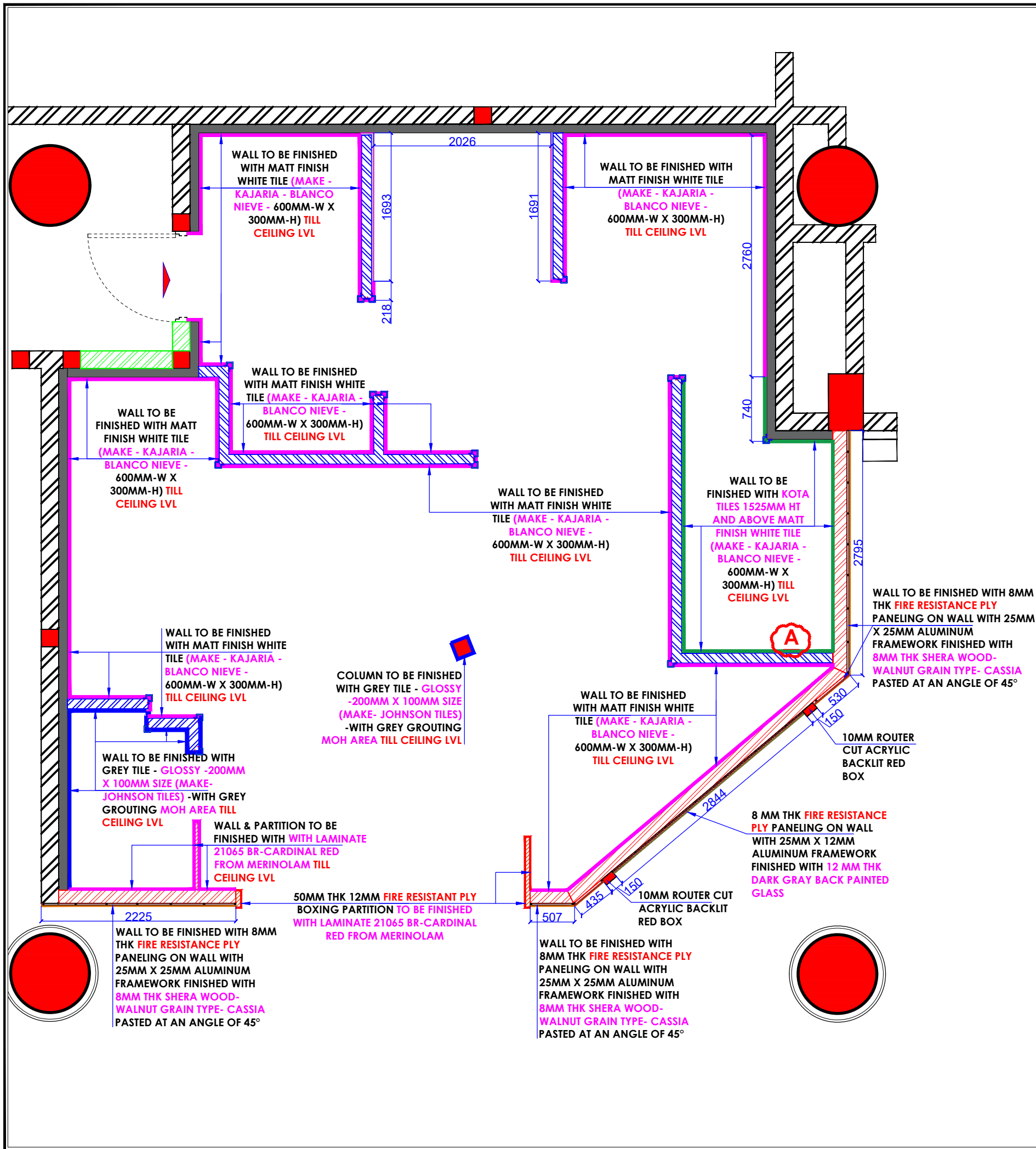
LOCATION :
NOIDA INTERNATION AIRPORT

PROJECT :
KFC - NIA

CLIENT :
SAPPHIRE FOODS INDIA LTD.

WHITEWATER DESIGN STUDIO

HEAD OFFICE:-
Anchorage, off Govandi Station Rd
Near Amarnath Patil Ground, Govandi-(E)
Mumbai 400 089
TEL: +91 22 6740 7640.
Email: studio@whitewaterdesign.in



NOTES :

THE COPYRIGHT OF THIS DRAWING REMAINS WITH WHITE WATER DESIGN STUDIO AND IT MAY NOT BE REPRODUCED IN ANY MANNER WITHOUT PRIOR WRITTEN CONSENT.

- FIGURED DIMENSIONS ARE TO BE USED IN PREFERENCE TO SCALED SIZES. ALL DIMENSIONS MUST BE CHECKED BEFORE COMMENCING WORK ON SITE.
- THIS DRAWING IS TO BE READ IN CONJUNCTION WITH ALL OTHER RELEVANT DRAWINGS.
- ALL PROPOSED WORKS TO BE CARRIED OUT IN ACCORDANCE WITH TECHNICAL SPECIFICATIONS AND SCHEDULES MENTIONED FOR INTERIOR WORKS.
- READ THIS DRAWING IN CONJUNCTION WITH ALL CONSULTANTS STATED & SPECIALISTS' DRAWINGS, DETAILS, SCHEDULES & SPECIFICATIONS FOR :
 I. SPRINKLER INSTALLATION
 II. AUTOMATIC FIRE DETECTION SYSTEMS
 III. AIR CONDITIONING SYSTEM & DISTRIBUTION (HVAC)
 IV. EMERGENCY LIGHTING
 V. PRIMARY WIRING DESIGN & DISTRIBUTION
- ALL WORK IS TO BE CARRIED OUT STRICTLY IN ACCORDANCE WITH IS STANDARDS (WHERE APPLICABLE) & BEST TRADE PRACTICES. ALL WORK MUST SATISFY THE REQUIREMENTS STATED OF THE LOCAL AUTHORITIES.
- WHITE WATER DESIGN STUDIO TO APPROVE ALL CONTRACTORS' SETTINGS OUT & ALL CO-ORDINATION SHOP DRAWINGS PRIOR TO ALL MANUFACTURERS, CONTRACTORS, INSTALLERS & SPECIALISTS TO BE RESPONSIBLE FOR ENSURING THAT ALL OF THEIR COMMENCEMENT OF INSTALLATION.
- WORKS FULLY COMPLY WITH THE REQUIREMENTS STATED OF THE LOCAL AUTHORITIES & FIRE DEPARTMENT & THAT ALL SAFETY STANDARDS ARE MET THROUGHOUT.
- ALL FIT-OUT CONTRACTORS & SPECIALISTS TO PREPARE FULL SHOP DRAWINGS WITH SPECIFIC REFERENCE TO SITE CONDITIONS FOR WHITE WATER DESIGN STUDIO APPROVAL PRIOR TO MANUFACTURE & INSTALLATION AS APPROPRIATE TO THEIR TASK.

KEY PLAN :

AMMENDMEAS STATED :

S.NO.	REV. DATE	DESCRIPTION

DRAWING NO :

DRAWING TITLE :
WALL FINISH LAYOUT

LOCATION :
NOIDA INTERNATIONAL AIRPORT

DATE : 05-11-2024
SCALE : AS STATED
DRN. BY : MUGDHA
CHKD. BY : SHILPA


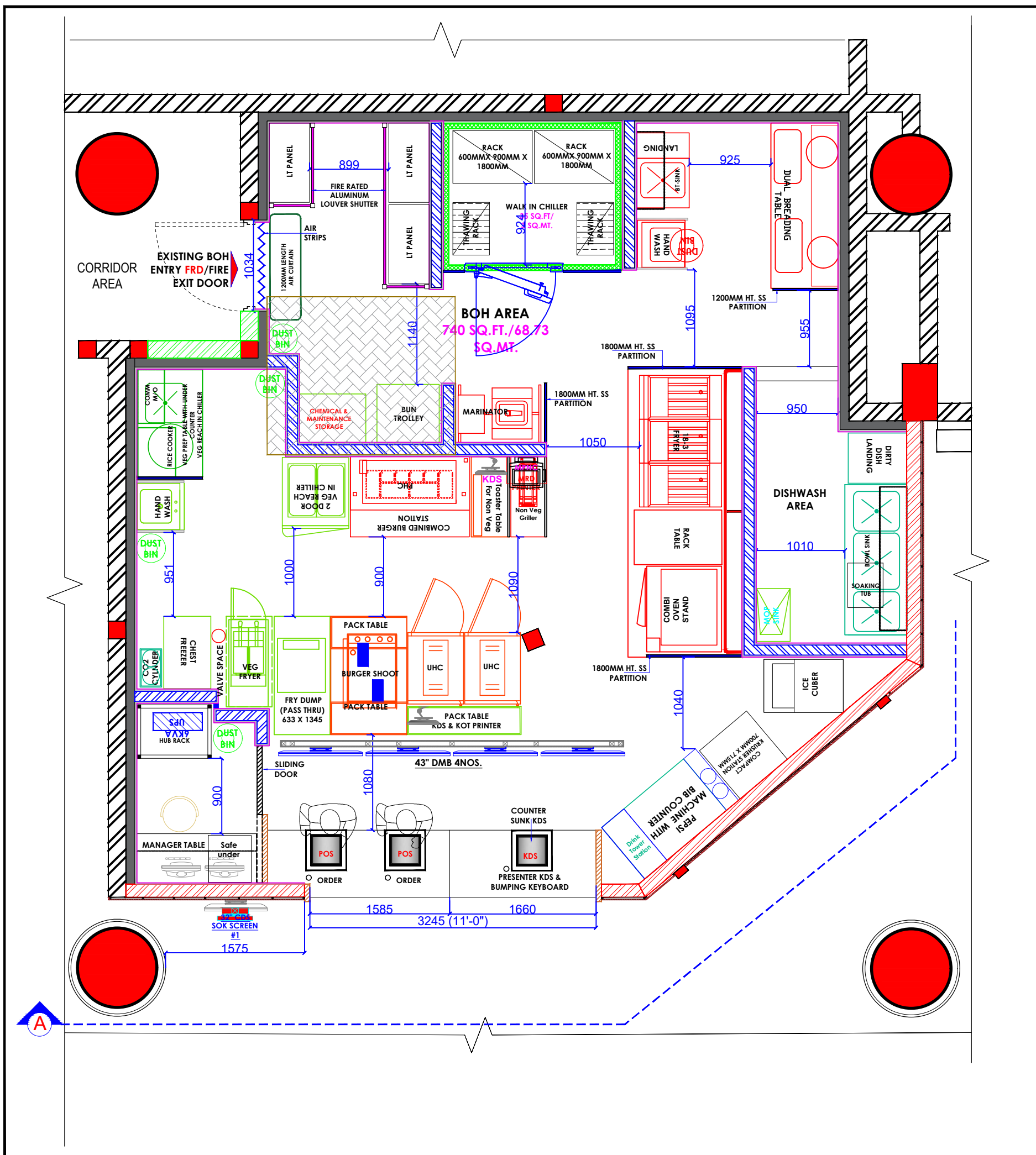
PROJECT :
KFC- NIA

CLIENT :
TRAVEL FOOD SERVICES

WHITE WATER DESIGN STUDIO

WW

HEAD OFFICE:-
 Anchorage, off Govandi Station Rd
 Near Amarnath Patil Ground, Govandi-(E)
 Mumbai 400 088
 TEL: +91 22 6740 7640.
 Email: studio@whitewaterdesign.in



NOTES :

THE COPYRIGHT OF THIS DRAWING REMAINS WITH WHITE WATER DESIGN STUDIO AND IT MAY NOT BE REPRODUCED IN ANY MANNER WITHOUT PRIOR WRITTEN CONSENT.

- FIGURED DIMENSIONS ARE TO BE USED IN PREFERENCE TO SCALED SIZES. ALL DIMENSIONS MUST BE CHECKED BEFORE COMMENCING WORK ON SITE.
- THIS DRAWINGS TO BE READ IN CONJUNCTION WITH ALL OTHER RELEVANT DRAWINGS.
- ALL PROPOSED WORKS TO BE CARRIED OUT IN ACCORDANCE WITH TECHNICAL SPECIFICATIONS AND SCHEDULES MENTIONED FOR INTERIOR WORKS.
- READ THIS DRAWING IN CONJUNCTION WITH ALL CONSULTAAS STATED & SPECIALISTS' DRAWINGS, DETAILS, SCHEDULES & SPECIFICATIONS FOR :
 I. SPRINKLER INSTALLATION
 II. AUTOMATIC FIRE DETECTION SYSTEMS
 III. AIR CONDITIONING SYSTEM & DISTRIBUTION (HVAC)
 IV. EMERGENCY LIGHTING
 V. PRIMARY WIRING DESIGN & DISTRIBUTION
- ALL WORK IS TO BE CARRIED OUT STRICTLY IN ACCORDANCE WITH IS STANDARDS (WHERE APPLICABLE) & BEST TRADE PRACTICES. ALL WORK MUST SATISFY THE REQUIREMENTS STATED OF THE LOCAL AUTHORITIES.
- WHITE WATER DESIGN STUDIO TO APPROVE ALL CONTRACTORS' SETTINGS OUT & ALL CO-ORDINATION SHOP DRAWINGS PRIOR TO ALL MANUFACTURERS, CONTRACTORS, INSTALLERS & SPECIALISTS TO BE RESPONSIBLE FOR ENSURING THAT ALL OF THEIR COMMENCEMENT OF INSTALLATION.
- WORKS FULLY COMPLY WITH THE REQUIREMENTS STATED OF THE LOCAL AUTHORITIES & FIRE DEPARTMENT & THAT ALL SAFETY STANDARDS ARE MET THROUGHOUT.
- ALL FIT-OUT CONTRACTORS & SPECIALISTS TO PREPARE FULL SHOP DRAWINGS WITH SPECIFIC REFERENCE TO SITE CONDITIONS FOR WHITE WATER DESIGN STUDIO APPROVAL PRIOR TO MANUFACTURE & INSTALLATION AS APPROPRIATE TO THEIR TASK.

KEY PLAN :

AMMENDMEAS STATED :

S.NO.	REV. DATE	DESCRIPTION

DRAWING NO :

DRAWING TITLE :
BOH LAYOUT

LOCATION :
NOIDA INTERNATIONAL AIRPORT

DATE : 05-11-2024
SCALE : AS STATED
DRN. BY : MUGDHA
CHKD. BY : SHILPA

PROJECT :
KFC- NIA

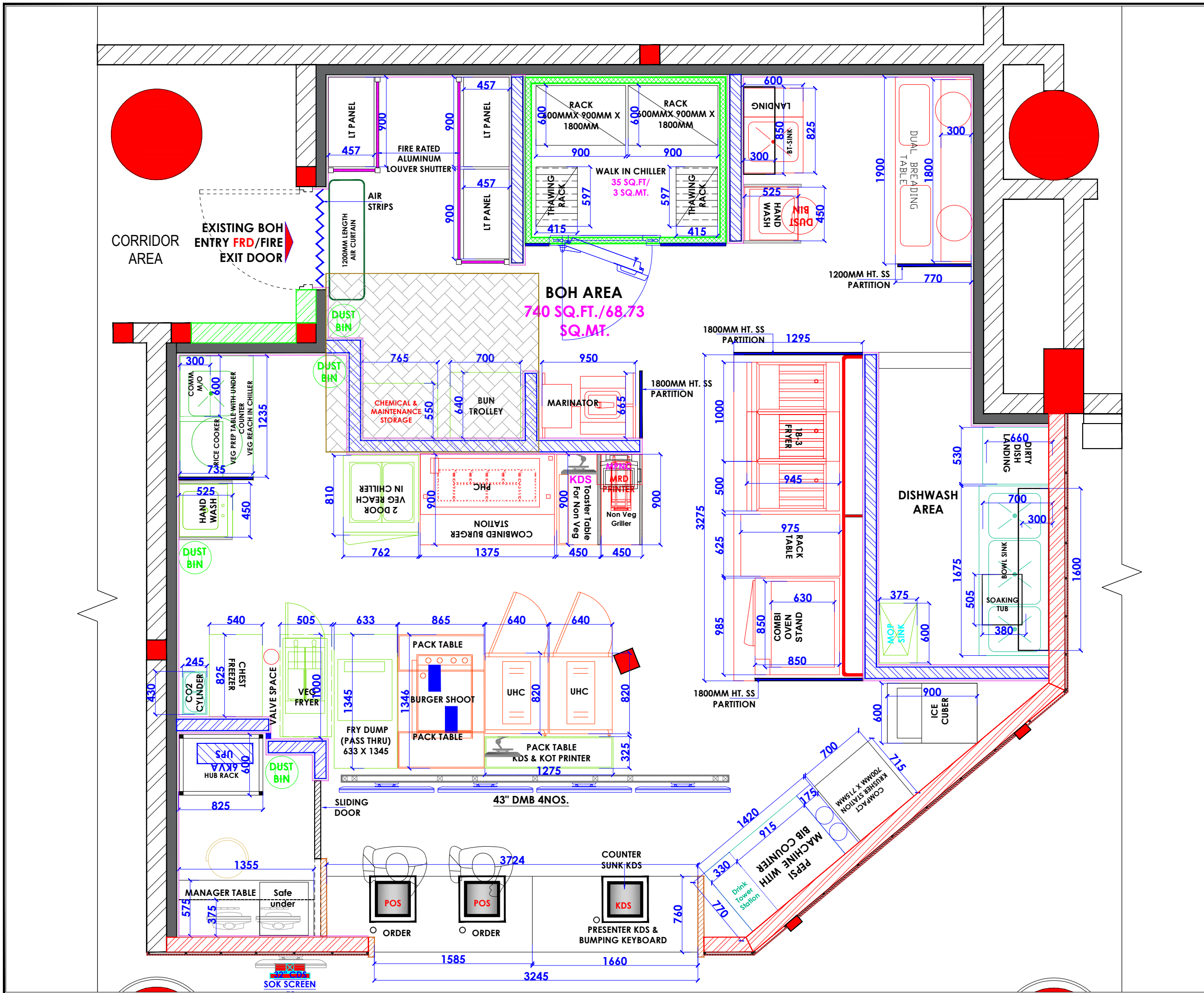
CLIENT :
TRAVEL FOOD SERVICES

WHITE WATER DESIGN STUDIO

WW

HEAD OFFICE:-
 Anchorage, off Govandi Station Rd
 Near Amarnath Patil Ground, Govandi-(E)
 Mumbai 400 088
 TEL: +91 22 6740 7640.
 Email: studio@whitewaterdesign.in

KEY PLAN



- NOTES :**
- THE COPYRIGHT OF THIS DRAWING REMAINS WITH WHITE WATER DESIGN STUDIO AND IT MAY NOT BE REPRODUCED IN ANY MANNER WITHOUT PRIOR WRITTEN CONSENT.
 - FIGURED DIMENSIONS ARE TO BE USED IN PREFERENCE TO SCALED SIZES. ALL DIMENSIONS MUST BE CHECKED BEFORE COMMENCING WORK ON SITE.
 - THIS DRAWINGS TO BE READ IN CONJUNCTION WITH ALL OTHER RELEVANT DRAWINGS.
 - ALL PROPOSED WORKS TO BE CARRIED OUT IN ACCORDANCE WITH TECHNICAL SPECIFICATIONS AND SCHEDULES MENTIONED FOR INTERIOR WORKS.
 - READ THIS DRAWING IN CONJUNCTION WITH ALL CONSULTANTS STATED & SPECIALISTS' DRAWINGS, DETAILS, SCHEDULES & SPECIFICATIONS FOR :
 I. SPRINKLER INSTALLATION
 II. AUTOMATIC FIRE DETECTION SYSTEMS
 III. AIR CONDITIONING SYSTEM & DISTRIBUTION (HVAC)
 IV. EMERGENCY LIGHTING
 V. PRIMARY WIRING DESIGN & DISTRIBUTION
 - ALL WORK IS TO BE CARRIED OUT STRICTLY IN ACCORDANCE WITH IS STANDARDS (WHERE APPLICABLE) & BEST TRADE PRACTICES. ALL WORK MUST SATISFY THE REQUIREMENTS STATED OF THE LOCAL AUTHORITIES.
 - WHITE WATER DESIGN STUDIO TO APPROVE ALL CONTRACTORS' SETTINGS OUT & ALL CO-ORDINATION SHOP DRAWINGS PRIOR TO ALL MANUFACTURERS, CONTRACTORS, INSTALLERS & SPECIALISTS TO BE RESPONSIBLE FOR ENSURING THAT ALL OF THEIR COMMENCEMENT OF INSTALLATION.
 - WORKS FULLY COMPLY WITH THE REQUIREMENTS STATED OF THE LOCAL AUTHORITIES & FIRE DEPARTMENT & THAT ALL SAFETY STANDARDS ARE MET THROUGHOUT.
 - ALL FIT-OUT CONTRACTORS & SPECIALISTS TO PREPARE FULL SHOP DRAWINGS WITH SPECIFIC REFERENCE TO SITE CONDITIONS FOR WHITE WATER DESIGN STUDIO APPROVAL PRIOR TO MANUFACTURE & INSTALLATION AS APPROPRIATE TO THEIR TASK.

KEY PLAN :

AMMENDMEAS STATED :

S.NO.	REV. DATE	DESCRIPTION

DRAWING NO :

DRAWING TITLE :

EQUIPMENT DIM LAYOUT

LOCATION :

NOIDA INTERNATION AIRPORT

DATE : 05-11-2024
SCALE : AS STATED
DRN. BY : MUGDHA
CHKD. BY : SHILPA

PROJECT :

KFC- NIA

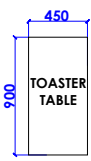
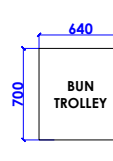
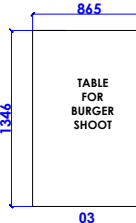
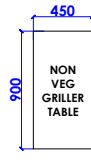
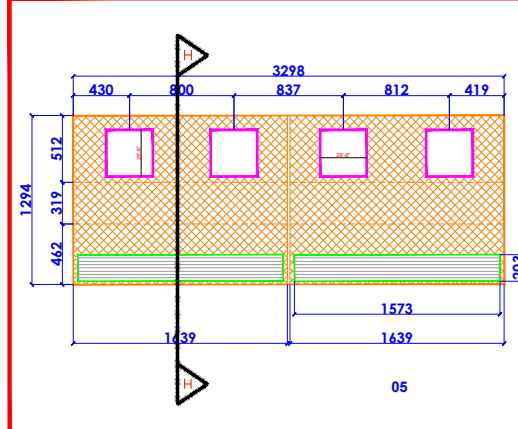
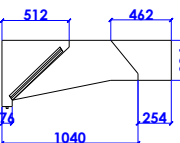

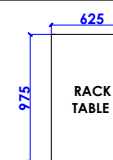
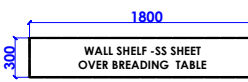
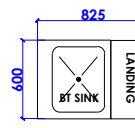
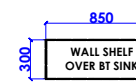
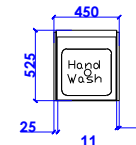
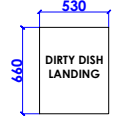
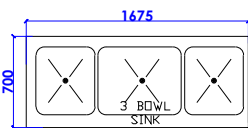
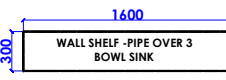

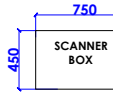
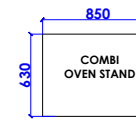
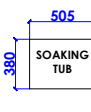
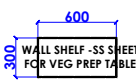

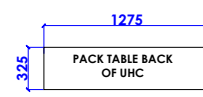




CLIENT :

TRAVEL FOOD SERVICES

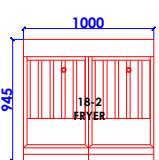
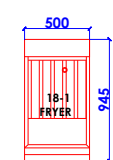
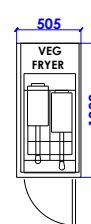
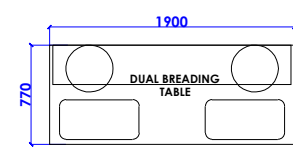
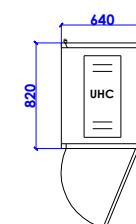
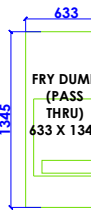
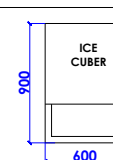

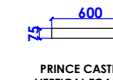
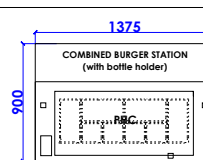
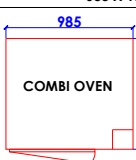
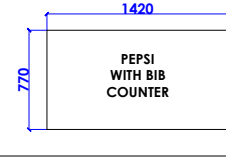

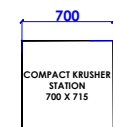
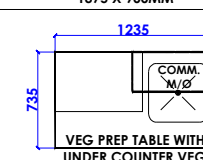

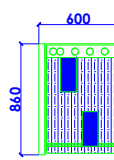

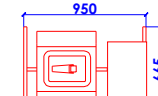
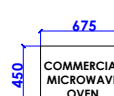

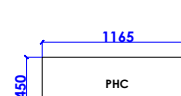
WHITE WATER DESIGN STUDIO

HEAD OFFICE:-
 Anchorage, off Govandi Station Rd
 Near Amarnath Patil Ground, Govandi-(E)
 Mumbai 400 088
 TEL: +91 22 6740 7640.
 Email: studio@whitewaterdesign.in

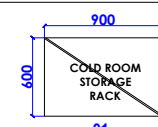
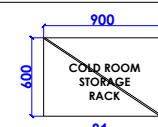

SS DEAD EQUIPMENT LEGEND

 01	 02	 03	 04	 05	 STANDARD EXHAUST HOOD OF HEIGHT 12"	
TOASTER TABLE : 1 NOS. WITH SS PARTITION 450 X 900 X 800MM HT. BUN TROLLEY : 01 NOS. 640 X 700 X 1600MM HT. TABLE FOR BURGER SHOOT : 01 NOS. 865 X 1346 X 800MM HT. NON VEG GRILLER TABLE WITH SS PARTITION : 01 NOS. 450 X 900MM				ANSUL HOOD (FIRE SUPPRESSION SYSTEM) NON VEG AREA: 01 NOS. 10'-10" X 4'-3" X 12" HT		
 06	 07	 08	 09	 10	 11	 12
ANSUL HOOD (FIRE SUPPRESSION SYSTEM) EXHAUST HOOD VEG AREA : 01 NOS. 500 X 1000MM RACK TABLE : 01 NOS. 625 X 975MM WALL SHELF BREEDING TABLE : 01 NOS. 1800 X 300 BT SINK : 01 NOS. (RHS LANDING) 825 X 600 X 800MM HT. WALL SHELF OVER BT SINK : 01 NOS. 850 X 300MM HAND WASH SINK (WALL MOUNTED) : 02 NOS. 450 X 525 X 350MM HT. DIRTY DISH LANDING : 01 NOS. 530 X 660 X 1775MM HT.						
 13	 14	 16	 17	 18	 19	 20
3 BOWL SINK : 01 NOS. 1675 X 700 X 800MM HT. WALL SHELF OVER 3 BOWL SINK : 01 NOS. 1600 X 300MM THAWING CHICKEN RACK : 02 NOS. 600 X 400 X 2010MM HT. SCANNER BOX : 01 NOS. 750 X 450 X 380MM HT. COMBI OVEN STAND : 01 NOS. 850 X 630 X 790MM HT. SOAKING TUB : 01 NOS. 505 X 380MM SS WALL SHELF FOR VEG PREP TABLE : 01 NOS. 600 X 300MM						
 21	 22	 23	 25	 26	 33	
DRINK TOWER STATION : 01 NOS. 330 X 740 X 812MM HT. PACK TABLE : 01 NOS. 1275 X 325 X 800MM HT. MICROWAVE SHELF: 01 NOS. 550 X 425MM MOP SINK : 01 NOS. 375 X 600 X 450MM HT. BREEDING TABLE RACK : 02 NOS. 480 X 370 X 400MM HT. CO2 CYLINDER: 01 NOS. 430 X 245MM						

LIVE EQUIPMENT LEGEND

 18 - 2 FRYER : 01 NOS. 1000 X 945MM	 18 - 1 FRYER : 01 NOS. 500 X 945MM	 VEG FRYER 141: 01 NOS. 505 X 1000MM	 DUAL BREEDING TABLE : 01 NOS. 1900 X 770MM	 UHC : 02 NOS. 640 X 820MM	 FRY DUMP PASS THRU: 01 NOS. 633 X 1345MM
 ICE CUBER : 01 NOS. 600 X 900MM	 RICE COOKER : 01 NOS. 505 X 505MM	 PRINCE CASTLE VERTICAL TOASTER : 01 NOS. 600 X 75MM	 COMBINED BURGER STATION : 01 NOS. 1375 X 900MM	 COMBI OVEN : 01 NOS. 985 X 860MM	
 PEPSI MACHINE WITH BIB COUNTER : 01 NOS. 1420 X 770MM	 CHEST FREEZER : 01 NOS. 540 X 825MM	 COMPACT KRUSHER STN : 01 NOS. 700 X 715 X 860MM HT	 VEG PREP TABLE : 01 NOS. RHS SINK 1235 X 735MM	 2 DOOR VEG CHILLER : 01 NOS. RHS HINGES	
 BURGER SHOOT : 01 NOS. 600 X 860MM	 NON VEG GRILLER: 01 NOS.	 MARINATOR : 01 NOS. 950 X 665MM	 COMMERCIAL MICROWAVE OVEN : 01 NOS. 675 X 450MM	 ELECTRONIC WEIGHING SCALE : 01 NOS.	 PHC : 01 NOS. 1165 X 450MM

MISC INVENTORY

 01 FOR WIC STORAGE 02 NOS. 900 X 600 X 1800MM HT.	 01 FOR WIF STORAGE : 03 NOS. (FREEZER IN MALL COMMON AREA) 900 X 600 X 1800MM HT.	 05 DRY STORE RACK : 03 NOS. (DRY STORE IN MALL COMMON AREA) 900 X 600 X 1850MM HT.
---	--	--

NOTES :
 THE COPYRIGHT OF THIS DRAWING REMAINS WITH WHITE WATER DESIGN STUDIO AND IT MAY NOT BE REPRODUCED IN ANY WHICH MANNER WITHOUT PRIOR WRITTEN CONSENT.


- FIGURED DIMENSIONS ARE TO BE USED IN PREFERENCES TO SCALED SIZES. ALL DIMENSIONS MUST BE CHECKED BEFORE COMMENCING WORK ON SITE.
- THIS DRAWINGS TO BE READ IN CONJUNCTION WITH ALL OTHER RELEVANT DRAWINGS.
- ALL PROPOSED WORKS TO BE CARRIED OUT IN ACCORDANCE WITH TECHNICAL SPECIFICATIONS AND SCHEDULES MENTIONED FOR INTERIOR WORKS.
- ALL WORK IS TO BE CARRIED OUT STRICTLY IN ACCORDANCE WITH ISI STANDARDS (WHERE APPLICABLE) & BEST TRADE PRACTICES. ALL WORK MUST SATISFY THE REQUIREMENTS OF THE LOCAL AUTHORITIES.
- WHITE WATER DESIGN STUDIO TO APPROVE ALL CONTRACTORS' SETTINGS OUT & ALL CO-ORDINATION SHOP DRAWINGS PRIOR TO ALL MANUFACTURERS, CONTRACTORS, INSTALLERS & SPECIALISTS TO BE RESPONSIBLE FOR ENSURING THAT ALL OF THEIR COMMENCEMENT OF INSTALLATION
- WORKS FULLY COMPLY WITH THE REQUIREMENTS OF THE LOCAL AUTHORITIES & THAT ALL SAFETY STANDARDS ARE MET THROUGHOUT.
- ALL FIT-OUT CONTRACTORS & SPECIALISTS TO PREPARE FULL SHOP DRAWINGS WITH SPECIFIC REFERENCE TO SITE CONDITIONS FOR WHITE WATER DESIGN STUDIO APPROVAL PRIOR TO MANUFACTURE & INSTALLATION AS APPROPRIATE TO THEIR TASK.

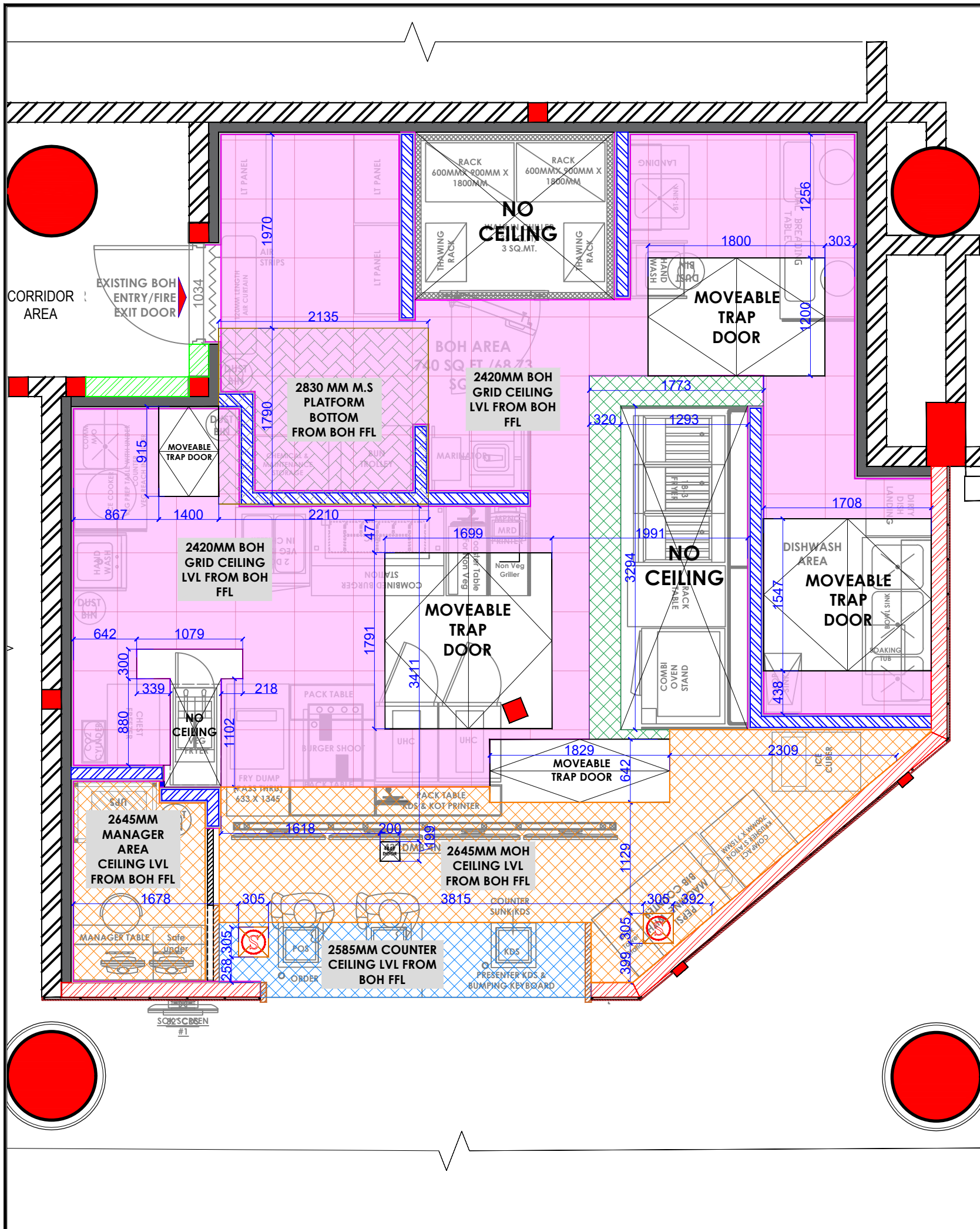


AMMENDMENTS :

S.NO.	REV. DATE	DESCRIPTION

DRAWING TITLE :
EQUIPMENT LEGEND.

DRAWING NO : 08	CLIENT : SAPPHIRE FOODS INDIA LTD.
DATE : 23.02.2024 SCALE : AS STATED DRN. BY : MUGDHA CHKD. BY : SHILPA	 HEAD OFFICE:- Anchorage, off Govandi Station Rd Near Amarnath Patil Ground, Govandi-(E) Mumbai 400 089 TEL: +91 22 6740 7640. Email: studio@whitewaterdesign.in
LOCATION : NOIDA INTERNATIONAL AIRPORT	PROJECT : KFC - NIA



- NOTES :**
- THE COPYRIGHT OF THIS DRAWING REMAINS WITH WHITE WATER DESIGN STUDIO AND IT MAY NOT BE REPRODUCED IN ANY MANNER WITHOUT PRIOR WRITTEN CONSENT.
 - FIGURED DIMENSIONS ARE TO BE USED IN PREFERENCE TO SCALED SIZES. ALL DIMENSIONS MUST BE CHECKED BEFORE COMMENCING WORK ON SITE.
 - THIS DRAWINGS TO BE READ IN CONJUNCTION WITH ALL OTHER RELEVANT DRAWINGS.
 - ALL PROPOSED WORKS TO BE CARRIED OUT IN ACCORDANCE WITH TECHNICAL SPECIFICATIONS AND SCHEDULES MENTIONED FOR INTERIOR WORKS.
 - READ THIS DRAWING IN CONJUNCTION WITH ALL CONSULTAAS STATED & SPECIALISTS' DRAWINGS, DETAILS, SCHEDULES & SPECIFICATIONS FOR :
 I. SPRINKLER INSTALLATION
 II. AUTOMATIC FIRE DETECTION SYSTEMS
 III. AIR CONDITIONING SYSTEM & DISTRIBUTION (HVAC)
 IV. EMERGENCY LIGHTING
 V. PRIMARY WIRING DESIGN & DISTRIBUTION
 - ALL WORK IS TO BE CARRIED OUT STRICTLY IN ACCORDANCE WITH IS STANDARDS (WHERE APPLICABLE) & BEST TRADE PRACTICES. ALL WORK MUST SATISFY THE REQUIREMENTS STATED OF THE LOCAL AUTHORITIES.
 - WHITE WATER DESIGN STUDIO TO APPROVE ALL CONTRACTORS' SETTINGS OUT & ALL CO-ORDINATION SHOP DRAWINGS PRIOR TO ALL MANUFACTURERS, CONTRACTORS, INSTALLERS & SPECIALISTS TO BE RESPONSIBLE FOR ENSURING THAT ALL OF THEIR COMMENCEMENT OF INSTALLATION
 - WORKS FULLY COMPLY WITH THE REQUIREMENTS STATED OF THE LOCAL AUTHORITIES & FIRE DEPARTMENT & THAT ALL SAFETY STANDARDS ARE MET THROUGHOUT.
 - ALL FIT-OUT CONTRACTORS & SPECIALISTS TO PREPARE FULL SHOP DRAWINGS WITH SPECIFIC REFERENCE TO SITE CONDITIONS FOR WHITE WATER DESIGN STUDIO APPROVAL PRIOR TO MANUFACTURE & INSTALLATION AS APPROPRIATE TO THEIR TASK.

KEY PLAN :

AMMENDMEAS STATED :

S.NO.	REV. DATE	DESCRIPTION

DRAWING NO :

DRAWING TITLE :
CEILING LAYOUT

LOCATION :
NOIDA INTERNATION AIRPORT

DATE : 05-11-2024
SCALE : AS STATED
DRN. BY : MUGDHA
CHKD. BY : SHILPA

PROJECT :
KFC- NIA

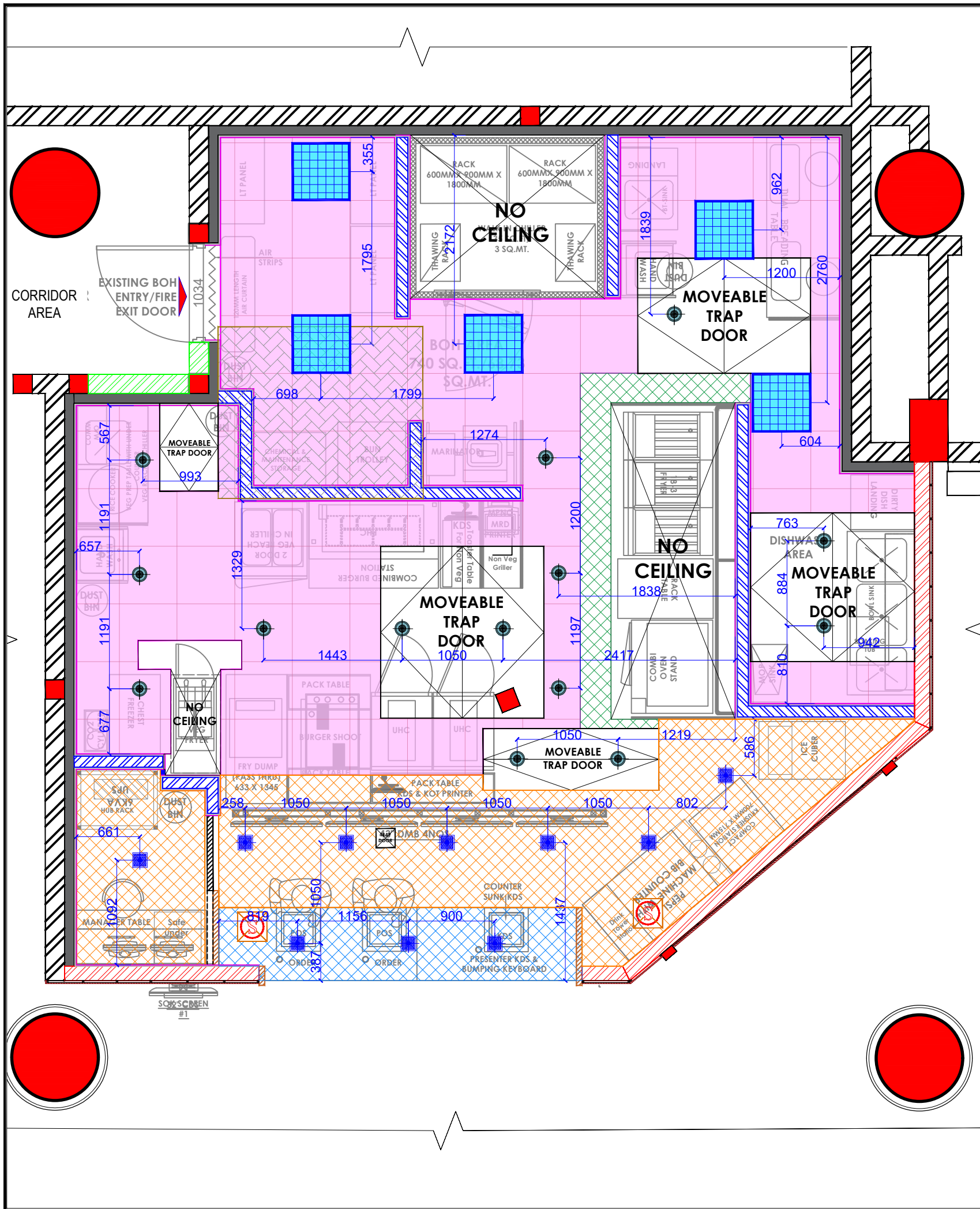
CLIENT :
TRAVEL FOOD SERVICES



HEAD OFFICE:-
 Anchorage, off Govandi Station Rd
 Near Amarnath Patil Ground, Govandi-(E)
 Mumbai 400 088
 TEL: +91 22 6740 7640.
 Email: studio@whitewaterdesign.in

CEILING LEGEND:-

	GYPSUM CEILING TO BE FINISHED WITH LUSTER PAINT (0765 MORNING GLORY FROM ASIAN PAINT)- MOH AREA & MANAGER ROOM @ 2645MM HT FROM BOH FFL
	GYPSUM CEILING TO BE FINISHED WITH LUSTER PAINT (0765 MORNING GLORY FROM ASIAN PAINT)- BOH AREA @ 2420MM HT FROM BOH FFL
	LAMINATED CEILING TO BE FINISHED WITH LAMINATE 21065 BR-CARDINAL RED FROM MERINOLAM (ABOVE COUNTER) @ 2585MM HT FROM BOH FFL
	METAL GRID CEILING @ 2420MM HT FROM BOH FFL. (BOH AREA FFL)
	NO CEILING - SLAB TO BE TO BE FINISHED WITH LUSTER PAINT (8253 RAVEN SONG FROM ASIAN PAINT)



- NOTES :**
- THE COPYRIGHT OF THIS DRAWING REMAINS WITH WHITE WATER DESIGN STUDIO AND IT MAY NOT BE REPRODUCED IN ANY MANNER WITHOUT PRIOR WRITTEN CONSENT.
 - FIGURED DIMENSIONS ARE TO BE USED IN PREFERENCE TO SCALED SIZES. ALL DIMENSIONS MUST BE CHECKED BEFORE COMMENCING WORK ON SITE.
 - THIS DRAWINGS TO BE READ IN CONJUNCTION WITH ALL OTHER RELEVANT DRAWINGS.
 - ALL PROPOSED WORKS TO BE CARRIED OUT IN ACCORDANCE WITH TECHNICAL SPECIFICATIONS AND SCHEDULES MENTIONED FOR INTERIOR WORKS.
 - READ THIS DRAWING IN CONJUNCTION WITH ALL CONSULTAAS STATED & SPECIALISTS' DRAWINGS, DETAILS, SCHEDULES & SPECIFICATIONS FOR :
 I. SPRINKLER INSTALLATION
 II. AUTOMATIC FIRE DETECTION SYSTEMS
 III. AIR CONDITIONING SYSTEM & DISTRIBUTION (HVAC)
 IV. EMERGENCY LIGHTING
 V. PRIMARY WIRING DESIGN & DISTRIBUTION
 - ALL WORK IS TO BE CARRIED OUT STRICTLY IN ACCORDANCE WITH IS STANDARDS (WHERE APPLICABLE) & BEST TRADE PRACTICES. ALL WORK MUST SATISFY THE REQUIREMENTS STATED OF THE LOCAL AUTHORITIES.
 - WHITE WATER DESIGN STUDIO TO APPROVE ALL CONTRACTORS' SETTINGS OUT & ALL CO-ORDINATION SHOP DRAWINGS PRIOR TO ALL MANUFACTURERS, CONTRACTORS, INSTALLERS & SPECIALISTS TO BE RESPONSIBLE FOR ENSURING THAT ALL OF THEIR COMMENCEMENT OF INSTALLATION
 - WORKS FULLY COMPLY WITH THE REQUIREMENTS STATED OF THE LOCAL AUTHORITIES & FIRE DEPARTMENT & THAT ALL SAFETY STANDARDS ARE MET THROUGHOUT.
 - ALL FIT-OUT CONTRACTORS & SPECIALISTS TO PREPARE FULL SHOP DRAWINGS WITH SPECIFIC REFERENCE TO SITE CONDITIONS FOR WHITE WATER DESIGN STUDIO APPROVAL PRIOR TO MANUFACTURE & INSTALLATION AS APPROPRIATE TO THEIR TASK.

KEY PLAN :

--	--

AMMENDMEAS STATED :

S.NO.	REV. DATE	DESCRIPTION

DRAWING NO :

DRAWING TITLE :
LIGHTING LAYOUT

LOCATION :
NOIDA INTERNATION AIRPORT

DATE : 05-11-2024
SCALE : AS STATED
DRN. BY : MUGDHA
CHKD. BY : SHILPA

PROJECT :
KFC- NIA

CLIENT :
TRAVEL FOOD SERVICES



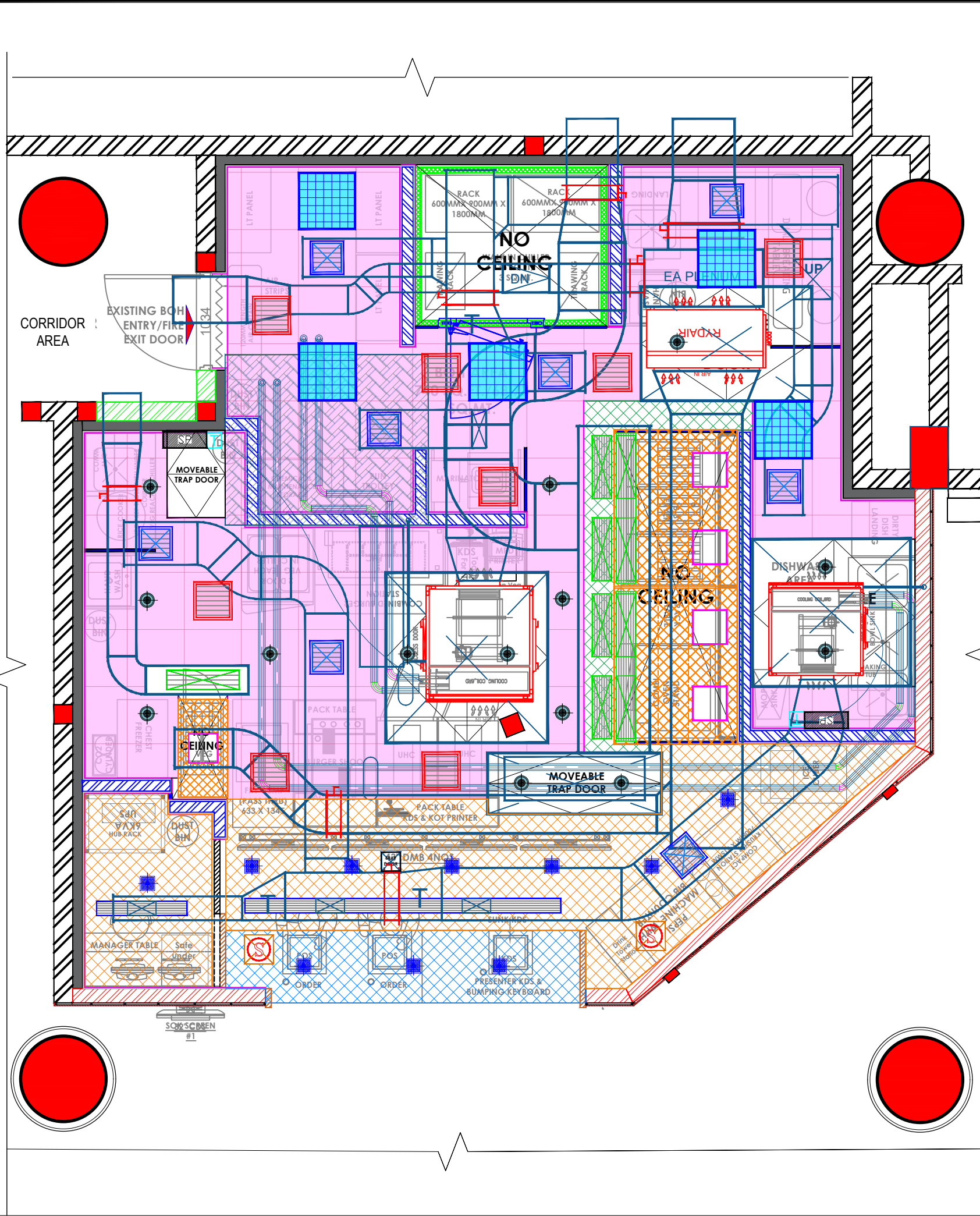
HEAD OFFICE:-
 Anchorage, off Govandi Station Rd
 Near Amarnath Patil Ground, Govandi-(E)
 Mumbai 400 088
 TEL: +91 22 6740 7640.
 Email: studio@whitewaterdesign.in

LIGHTING LEGEND

NO.	DESCRIPTION	INDICATION	QTY.
01	15 W LED SQUARE DOWN LITE CONCEALED - 6000K WHITE FINISH (FOR MOH AREA, DRY STORE, MANAGER & CREW)		10
02	36W (2' X 2') LED 36W CONCEALED RECESSED MIRROR OPTIC LIGHT) WHITE COLOR - 6000K (WHITE LIGHT) (FOR BOH AREA)		05
03	AN-2007 15 W, 6000K LED CIRCULAR CONCEALED FITTING IN WHITE FIXTURE (BOH AREA - WHITE LIGHT) FOR TRAP DOOR		14

CEILING LEGEND:-

	GYPSUM CEILING TO BE FINISHED WITH LUSTER PAINT (0765 MORNING GLORY FROM ASIAN PAINT)- MOH AREA & MANAGER ROOM @ 2645MM HT FROM BOH FFL
	GYPSUM CEILING TO BE FINISHED WITH LUSTER PAINT (0765 MORNING GLORY FROM ASIAN PAINT)- BOH AREA @ 2420MM HT FROM BOH FFL
	LAMINATED CEILING TO BE FINISHED WITH LAMINATE 21065 BR-CARDINAL RED FROM MERINOLAM (ABOVE COUNTER) @ 2585MM HT FROM BOH FFL
	METAL GRID CEILING @ 2420MM HT FROM BOH FFL. (BOH AREA FFL)
NO CEILING	NO CEILING - SLAB TO BE TO BE FINISHED WITH LUSTER PAINT (8253 RAVEN SONG FROM ASIAN PAINT)



- NOTES :**
- THE COPYRIGHT OF THIS DRAWING REMAINS WITH WHITE WATER DESIGN STUDIO AND IT MAY NOT BE REPRODUCED IN ANY MANNER WITHOUT PRIOR WRITTEN CONSENT.
 - FIGURED DIMENSIONS ARE TO BE USED IN PREFERENCE TO SCALED SIZES. ALL DIMENSIONS MUST BE CHECKED BEFORE COMMENCING WORK ON SITE.
 - THIS DRAWINGS TO BE READ IN CONJUNCTION WITH ALL OTHER RELEVANT DRAWINGS.
 - ALL PROPOSED WORKS TO BE CARRIED OUT IN ACCORDANCE WITH TECHNICAL SPECIFICATIONS AND SCHEDULES MENTIONED FOR INTERIOR WORKS.
 - READ THIS DRAWING IN CONJUNCTION WITH ALL CONSULTANTS STATED & SPECIALISTS' DRAWINGS, DETAILS, SCHEDULES & SPECIFICATIONS FOR :
 i. SPRINKLER INSTALLATION
 ii. AUTOMATIC FIRE DETECTION SYSTEMS
 iii. AIR CONDITIONING SYSTEM & DISTRIBUTION (HVAC)
 iv. EMERGENCY LIGHTING
 v. PRIMARY WIRING DESIGN & DISTRIBUTION
 - ALL WORK IS TO BE CARRIED OUT STRICTLY IN ACCORDANCE WITH IS STANDARDS (WHERE APPLICABLE) & BEST TRADE PRACTICES. ALL WORK MUST SATISFY THE REQUIREMENTS STATED OF THE LOCAL AUTHORITIES.
 - WHITE WATER DESIGN STUDIO TO APPROVE ALL CONTRACTORS' SETTINGS OUT & ALL CO-ORDINATION SHOP DRAWINGS PRIOR TO ALL MANUFACTURERS, CONTRACTORS, INSTALLERS & SPECIALISTS TO BE RESPONSIBLE FOR ENSURING THAT ALL OF THEIR COMMENCEMENT OF INSTALLATION
 - WORKS FULLY COMPLY WITH THE REQUIREMENTS STATED OF THE LOCAL AUTHORITIES & FIRE DEPARTMENT & THAT ALL SAFETY STANDARDS ARE MET THROUGHOUT.
 - ALL FIT-OUT CONTRACTORS & SPECIALISTS TO PREPARE FULL SHOP DRAWINGS WITH SPECIFIC REFERENCE TO SITE CONDITIONS FOR WHITE WATER DESIGN STUDIO APPROVAL PRIOR TO MANUFACTURE & INSTALLATION AS APPROPRIATE TO THEIR TASK.

KEY PLAN :

AMMENDMEAS STATED :

S.NO.	REV. DATE	DESCRIPTION

DRAWING NO :

DRAWING TITLE :
LIGHTING COORDINATION LAYOUT

LOCATION :
NOIDA INTERNATION AIRPORT

DATE : 05-11-2024
SCALE : AS STATED
DRN. BY : MUGDHA
CHKD. BY : SHILPA

PROJECT :
KFC- NIA

CLIENT :
TRAVEL FOOD SERVICES



HEAD OFFICE:-
 Anchorage, off Govandi Station Rd
 Near Amarnath Patil Ground, Govandi-(E)
 Mumbai 400 088
 TEL: +91 22 6740 7640.
 Email: studio@whitewaterdesign.in

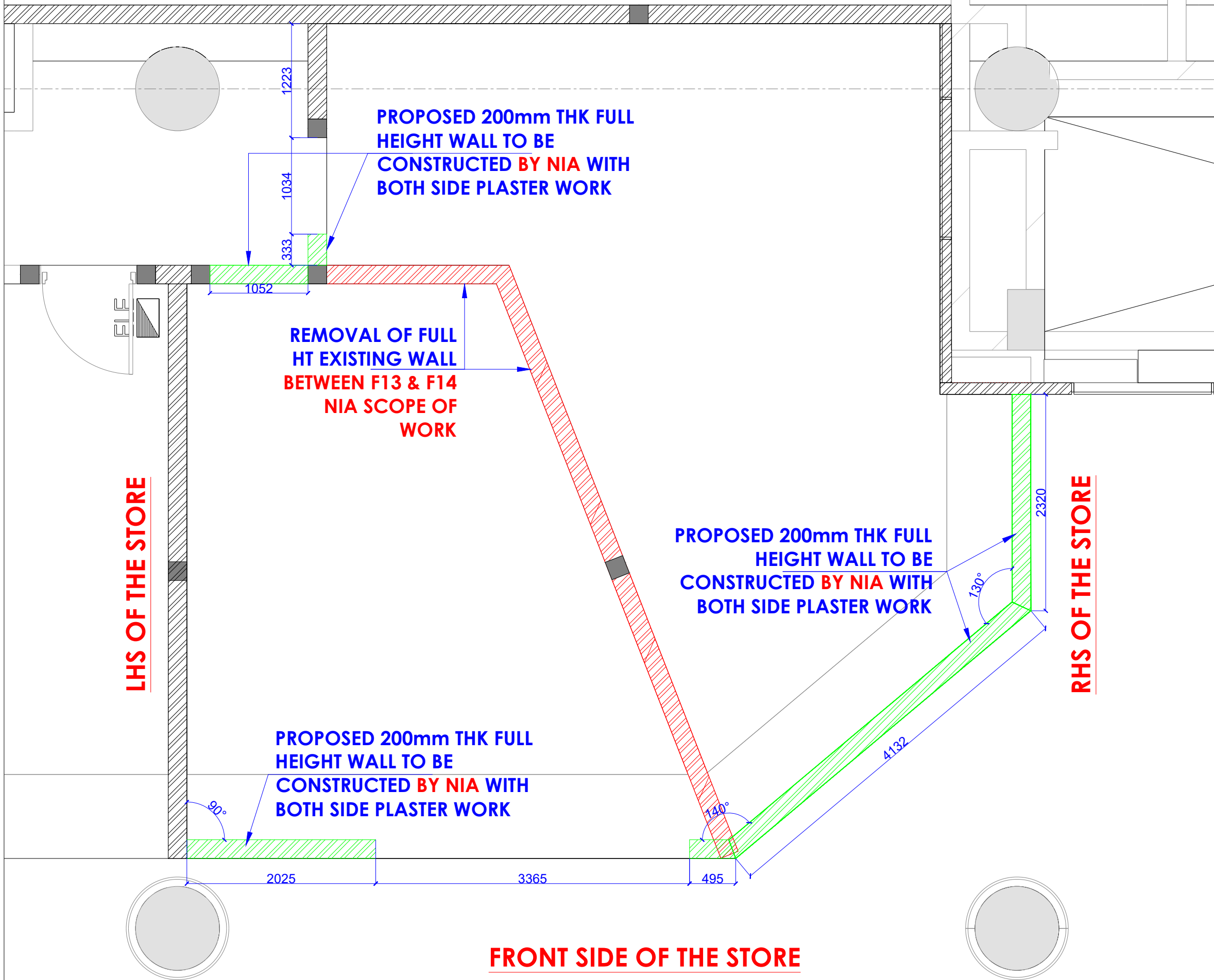
LIGHTING LEGEND

NO.	DESCRIPTION	INDICATION	QTY.
01	15 W LED SQUARE DOWN LITE CONCEALED - 6000K WHITE FINISH (FOR MOH AREA, DRY STORE, MANAGER & CREW)		10
02	36W (2' X 2') LED 36W CONCEALED RECESSED MIRROR OPTIC LIGHT) WHITE COLOR - 6000K (WHITE LIGHT) (FOR BOH AREA)		05
03	AN-2007 15 W, 6000K LED CIRCULAR CONCEALED FITTING IN WHITE FIXTURE (BOH AREA - WHITE LIGHT) FOR TRAP DOOR		14

CEILING LEGEND:-

	GYPSUM CEILING TO BE FINISHED WITH LUSTER PAINT (0765 MORNING GLORY FROM ASIAN PAINT)- MOH AREA & MANAGER ROOM @ 2645MM HT FROM BOH FFL
	GYPSUM CEILING TO BE FINISHED WITH LUSTER PAINT (0765 MORNING GLORY FROM ASIAN PAINT)- BOH AREA @ 2420MM HT FROM BOH FFL
	LAMINATED CEILING TO BE FINISHED WITH LAMINATE 21065 BR-CARDINAL RED FROM MERINOLAM (ABOVE COUNTER) @ 2585MM HT FROM BOH FFL
	METAL GRID CEILING @ 2420MM HT FROM BOH FFL. (BOH AREA FFL)
NO CEILING	NO CEILING - SLAB TO BE TO BE FINISHED WITH LUSTER PAINT (8253 RAVEN SONG FROM ASIAN PAINT)

REAR SIDE OF THE STORE



NOTES :

THE COPYRIGHT OF THIS DRAWING REMAINS WITH WHITE WATER DESIGN STUDIO AND IT MAY NOT BE REPRODUCED IN ANY MANNER WITHOUT PRIOR WRITTEN CONSENT.

- FIGURED DIMENSIONS ARE TO BE USED IN PREFERENCE TO SCALED SIZES. ALL DIMENSIONS MUST BE CHECKED BEFORE COMMENCING WORK ON SITE.
- THIS DRAWING IS TO BE READ IN CONJUNCTION WITH ALL OTHER RELEVANT DRAWINGS.
- ALL PROPOSED WORKS TO BE CARRIED OUT IN ACCORDANCE WITH TECHNICAL SPECIFICATIONS AND SCHEDULES MENTIONED FOR INTERIOR WORKS.
- READ THIS DRAWING IN CONJUNCTION WITH ALL CONSULTANTS' DRAWINGS & SPECIALISTS' DRAWINGS, DETAILS, SCHEDULES & SPECIFICATIONS FOR :
 i. SPRINKLER INSTALLATION
 ii. AUTOMATIC FIRE DETECTION SYSTEMS
 iii. AIR CONDITIONING SYSTEM & DISTRIBUTION (HVAC)
 iv. EMERGENCY LIGHTING
 v. PRIMARY WIRING DESIGN & DISTRIBUTION
- ALL WORK IS TO BE CARRIED OUT STRICTLY IN ACCORDANCE WITH IS STANDARDS (WHERE APPLICABLE) & BEST TRADE PRACTICES. ALL WORK MUST SATISFY THE REQUIREMENTS STATED OF THE LOCAL AUTHORITIES.
- WHITE WATER DESIGN STUDIO TO APPROVE ALL CONTRACTORS' SETTINGS OUT & ALL CO-ORDINATION SHOP DRAWINGS PRIOR TO ALL MANUFACTURERS, CONTRACTORS, INSTALLERS & SPECIALISTS TO BE RESPONSIBLE FOR ENSURING THAT ALL OF THEIR COMMENCEMENT OF INSTALLATION
- WORKS FULLY COMPLY WITH THE REQUIREMENTS STATED OF THE LOCAL AUTHORITIES & FIRE DEPARTMENT & THAT ALL SAFETY STANDARDS ARE MET THROUGHOUT.
- ALL FIT-OUT CONTRACTORS & SPECIALISTS TO PREPARE FULL SHOP DRAWINGS WITH SPECIFIC REFERENCE TO SITE CONDITIONS FOR WHITE WATER DESIGN STUDIO APPROVAL PRIOR TO MANUFACTURE & INSTALLATION AS APPROPRIATE TO THEIR TASK.

KEY PLAN :

AMMENDMEAS STATED :

S.NO.	REV.DATE	DESCRIPTION

DRAWING NO :

DRAWING TITLE :
FACADE ELEVATION

LOCATION :
NOIDA INTERNATION AIRPORT

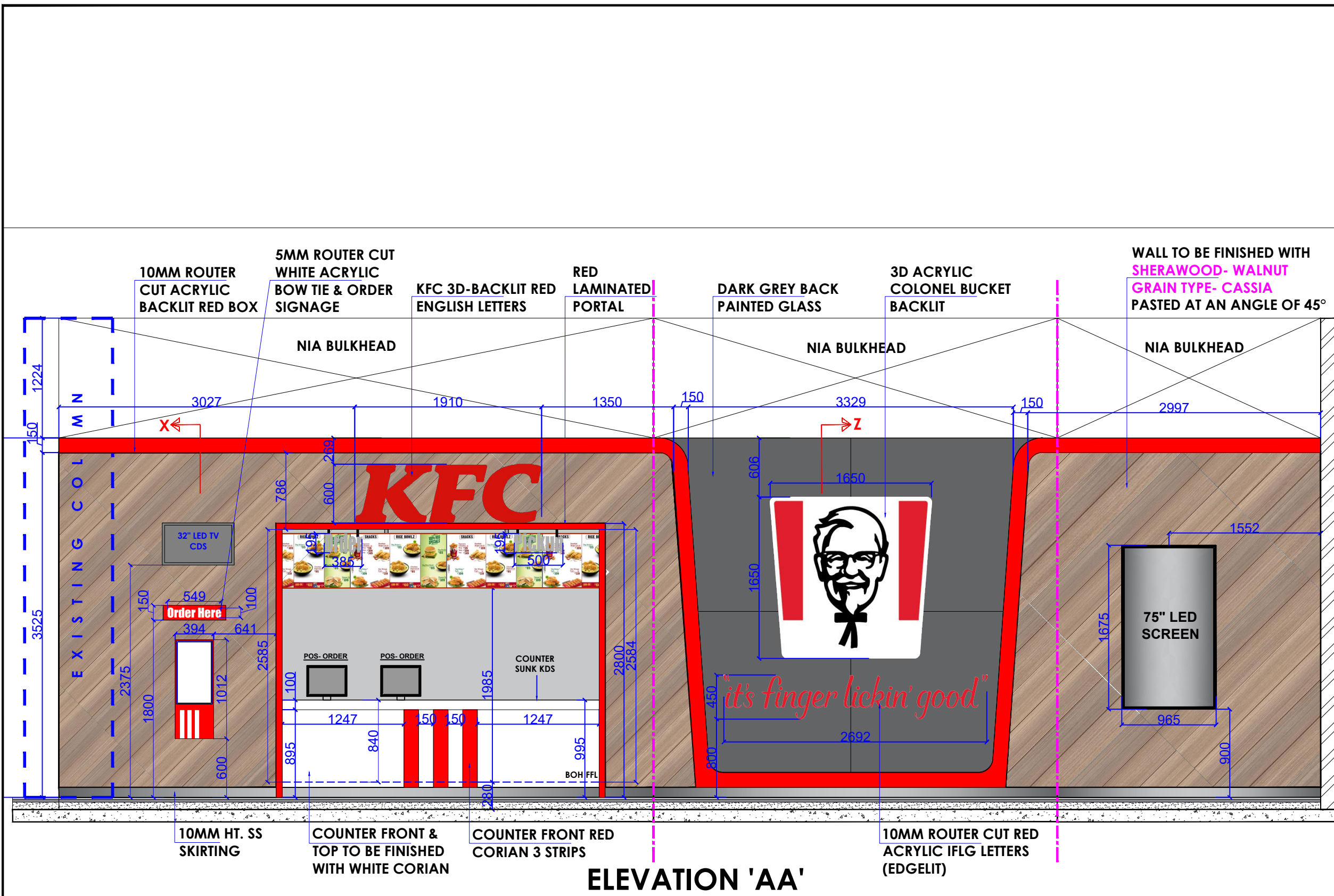
DATE : 05-11-2024
SCALE : AS STATED
DRN. BY : MUGDHA
CHKD. BY : SHILPA

PROJECT :
KFC- NIA

CLIENT :
TRAVEL FOOD SERVICES



HEAD OFFICE:-
 Anchorage, off Govandi Station Rd
 Near Amarnath Patil Ground, Govandi-(E)
 Mumbai 400 088
 TEL: +91 22 6740 7640.
 Email: studio@whitewaterdesign.in



- NOTES :**
- THE COPYRIGHT OF THIS DRAWING REMAINS WITH WHITE WATER DESIGN STUDIO AND IT MAY NOT BE REPRODUCED IN ANY MANNER WITHOUT PRIOR WRITTEN CONSENT.
- FIGURED DIMENSIONS ARE TO BE USED IN PREFERENCE TO SCALED SIZES. ALL DIMENSIONS MUST BE CHECKED BEFORE COMMENCING WORK ON SITE.
 - THIS DRAWINGS TO BE READ IN CONJUNCTION WITH ALL OTHER RELEVANT DRAWINGS.
 - ALL PROPOSED WORKS TO BE CARRIED OUT IN ACCORDANCE WITH TECHNICAL SPECIFICATIONS AND SCHEDULES MENTIONED FOR INTERIOR WORKS.
 - READ THIS DRAWING IN CONJUNCTION WITH ALL CONSULTAAS STATED & SPECIALISTS' DRAWINGS, DETAILS, SCHEDULES & SPECIFICATIONS FOR :
 i. SPRINKLER INSTALLATION
 ii. AUTOMATIC FIRE DETECTION SYSTEMS
 iii. AIR CONDITIONING SYSTEM & DISTRIBUTION (HVAC)
 iv. EMERGENCY LIGHTING
 v. PRIMARY WIRING DESIGN & DISTRIBUTION
 - ALL WORK IS TO BE CARRIED OUT STRICTLY IN ACCORDANCE WITH IS STANDARDS (WHERE APPLICABLE) & BEST TRADE PRACTICES. ALL WORK MUST SATISFY THE REQUIREMEAS STATED OF THE LOCAL AUTHORITIES.
 - WHITE WATER DESIGN STUDIO TO APPROVE ALL CONTRACTORS' SETTINGS OUT & ALL CO-ORDINATION SHOP DRAWINGS PRIOR TO ALL MANUFACTURERS, CONTRACTORS, INSTALLERS & SPECIALISTS TO BE RESPONSIBLE FOR ENSURING THAT ALL OF THEIR COMMENCEMENT OF INSTALLATION
 - WORKS FULLY COMPLY WITH THE REQUIREMEAS STATED OF THE LOCAL AUTHORITIES & FIRE DEPARTMENT & THAT ALL SAFETY STANDARDS ARE MET THROUGHOUT.
 - ALL FIT-OUT CONTRACTORS & SPECIALISTS TO PREPARE FULL SHOP DRAWINGS WITH SPECIFIC REFERENCE TO SITE CONDITIONS FOR WHITE WATER DESIGN STUDIO APPROVAL PRIOR TO MANUFACTURE & INSTALLATION AS APPROPRIATE TO THEIR TASK.

KEY PLAN :

AMMENDMEAS STATED :

S.NO.	REV. DATE	DESCRIPTION

DRAWING NO :

DRAWING TITLE :
FACADE VIEWS

LOCATION :
NOIDA INTERNATION AIRPORT

DATE : 05-11-2024
SCALE : AS STATED
DRN. BY : MUGDHA
CHKD. BY : SHILPA

PROJECT :
KFC- NIA

CLIENT :
TRAVEL FOOD SERVICES

WHITE WATER DESIGN STUDIO

WW

HEAD OFFICE:-
 Anchorage, off Govandi Station Rd
 Near Amarnath Patil Ground, Govandi-(E)
 Mumbai 400 088
 TEL: +91 22 6740 7640.
 Email: studio@whitewaterdesign.in



FACADE VIEWS



FACADE VIEWS

NOTES :

- THE COPYRIGHT OF THIS DRAWING REMAINS WITH WHITE WATER DESIGN STUDIO AND IT MAY NOT BE REPRODUCED IN ANY MANNER WITHOUT PRIOR WRITTEN CONSENT.
1. FIGURED DIMENSIONS ARE TO BE USED IN PREFERENCE TO SCALED SIZES. ALL DIMENSIONS MUST BE CHECKED BEFORE COMMENCING WORK ON SITE.
 2. THIS DRAWINGS TO BE READ IN CONJUNCTION WITH ALL OTHER RELEVANT DRAWINGS.
 3. ALL PROPOSED WORKS TO BE CARRIED OUT IN ACCORDANCE WITH TECHNICAL SPECIFICATIONS AND SCHEDULES MENTIONED FOR INTERIOR WORKS.
 4. READ THIS DRAWING IN CONJUNCTION WITH ALL CONSULTAAS STATED & SPECIALISTS' DRAWINGS, DETAILS, SCHEDULES & SPECIFICATIONS FOR :
 I. SPRINKLER INSTALLATION
 II. AUTOMATIC FIRE DETECTION SYSTEMS
 III. AIR CONDITIONING SYSTEM & DISTRIBUTION (HVAC)
 IV. EMERGENCY LIGHTING
 V. PRIMARY WIRING DESIGN & DISTRIBUTION
 5. ALL WORK IS TO BE CARRIED OUT STRICTLY IN ACCORDANCE WITH IS STANDARDS (WHERE APPLICABLE) & BEST TRADE PRACTICES. ALL WORK MUST SATISFY THE REQUIREMEAS STATED OF THE LOCAL AUTHORITIES.
 6. WHITE WATER DESIGN STUDIO TO APPROVE ALL CONTRACTORS' SETTINGS OUT & ALL CO-ORDINATION SHOP DRAWINGS PRIOR TO BE RESPONSIBLE FOR ENSURING THAT ALL OF THEIR COMMENCEMENT OF INSTALLATION
 7. WORKS FULLY COMPLY WITH THE REQUIREMEAS STATED OF THE LOCAL AUTHORITIES & FIRE DEPARTMENT & THAT ALL SAFETY STANDARDS ARE MET THROUGHOUT.
 8. ALL FIT-OUT CONTRACTORS & SPECIALISTS TO PREPARE FULL SHOP DRAWINGS WITH SPECIFIC REFERENCE TO SITE CONDITIONS FOR WHITE WATER DESIGN STUDIO APPROVAL PRIOR TO MANUFACTURE & INSTALLATION AS APPROPRIATE TO THEIR TASK.

KEY PLAN :

AMMENDMEAS STATED :

S.NO.	REV. DATE	DESCRIPTION

DRAWING NO :

DRAWING TITLE :
FACADE VIEWS

LOCATION :
NOIDA INTERNATION AIRPORT

DATE : 05-11-2024
 SCALE : AS STATED
 DRN. BY : MUGDHA
 CHKD. BY : SHILPA

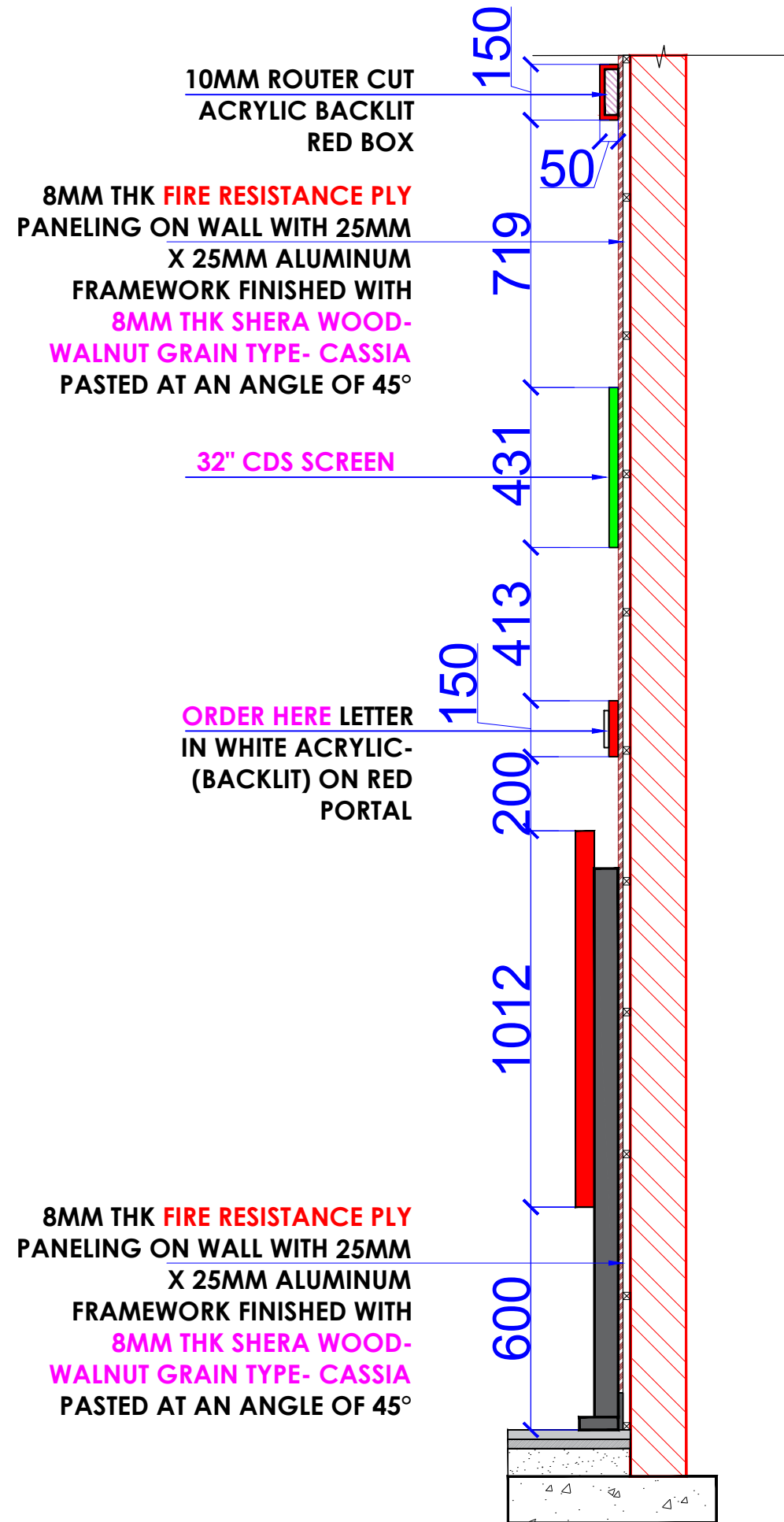
PROJECT :
KFC- NIA

CLIENT :
TRAVEL FOOD SERVICES

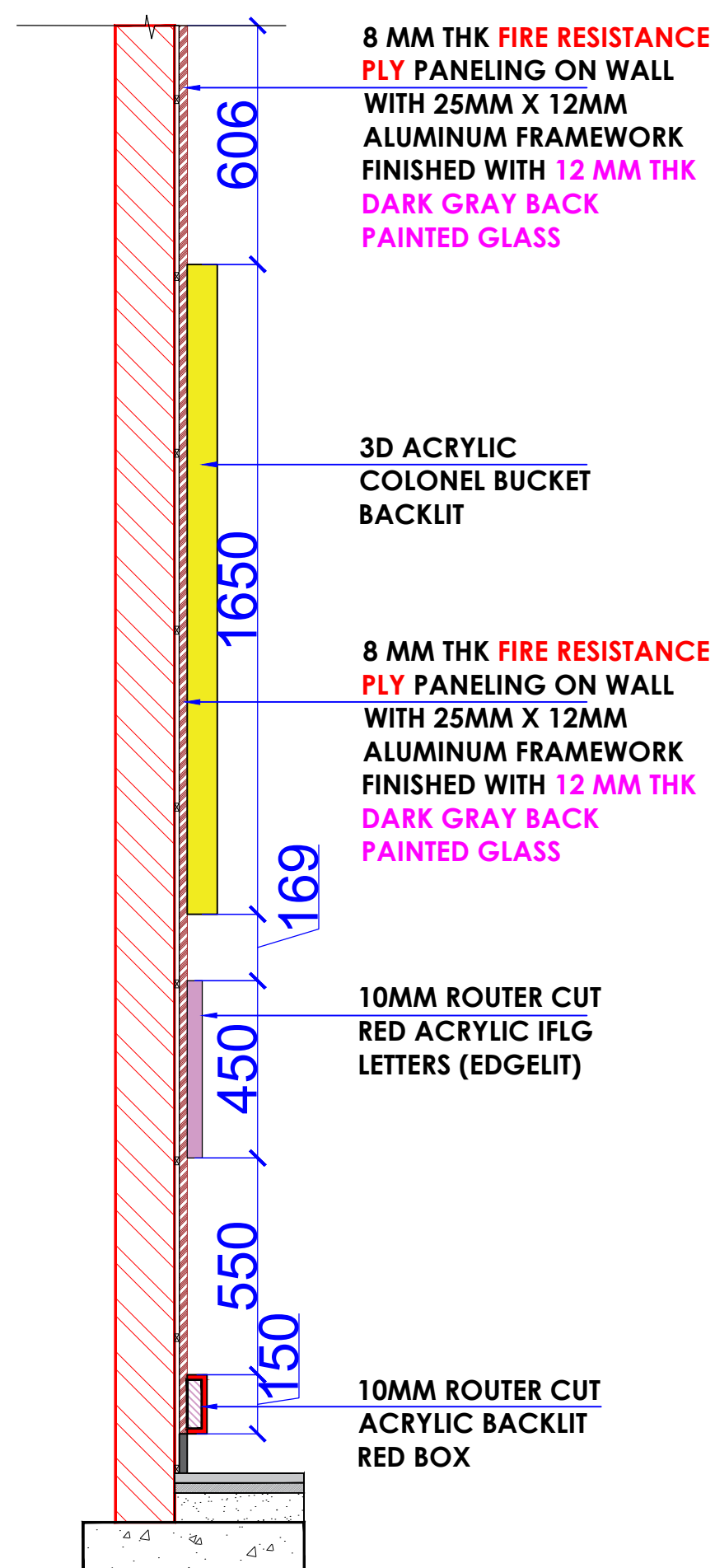
WHITE WATER
DESIGN STUDIO



HEAD OFFICE:-
 Anchorage, off Govandi Station Rd
 Near Amarnath Patil Ground, Govandi-(E)
 Mumbai 400 088
 TEL: +91 22 6740 7640.
 Email: studio@whitewaterdesign.in



SECTION @ 'Y'



SECTION @ 'Z'

NOTES :

THE COPYRIGHT OF THIS DRAWING REMAINS WITH WHITE WATER DESIGN STUDIO AND IT MAY NOT BE REPRODUCED IN ANY WHICH MANNER WITHOUT PRIOR WRITTEN CONSENT.

- FIGURED DIMENSIONS ARE TO BE USED IN PREFERENCES TO SCALED SIZES. ALL DIMENSIONS MUST BE CHECKED BEFORE COMMENCING WORK ON SITE.
- THIS DRAWINGS TO BE READ IN CONJUNCTION WITH ALL OTHER RELEVANT DRAWINGS.
- ALL PROPOSED WORKS TO BE CARRIED OUT IN ACCORDANCE WITH TECHNICAL SPECIFICATIONS AND SCHEDULES MENTIONED FOR INTERIOR WORKS.
- READ THIS DRAWING IN CONJUNCTION WITH ALL CONSULTAAS STATED & SPECIALISTS' DRAWINGS, DETAILS, SCHEDULES & SPECIFICATIONS FOR :
 i. SPRINKLER INSTALLATION
 ii. AUTOMATIC FIRE DETECTION SYSTEMS
 iii. AIR CONDITIONING SYSTEM & DISTRIBUTION(HVAC)
 iv. EMERGENCY LIGHTING
 v. PRIMARY WIRING DESIGN & DISTRIBUTION
- ALL WORK IS TO BE CARRIED OUT STRICTLY IN ACCORDANCE WITH IS STANDARDS (WHERE APPLICABLE) & BEST TRADE PRACTICES. ALL WORK MUST SATISFY THE REQUIREMEAS STATED OF THE LOCAL AUTHORITIES.
- WHITE WATER DESIGN STUDIO TO APPROVE ALL CONTRACTORS' SETTINGS OUT & ALL CO-ORDINATION SHOP DRAWINGS PRIOR TO ALL MANUFACTURERS, CONTRACTORS, INSTALLERS & SPECIALISTS TO BE RESPONSIBLE FOR ENSURING THAT ALL OF THEIR COMMENCEMENT OF INSTALLATION
- WORKS FULLY COMPLY WITH THE REQUIREMEAS STATED OF THE LOCAL AUTHORITIES & FIRE DEPARTMENT & THAT ALL SAFETY STANDARDS ARE MET THROUGHOUT.
- ALL FIT-OUT CONTRACTORS & SPECIALISTS TO PREPARE FULL SHOP DRAWINGS WITH SPECIFIC REFERENCE TO SITE CONDITIONS FOR WHITE WATER DESIGN STUDIO APPROVAL PRIOR TO MANUFACTURE & INSTALLATION AS APPROPRIATE TO THEIR TASK.

KEY PLAN :

AMMENDMEAS STATED :

S.NO.	REV.DATE	DESCRIPTION

DRAWING NO :

DRAWING TITLE :

FACADE SECTION

LOCATION :

NOIDA INTERNATION AIRPORT

DATE : 05-11-2024
 SCALE : AS STATED
 DRN. BY : MUGDHA
 CHKD. BY : SHILPA

PROJECT :

KFC- NIA

CLIENT :


TRAVEL FOOD SERVICES

WHITE WATER DESIGN STUDIO

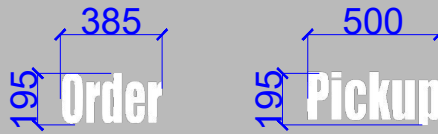


HEAD OFFICE:-
 Anchorage, off Govandi Station Rd
 Near Amarnath Patil Ground, Govandi-(E)
 Mumbai 400 088
 TEL: +91 22 6740 7640.
 Email: studio@whitewaterdesign.in

INTERNAL GRAPHIC DETAILS




**KFC-3D BACK LIT ACRYLIC ENGLISH LETTERS
1 NOS. FOR FRONT FACADE**



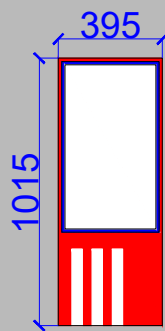
Order & Pickup LETTERS IN WHITE ACRYLIC-(BACKLIT) PASTED ON RED PORTAL




ALA-CART-MENU - 1 NOS.



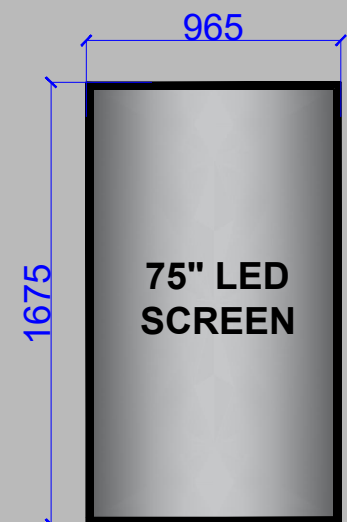
**COLONEL BUCKET LOGO - BACKLIT-
1 NOS. FOR FRONT FACADE**



SOK (SELF ORDER KIOSK) : 01 NOS.



MANDATORY SIGNAGE



**75" LED DIGITAL PROMO PANEL
01 NOS.**

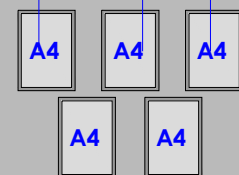


10MM ROUTER CUT RED ACRYLIC IFLG LETTERS (EDGE LIT)



ORDER HERE LETTERS IN WHITE ACRYLIC-PASTED ON RED PORTAL FINISHED WITH LUSTER PAINT - SIGNAL RED 0520 DUCO PAINT -1 NOS.

FRAMES FOR RESTAURANT LICENSES



LICENSE DISPLAY

NOTES :
THE COPYRIGHT OF THIS DRAWING REMAINS WITH WHITE WATER DESIGN STUDIO AND IT MAY NOT BE REPRODUCED IN ANY WHICH MANNER WITHOUT PRIOR WRITTEN CONSENT.

- FIGURED DIMENSIONS ARE TO BE USED IN PREFERENCES TO SCALED SIZES. ALL DIMENSIONS MUST BE CHECKED BEFORE COMMENCING WORK ON SITE.
- THIS DRAWINGS TO BE READ IN CONJUNCTION WITH ALL OTHER RELEVANT DRAWINGS.
- ALL PROPOSED WORKS TO BE CARRIED OUT IN ACCORDANCE WITH TECHNICAL SPECIFICATIONS AND SCHEDULES MENTIONED FOR INTERIOR WORKS.
- ALL WORK IS TO BE CARRIED OUT STRICTLY IN ACCORDANCE WITH ISI STANDARDS (WHERE APPLICABLE) & BEST TRADE PRACTICES.ALL WORK MUST SATISFY THE REQUIREMENTS OF THE LOCAL AUTHORITIES.
- WHITE WATER DESIGN STUDIO TO APPROVE ALL CONTRACTORS' SETTINGS OUT & ALL CO-ORDINATION SHOP DRAWINGS PRIOR TO ALL MANUFACTURERS, CONTRACTORS, INSTALLERS & SPECIALISTS TO BE RESPONSIBLE FOR ENSURING THAT ALL OF THEIR COMMENCEMENT OF INSTALLATION
- WORKS FULLY COMPLY WITH THE REQUIREMENTS OF THE LOCAL AUTHORITIES & FIRE DEPARTMENT & THAT ALL SAFETY STANDARDS ARE MET THROUGHOUT.
- ALL FIT-OUT CONTRACTORS & SPECIALISTS TO PREPARE FULL SHOP DRAWINGS WITH SPECIFIC REFERENCE TO SITE CONDITIONS FOR WHITE WATER DESIGN STUDIO APPROVAL PRIOR TO MANUFACTURE & INSTALLATION AS APPROPRIATE TO THEIR TASK.



AMMENDMENTS :		
S.NO.	REV. DATE	DESCRIPTION

DRAWING TITLE :
EQUIPMENT LEGEND.

DRAWING NO : 08	CLIENT : SAPPHIRE FOODS INDIA LTD.
DATE : 23.02.2024 SCALE : AS STATED DRN. BY : MUGDHA CHKD. BY : SHILPA	WHITEWATER DESIGN STUDIO
LOCATION : NOIDA INTERNATIONAL AIRPORT	WW
PROJECT : KFC- NIA	HEAD OFFICE:- Anchorage, off Govandi Station Rd Near Amarnath Patil Ground, Govandi-(E) Mumbai 400 089 TEL: +91 22 6740 7640. Email: studio@whitewaterdesign.in

- NOTES :**
- THE COPYRIGHT OF THIS DRAWING REMAINS WITH WHITE WATER DESIGN STUDIO AND IT MAY NOT BE REPRODUCED IN ANY MANNER WITHOUT PRIOR WRITTEN CONSENT.
- FIGURED DIMENSIONS ARE TO BE USED IN PREFERENCE TO SCALED SIZES. ALL DIMENSIONS MUST BE CHECKED BEFORE COMMENCING WORK ON SITE.
 - THIS DRAWINGS TO BE READ IN CONJUNCTION WITH ALL OTHER RELEVANT DRAWINGS.
 - ALL PROPOSED WORKS TO BE CARRIED OUT IN ACCORDANCE WITH TECHNICAL SPECIFICATIONS AND SCHEDULES MENTIONED FOR INTERIOR WORKS.
 - READ THIS DRAWING IN CONJUNCTION WITH ALL CONSULTANTS STATED & SPECIALISTS' DRAWINGS, DETAILS, SCHEDULES & SPECIFICATIONS FOR :
 i. SPRINKLER INSTALLATION
 ii. AUTOMATIC FIRE DETECTION SYSTEMS
 iii. AIR CONDITIONING SYSTEM & DISTRIBUTION (HVAC)
 iv. EMERGENCY LIGHTING
 v. PRIMARY WIRING DESIGN & DISTRIBUTION
 - ALL WORK IS TO BE CARRIED OUT STRICTLY IN ACCORDANCE WITH IS STANDARDS (WHERE APPLICABLE) & BEST TRADE PRACTICES. ALL WORK MUST SATISFY THE REQUIREMENTS STATED OF THE LOCAL AUTHORITIES.
 - WHITE WATER DESIGN STUDIO TO APPROVE ALL CONTRACTORS' SETTINGS OUT & ALL CO-ORDINATION SHOP DRAWINGS PRIOR TO BE RESPONSIBLE FOR ENSURING THAT ALL OF THEIR COMMENCEMENT OF INSTALLATION.
 - WORKS FULLY COMPLY WITH THE REQUIREMENTS STATED OF THE LOCAL AUTHORITIES & FIRE DEPARTMENT & THAT ALL SAFETY STANDARDS ARE MET THROUGHOUT.
 - ALL FIT-OUT CONTRACTORS & SPECIALISTS TO PREPARE FULL SHOP DRAWINGS WITH SPECIFIC REFERENCE TO SITE CONDITIONS FOR WHITE WATER DESIGN STUDIO APPROVAL PRIOR TO MANUFACTURE & INSTALLATION AS APPROPRIATE TO THEIR TASK.

KEY PLAN :

AMMENDMEAS STATED :

S.NO.	REV. DATE	DESCRIPTION

DRAWING NO :

DRAWING TITLE :
MANAGER TABLE DETAIL

LOCATION :
 NOIDA INTERNATION AIRPORT

DATE : 05-11-2024
SCALE : AS STATED
DRN. BY : MUGDHA
CHKD. BY : SHILPA

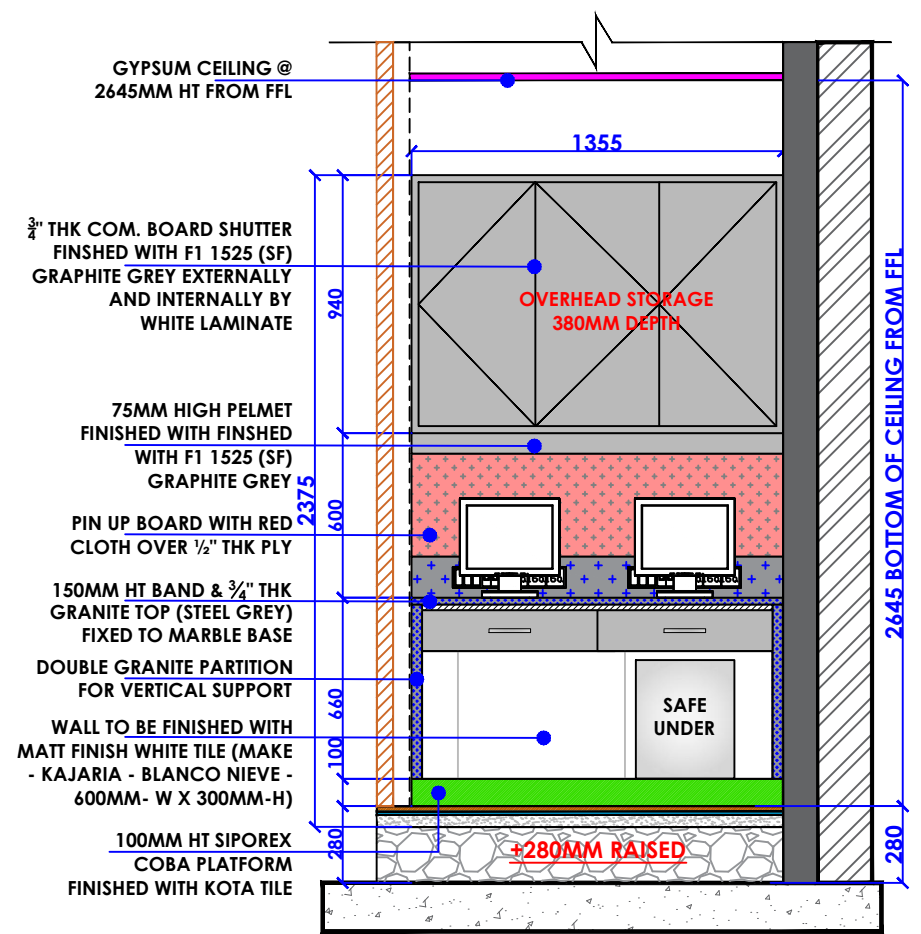
PROJECT :
 KFC- NIA

CLIENT :
 TRAVEL FOOD SERVICES

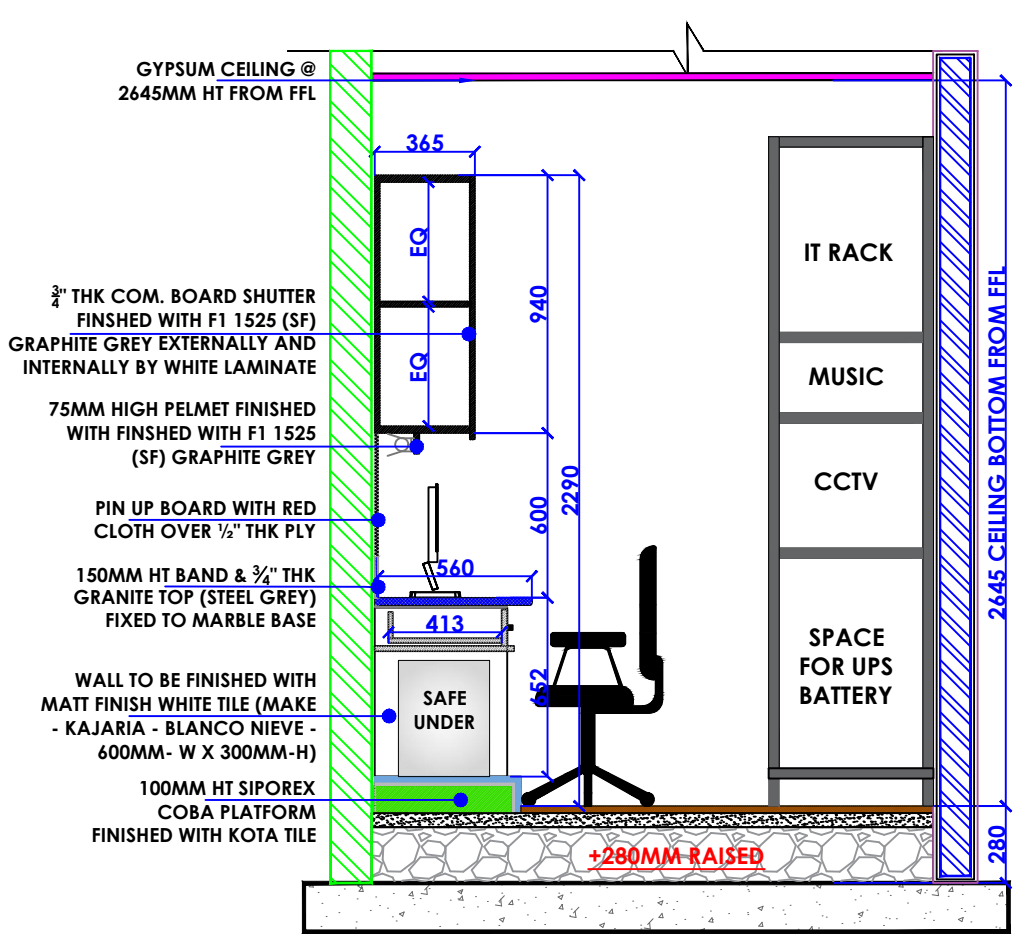
WHITE WATER DESIGN STUDIO

WW

HEAD OFFICE:-
 Anchorage, off Govandi Station Rd
 Near Amarnath Patil Ground, Govandi-(E)
 Mumbai 400 088
 TEL: +91 22 6740 7640.
 Email: studio@whitewaterdesign.in

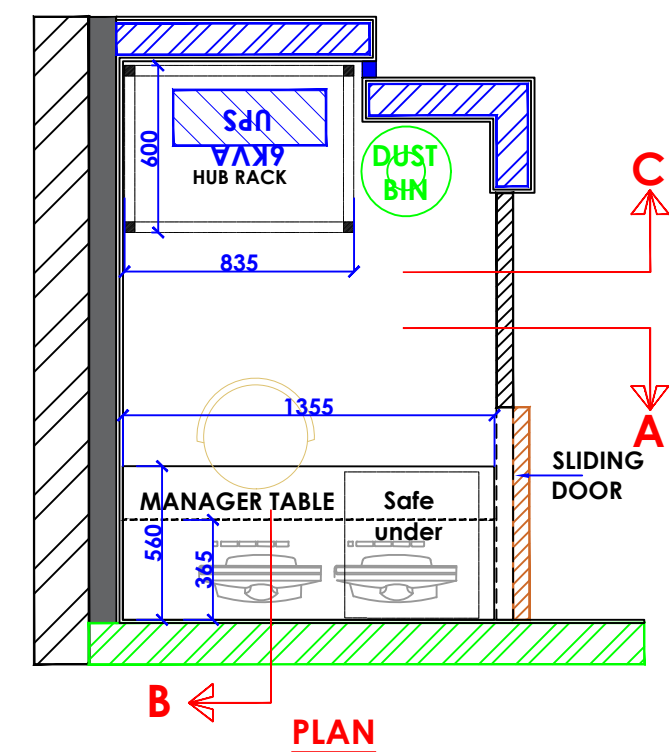


SECTION-A-A

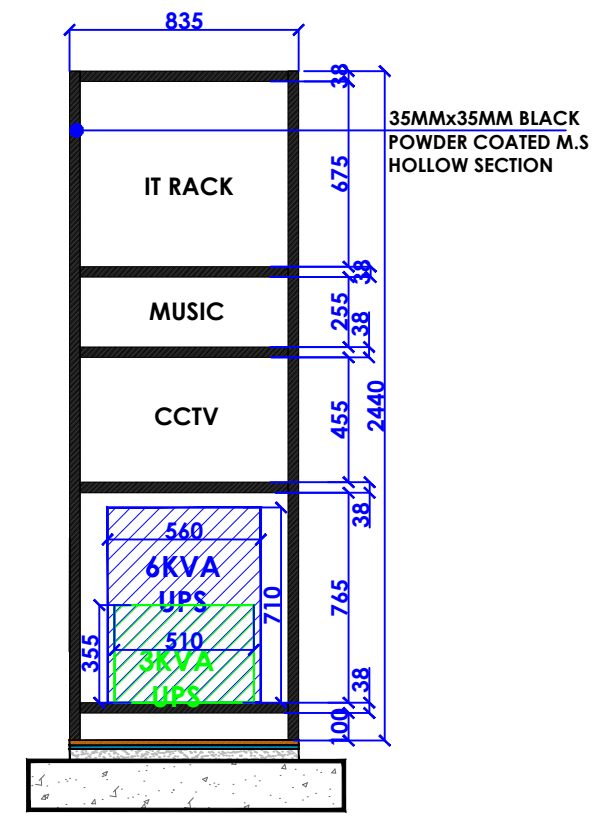


SECTION-B-B

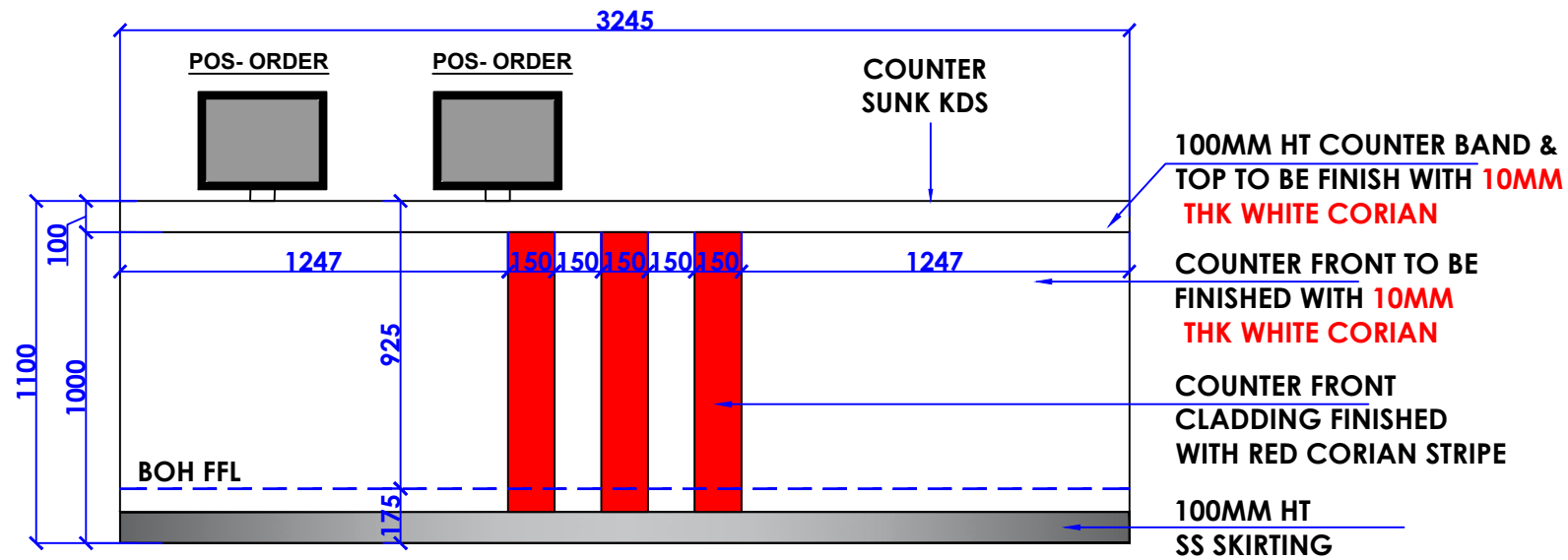
MANAGER TABLE & IT RACK



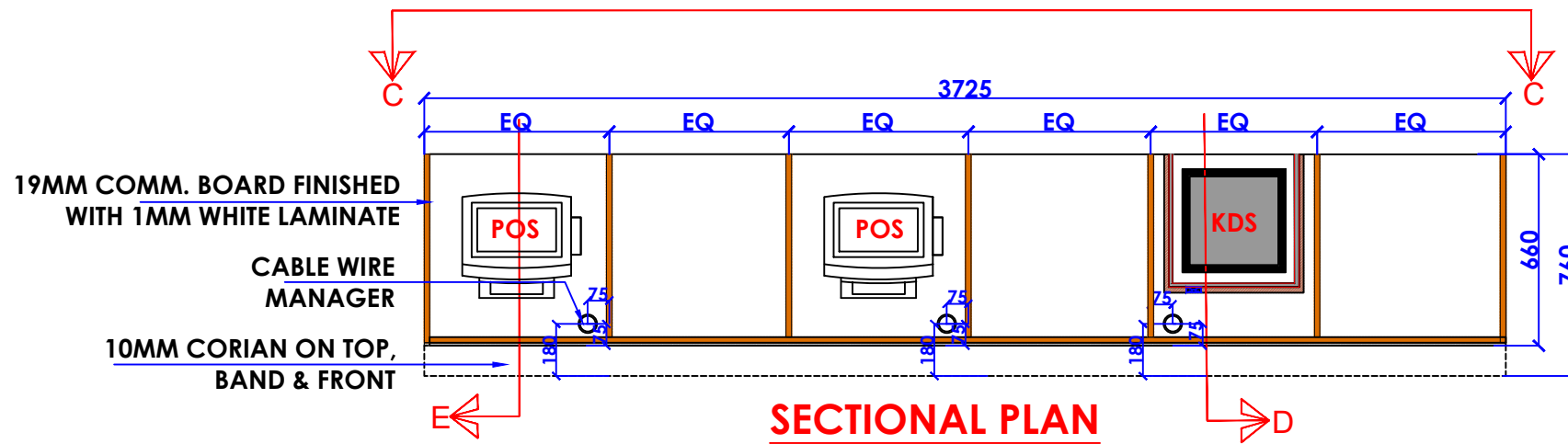
PLAN



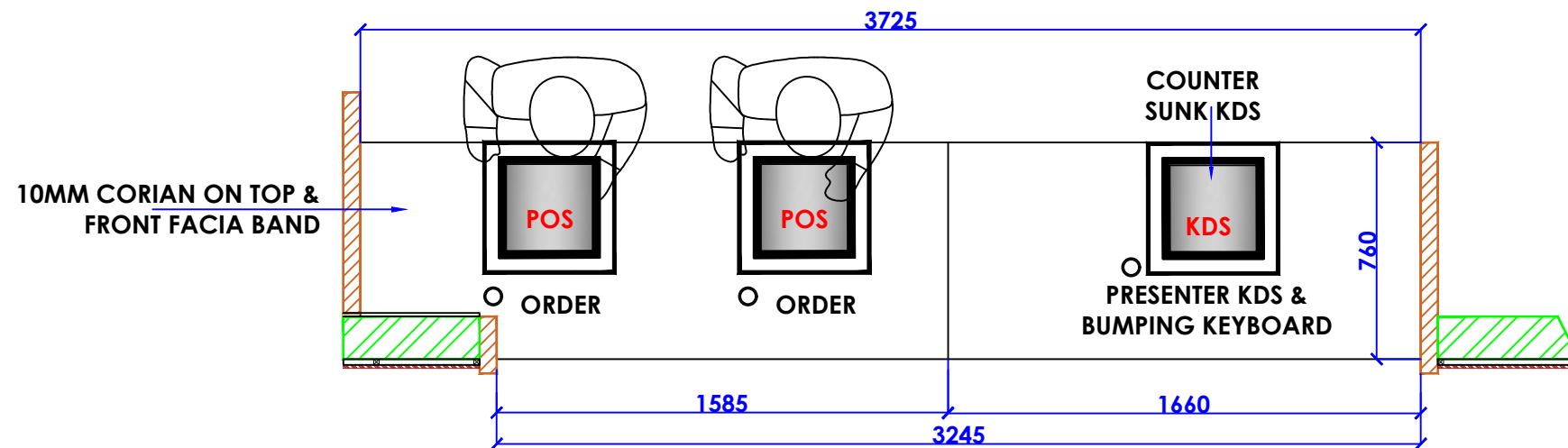
SECTION-CC



FRONT ELEVATION



SECTIONAL PLAN



**PLAN
COUNTER DETAIL**

NOTES :

- THE COPYRIGHT OF THIS DRAWING REMAINS WITH WHITE WATER DESIGN STUDIO AND IT MAY NOT BE REPRODUCED IN ANY MANNER WITHOUT PRIOR WRITTEN CONSENT.
- FIGURED DIMENSIONS ARE TO BE USED IN PREFERENCE TO SCALED SIZES. ALL DIMENSIONS MUST BE CHECKED BEFORE COMMENCING WORK ON SITE.
 - THIS DRAWINGS TO BE READ IN CONJUNCTION WITH ALL OTHER RELEVANT DRAWINGS.
 - ALL PROPOSED WORKS TO BE CARRIED OUT IN ACCORDANCE WITH TECHNICAL SPECIFICATIONS AND SCHEDULES MENTIONED FOR INTERIOR WORKS.
 - READ THIS DRAWING IN CONJUNCTION WITH ALL CONSULTAAS STATED & SPECIALISTS' DRAWINGS, DETAILS, SCHEDULES & SPECIFICATIONS FOR :
i. SPRINKLER INSTALLATION
ii. AUTOMATIC FIRE DETECTION SYSTEMS
iii. AIR CONDITIONING SYSTEM & DISTRIBUTION (HVAC)
iv. EMERGENCY LIGHTING
v. PRIMARY WIRING DESIGN & DISTRIBUTION
 - ALL WORK IS TO BE CARRIED OUT STRICTLY IN ACCORDANCE WITH IS STANDARDS (WHERE APPLICABLE) & BEST TRADE PRACTICES. ALL WORK MUST SATISFY THE REQUIREMEAS STATED OF THE LOCAL AUTHORITIES.
 - WHITE WATER DESIGN STUDIO TO APPROVE ALL CONTRACTORS' SETTINGS OUT & ALL CO-ORDINATION SHOP DRAWINGS PRIOR TO ALL MANUFACTURERS, CONTRACTORS, INSTALLERS & SPECIALISTS TO BE RESPONSIBLE FOR ENSURING THAT ALL OF THEIR COMMENCEMENT OF INSTALLATION
 - WORKS FULLY COMPLY WITH THE REQUIREMEAS STATED OF THE LOCAL AUTHORITIES & FIRE DEPARTMENT & THAT ALL SAFETY STANDARDS ARE MET THROUGHOUT.
 - ALL FIT-OUT CONTRACTORS & SPECIALISTS TO PREPARE FULL SHOP DRAWINGS WITH SPECIFIC REFERENCE TO SITE CONDITIONS FOR WHITE WATER DESIGN STUDIO APPROVAL PRIOR TO MANUFACTURE & INSTALLATION AS APPROPRIATE TO THEIR TASK.

KEY PLAN :

AMMENDMEAS STATED :

S.NO.	REV. DATE	DESCRIPTION

DRAWING NO :

DRAWING TITLE :

COUNTER DETAIL

LOCATION :

**NOIDA INTERNATION
AIRPORT**

DATE : 05-11-2024
SCALE : AS STATED
DRN. BY : MUGDHA
CHKD. BY : SHILPA

PROJECT :

KFC- NIA

CLIENT :

TRAVEL FOOD SERVICES

**WHITE WATER
DESIGN STUDIO**



HEAD OFFICE:-
Anchorage, off Govandi Station Rd
Near Amarnath Patil Ground, Govandi-(E)
Mumbai 400 088
TEL: +91 22 6740 7640.
Email: studio@whitewaterdesign.in

- NOTES :**
- THE COPYRIGHT OF THIS DRAWING REMAINS WITH WHITE WATER DESIGN STUDIO AND IT MAY NOT BE REPRODUCED IN ANY MANNER WITHOUT PRIOR WRITTEN CONSENT.
- FIGURED DIMENSIONS ARE TO BE USED IN PREFERENCE TO SCALED SIZES. ALL DIMENSIONS MUST BE CHECKED BEFORE COMMENCING WORK ON SITE.
 - THIS DRAWINGS TO BE READ IN CONJUNCTION WITH ALL OTHER RELEVANT DRAWINGS.
 - ALL PROPOSED WORKS TO BE CARRIED OUT IN ACCORDANCE WITH TECHNICAL SPECIFICATIONS AND SCHEDULES MENTIONED FOR INTERIOR WORKS.
 - READ THIS DRAWING IN CONJUNCTION WITH ALL CONSULTAAS STATED & SPECIALISTS' DRAWINGS, DETAILS, SCHEDULES & SPECIFICATIONS FOR :
 i. SPRINKLER INSTALLATION
 ii. AUTOMATIC FIRE DETECTION SYSTEMS
 iii. AIR CONDITIONING SYSTEM & DISTRIBUTION (HVAC)
 iv. EMERGENCY LIGHTING
 v. PRIMARY WIRING DESIGN & DISTRIBUTION
 - ALL WORK IS TO BE CARRIED OUT STRICTLY IN ACCORDANCE WITH IS STANDARDS (WHERE APPLICABLE) & BEST TRADE PRACTICES. ALL WORK MUST SATISFY THE REQUIREMENTS STATED OF THE LOCAL AUTHORITIES.
 - WHITE WATER DESIGN STUDIO TO APPROVE ALL CONTRACTORS' SETTINGS OUT & ALL CO-ORDINATION SHOP DRAWINGS PRIOR TO ALL MANUFACTURERS, CONTRACTORS, INSTALLERS & SPECIALISTS TO BE RESPONSIBLE FOR ENSURING THAT ALL OF THEIR COMMENCEMENT OF INSTALLATION
 - WORKS FULLY COMPLY WITH THE REQUIREMENTS STATED OF THE LOCAL AUTHORITIES & FIRE DEPARTMENT & THAT ALL SAFETY STANDARDS ARE MET THROUGHOUT.
 - ALL FIT-OUT CONTRACTORS & SPECIALISTS TO PREPARE FULL SHOP DRAWINGS WITH SPECIFIC REFERENCE TO SITE CONDITIONS FOR WHITE WATER DESIGN STUDIO APPROVAL PRIOR TO MANUFACTURE & INSTALLATION AS APPROPRIATE TO THEIR TASK.

KEY PLAN :

AMMENDMEAS STATED :

S.NO.	REV. DATE	DESCRIPTION

DRAWING NO :

DRAWING TITLE :
COUNTER DETAIL

LOCATION :
 NOIDA INTERNATION AIRPORT

DATE : 05-11-2024
SCALE : AS STATED
DRN. BY : MUGDHA
CHKD. BY : SHILPA

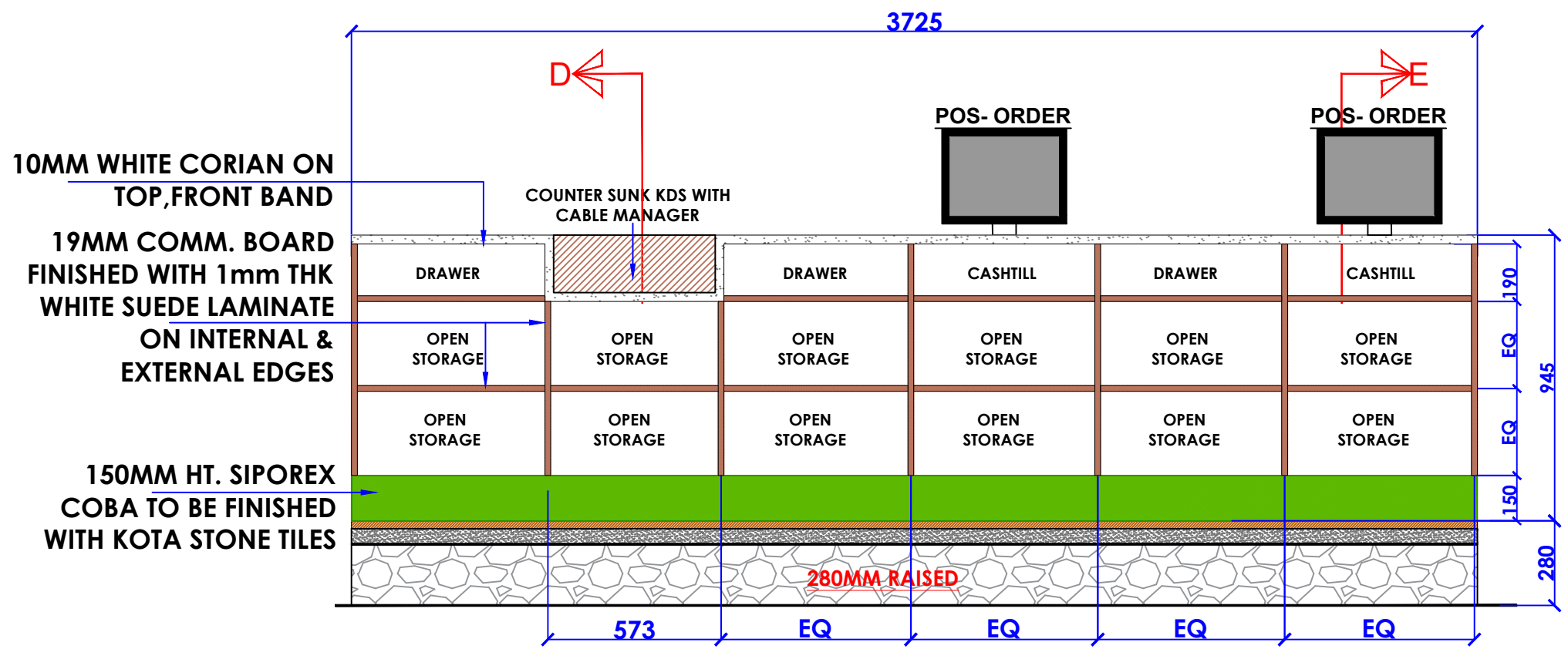
PROJECT :
 KFC- NIA

CLIENT :
 TRAVEL FOOD SERVICES

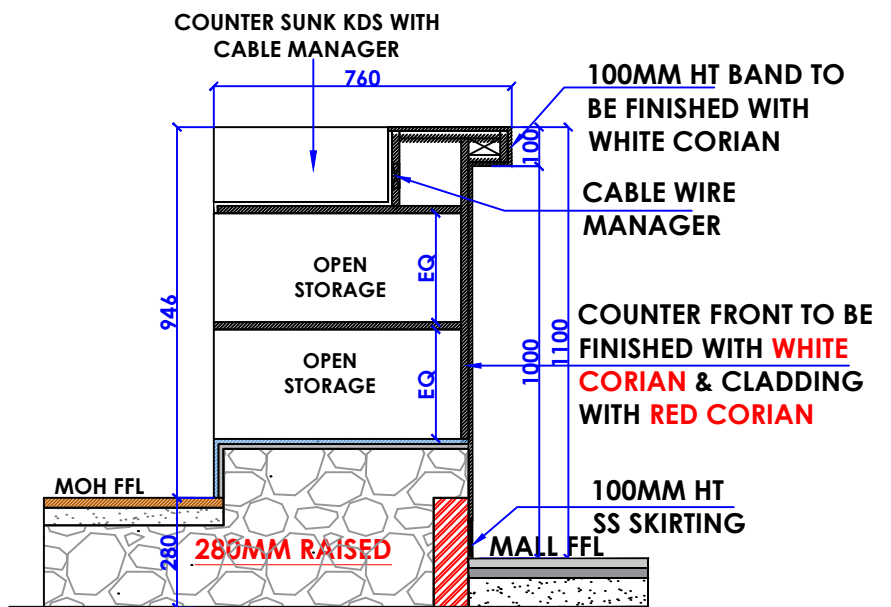
WHITE WATER DESIGN STUDIO

WW

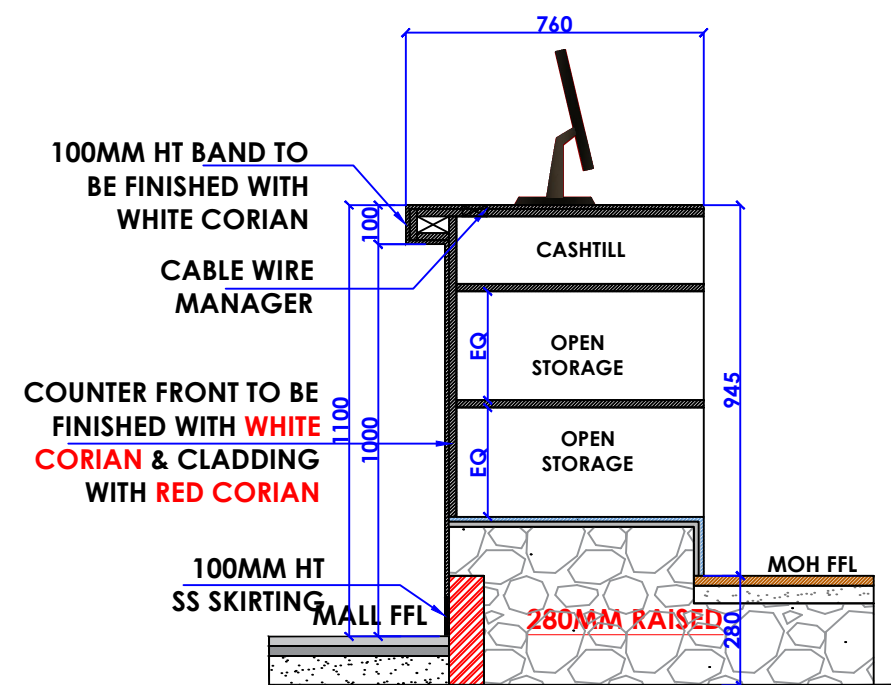
HEAD OFFICE:-
 Anchorage, off Govandi Station Rd
 Near Amarnath Patil Ground, Govandi-(E)
 Mumbai 400 088
 TEL: +91 22 6740 7640.
 Email: studio@whitewaterdesign.in



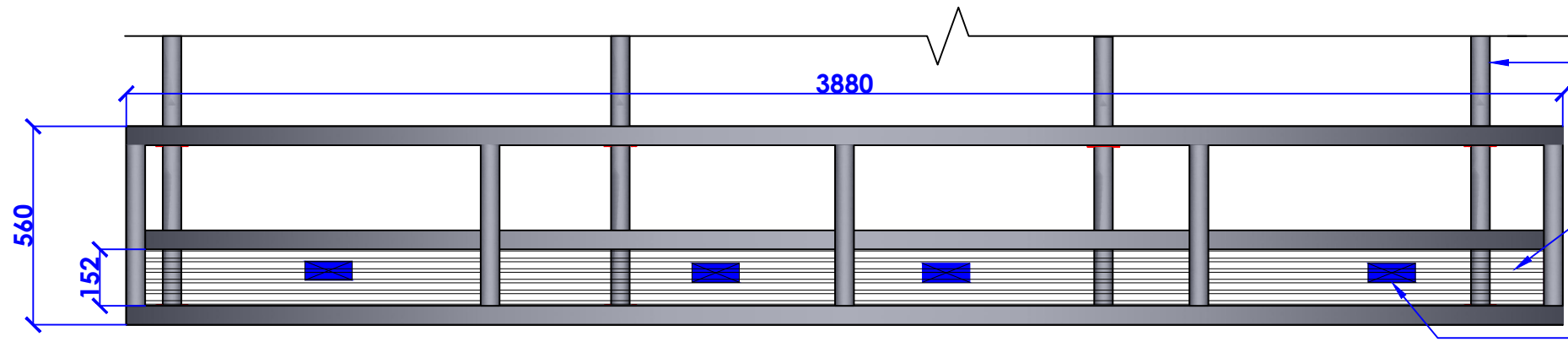
ELEVATION - C



COUNTER SECTION - D



COUNTER SECTION - E

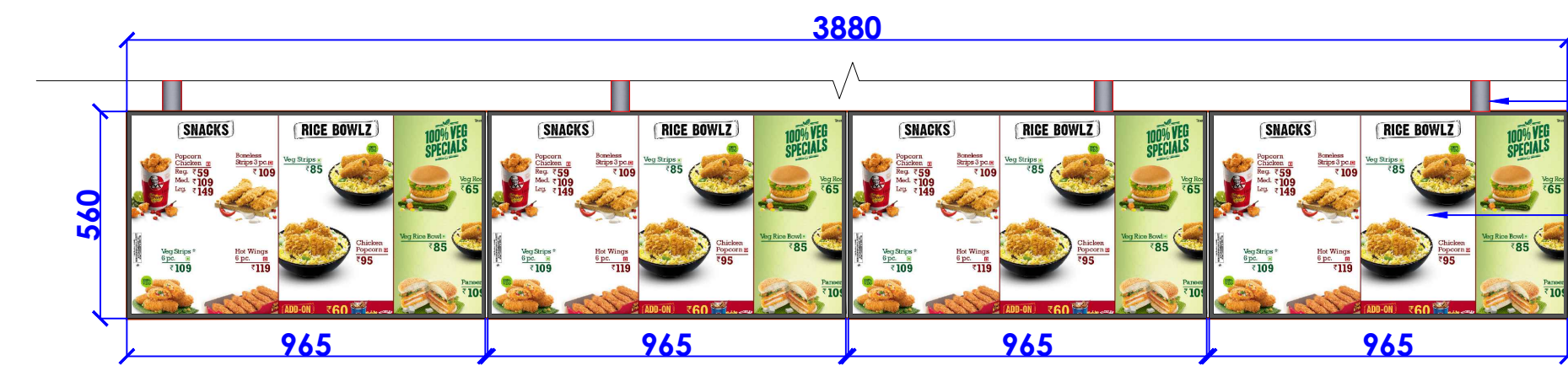


SECTIONAL ELEVATION - A

50X50mm thk. M.S. SECTION
FIXED ON M.S. BASE PLATE
OF SIZE 50MMX75MM
SUPPORTED FROM SLAB

150MM HT TRUNK FOR
ELECTRICAL SOCKET

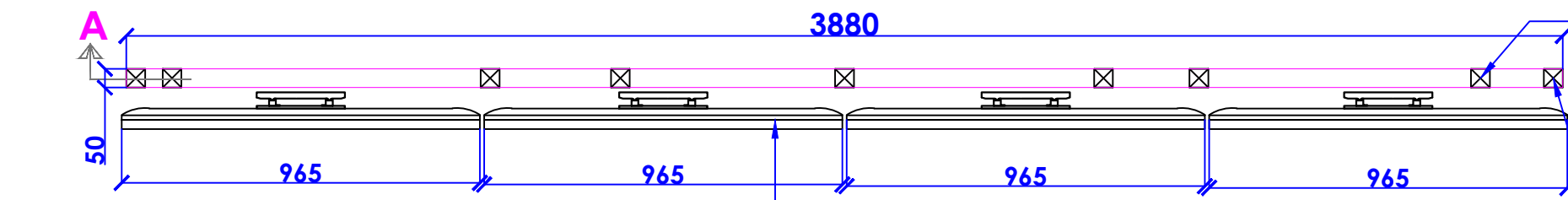
SWITCH SOCKET AS PER
ELE. DWG



FRONT ELEVATION

50X50mm thk. M.S. SECTION FIXED
ON M.S. BASE PLATE OF SIZE 50MM
X75MM SUPPORTED FROM SLAB

4 Nos. 43" LED SCREEN FIXED
OVER M.S. SECTION SUPPORT

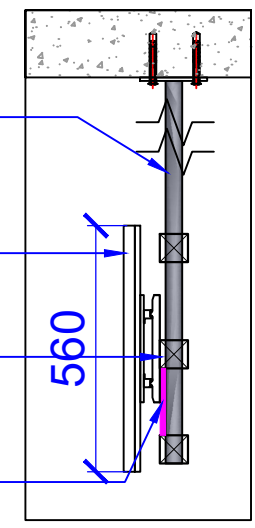


43" DMB 4 NOS SECTION PLAN

50X50mm thk. M.S. SECTION
FIXED ON M.S. BASE PLATE OF
SIZE 50MM X75MM SUPPORTED
FROM SLAB

50X50mm thk. M.S. SECTION
FIXED ON M.S. HORIZONTAL
SUPPORT

50X50mm thk. M.S.
SECTION FIXED ON M.S.
BASE PLATE OF SIZE
25MM X75MM
SUPPORTED FROM SLAB
43" LED
50X50mm thk. M.S. SECTION
FIXED ON M.S. HORIZONTAL
SUPPORT
150MM HT TRUNK FOR
ELECTRICAL SOCKET



- NOTES :**
- THE COPYRIGHT OF THIS DRAWING REMAINS WITH WHITE WATER DESIGN STUDIO AND IT MAY NOT BE REPRODUCED IN ANY WHICH MANNER WITHOUT PRIOR WRITTEN CONSENT.
 - FIGURED DIMENSIONS ARE TO BE USED IN PREFERENCE TO SCALED SIZES. ALL DIMENSIONS MUST BE CHECKED BEFORE COMMENCING WORK ON SITE.
 - THIS DRAWINGS TO BE READ IN CONJUNCTION WITH ALL OTHER RELEVANT DRAWINGS.
 - ALL PROPOSED WORKS TO BE CARRIED OUT IN ACCORDANCE WITH TECHNICAL SPECIFICATIONS AND SCHEDULES MENTIONED FOR INTERIOR WORKS.
 - READ THIS DRAWING IN CONJUNCTION WITH ALL CONSULTAAS STATED & SPECIALISTS' DRAWINGS, DETAILS, SCHEDULES & SPECIFICATIONS FOR :
i. SPRINKLER INSTALLATION
ii. AUTOMATIC FIRE DETECTION SYSTEMS
iii. AIR CONDITIONING SYSTEM & DISTRIBUTION (HVAC)
iv. EMERGENCY LIGHTING
v. PRIMARY WIRING DESIGN & DISTRIBUTION
 - ALL WORK IS TO BE CARRIED OUT STRICTLY IN ACCORDANCE WITH IS STANDARDS (WHERE APPLICABLE) & BEST TRADE PRACTICES. ALL WORK MUST SATISFY THE REQUIREMEAS STATED OF THE LOCAL AUTHORITIES.
 - WHITE WATER DESIGN STUDIO TO APPROVE ALL CONTRACTORS' SETTINGS OUT & ALL CO-ORDINATION SHOP DRAWINGS PRIOR TO ALL MANUFACTURERS, CONTRACTORS, INSTALLERS & SPECIALISTS TO BE RESPONSIBLE FOR ENSURING THAT ALL OF THEIR COMMENCEMENT OF INSTALLATION
 - WORKS FULLY COMPLY WITH THE REQUIREMEAS STATED OF THE LOCAL AUTHORITIES & FIRE DEPARTMENT & THAT ALL SAFETY STANDARDS ARE MET THROUGHOUT.
 - ALL FIT-OUT CONTRACTORS & SPECIALISTS TO PREPARE FULL SHOP DRAWINGS WITH SPECIFIC REFERENCE TO SITE CONDITIONS FOR WHITE WATER DESIGN STUDIO APPROVAL PRIOR TO MANUFACTURE & INSTALLATION AS APPROPRIATE TO THEIR TASK.

KEY PLAN :

AMMENDMEAS STATED :

S.NO.	REV. DATE	DESCRIPTION

DRAWING NO :

DRAWING TITLE :
DMB DETAIL

LOCATION :
NOIDA INTERNATION
AIRPORT

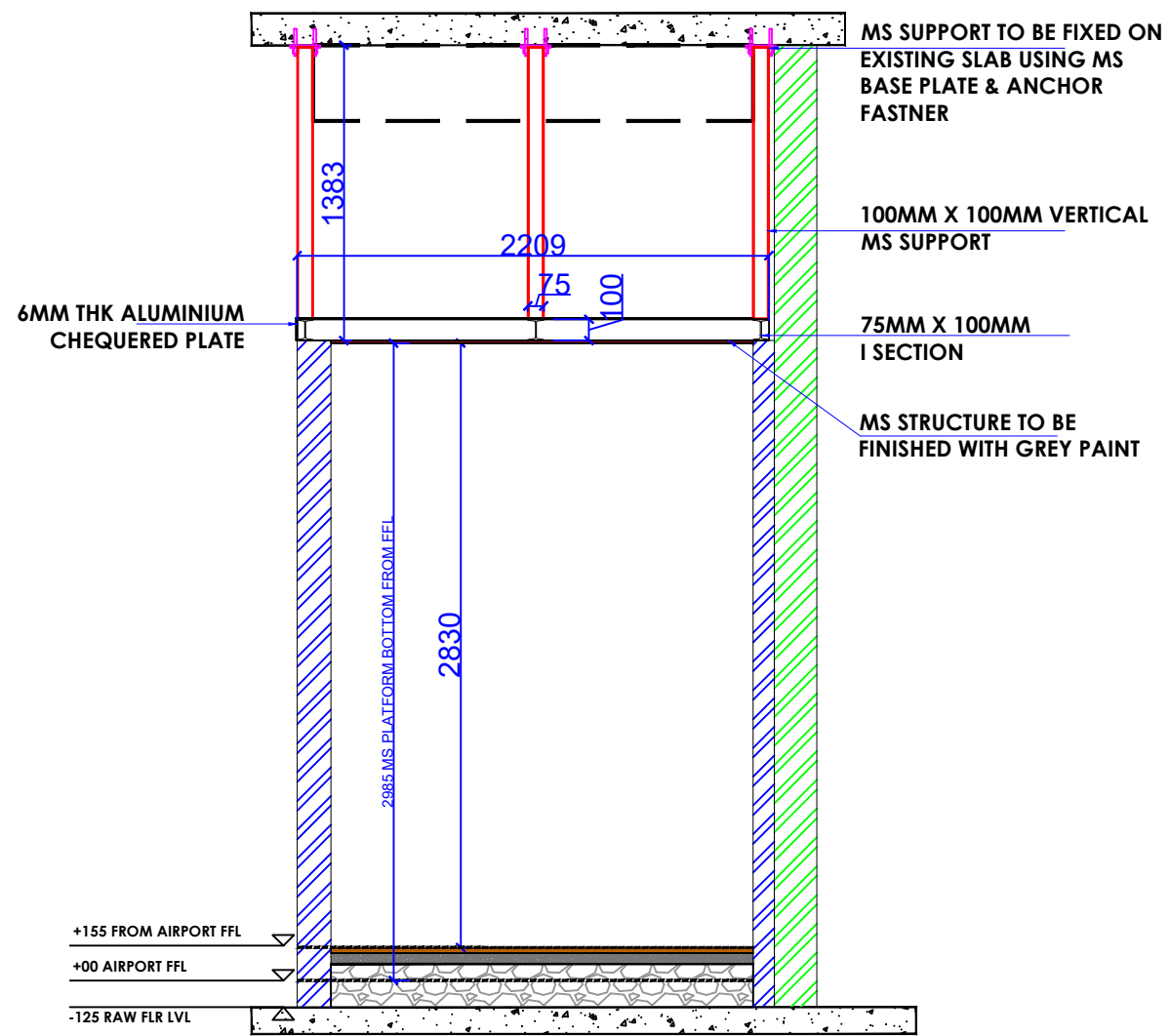
DATE : 05-11-2024
SCALE : AS STATED
DRN. BY : MUGDHA
CHKD. BY : SHILPA

PROJECT :
KFC- NIA

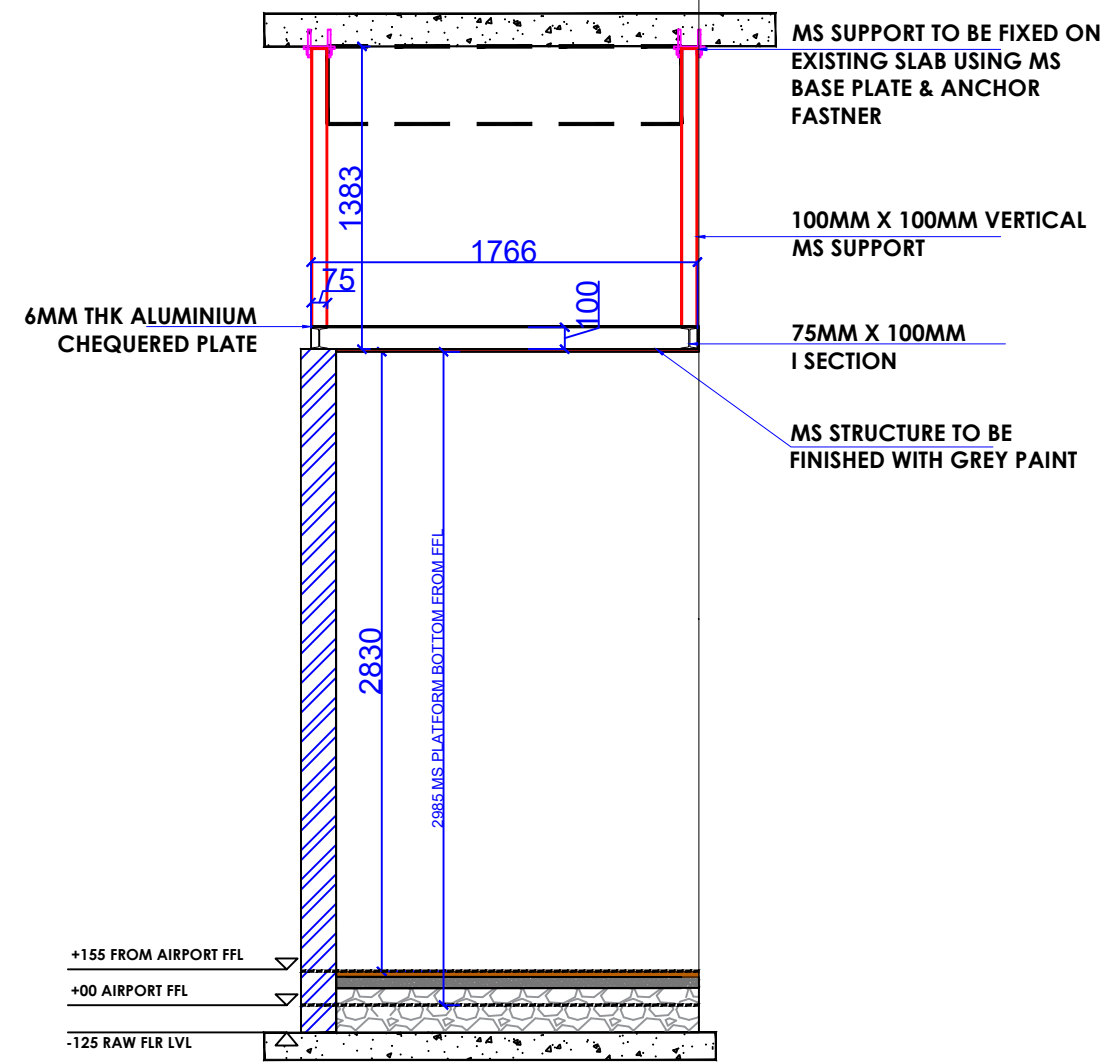
CLIENT :
TRAVEL FOOD SERVICES

WHITE WATER DESIGN STUDIO

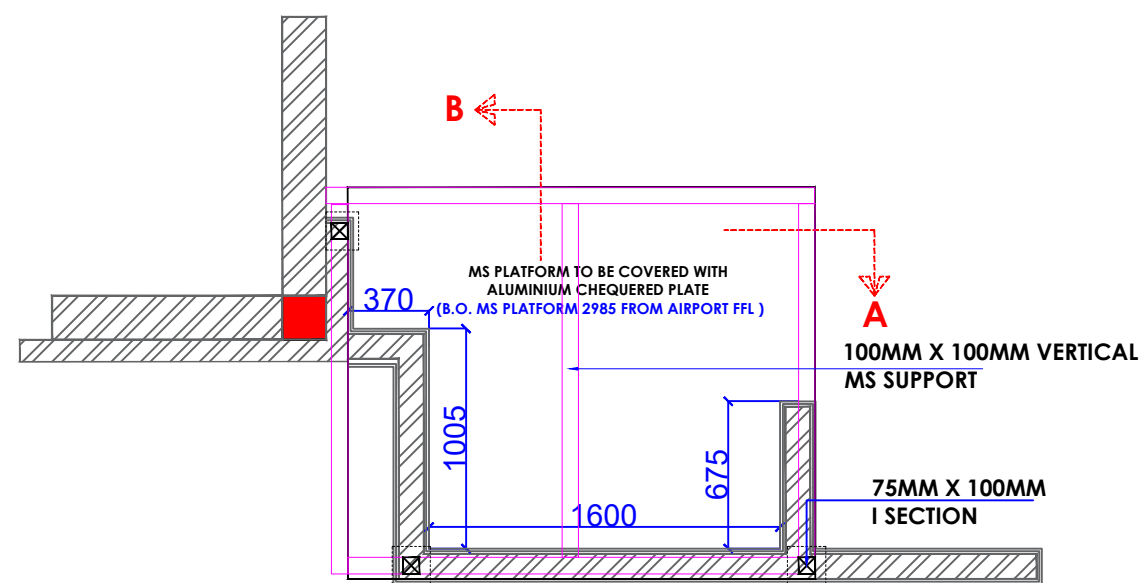
WW
HEAD OFFICE:-
Anchorage, off Govandi Station Rd
Near Amarnath Patil Ground, Govandi-(E)
Mumbai 400 088
TEL: +91 22 6740 7640.
Email: studio@whitewaterdesign.in



SECTION -AA



SECTION -BB



MS PLATFORM PLAN

NOTES :

- THE COPYRIGHT OF THIS DRAWING REMAINS WITH WHITE WATER DESIGN STUDIO AND IT MAY NOT BE REPRODUCED IN ANY MANNER WITHOUT PRIOR WRITTEN CONSENT.
- FIGURED DIMENSIONS ARE TO BE USED IN PREFERENCE TO SCALED SIZES. ALL DIMENSIONS MUST BE CHECKED BEFORE COMMENCING WORK ON SITE.
 - THIS DRAWINGS TO BE READ IN CONJUNCTION WITH ALL OTHER RELEVANT DRAWINGS.
 - ALL PROPOSED WORKS TO BE CARRIED OUT IN ACCORDANCE WITH TECHNICAL SPECIFICATIONS AND SCHEDULES MENTIONED FOR INTERIOR WORKS.
 - READ THIS DRAWING IN CONJUNCTION WITH ALL CONSULTANTS STATED & SPECIALISTS' DRAWINGS, DETAILS, SCHEDULES & SPECIFICATIONS FOR :
 I. SPRINKLER INSTALLATION
 II. AUTOMATIC FIRE DETECTION SYSTEMS
 III. AIR CONDITIONING SYSTEM & DISTRIBUTION (HVAC)
 IV. EMERGENCY LIGHTING
 V. PRIMARY WIRING DESIGN & DISTRIBUTION
 - ALL WORK IS TO BE CARRIED OUT STRICTLY IN ACCORDANCE WITH IS STANDARDS (WHERE APPLICABLE) & BEST TRADE PRACTICES. ALL WORK MUST SATISFY THE REQUIREMENTS STATED OF THE LOCAL AUTHORITIES.
 - WHITE WATER DESIGN STUDIO TO APPROVE ALL CONTRACTORS' SETTINGS OUT & ALL CO-ORDINATION SHOP DRAWINGS PRIOR TO ALL MANUFACTURERS, CONTRACTORS, INSTALLERS & SPECIALISTS TO BE RESPONSIBLE FOR ENSURING THAT ALL OF THEIR COMMENCEMENT OF INSTALLATION
 - WORKS FULLY COMPLY WITH THE REQUIREMENTS STATED OF THE LOCAL AUTHORITIES & FIRE DEPARTMENT & THAT ALL SAFETY STANDARDS ARE MET THROUGHOUT.
 - ALL FIT-OUT CONTRACTORS & SPECIALISTS TO PREPARE FULL SHOP DRAWINGS WITH SPECIFIC REFERENCE TO SITE CONDITIONS FOR WHITE WATER DESIGN STUDIO APPROVAL PRIOR TO MANUFACTURE & INSTALLATION AS APPROPRIATE TO THEIR TASK.

KEY PLAN :

AMMENDMEAS STATED :

S.NO.	REV. DATE	DESCRIPTION

DRAWING NO :

DRAWING TITLE :

M.S PLATFORM DETAIL

LOCATION :

NOIDA INTERNATION AIRPORT

DATE : 05-11-2024
 SCALE : AS STATED
 DRN. BY : MUGDHA
 CHKD. BY : SHILPA

PROJECT :

KFC- NIA

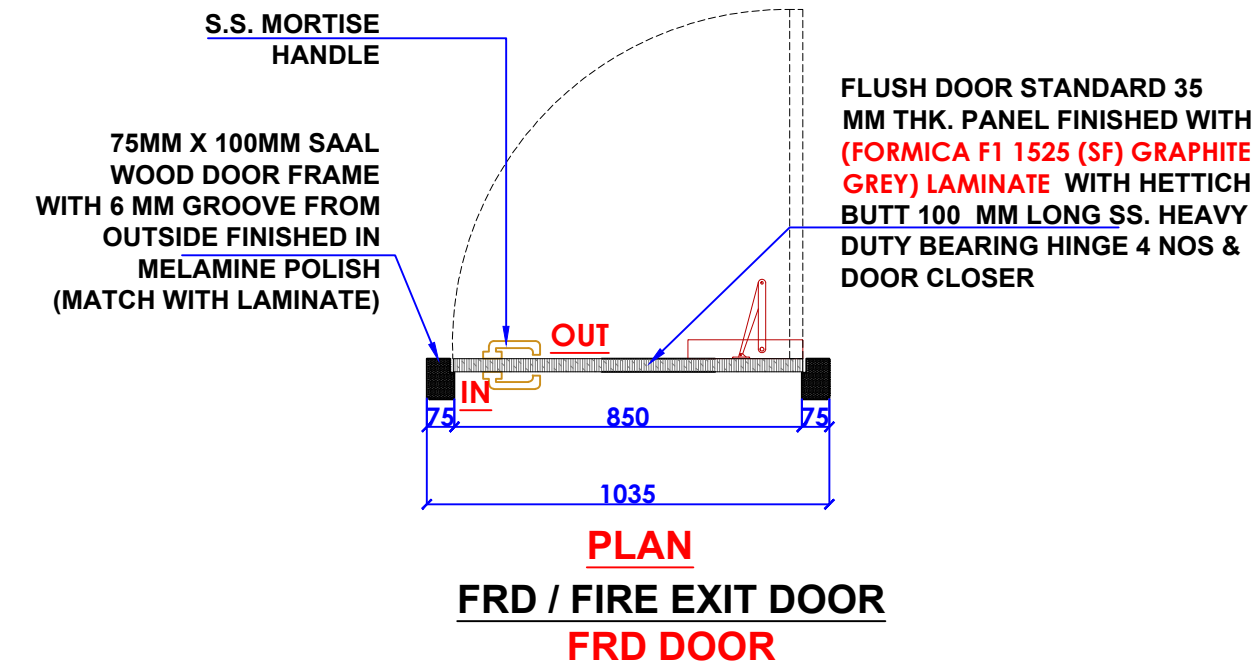
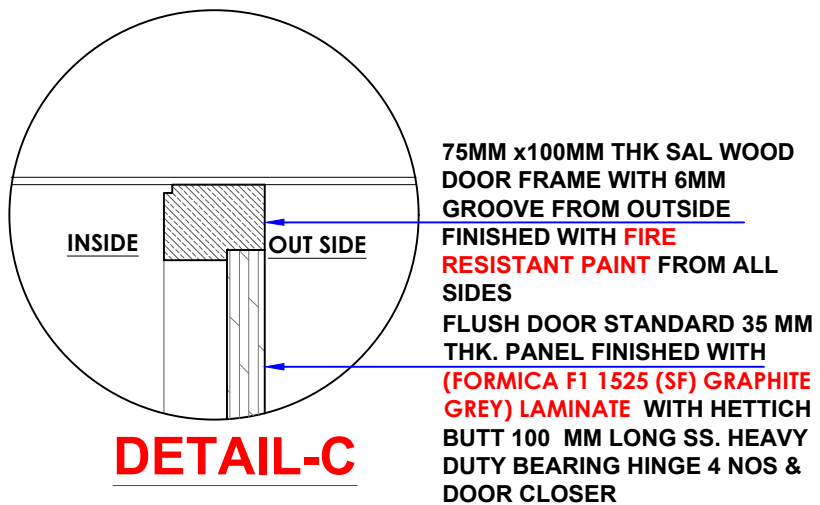
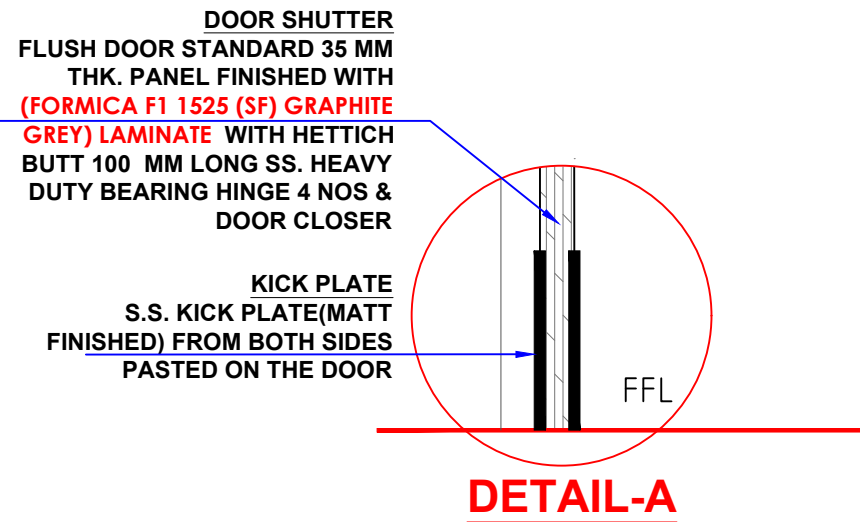
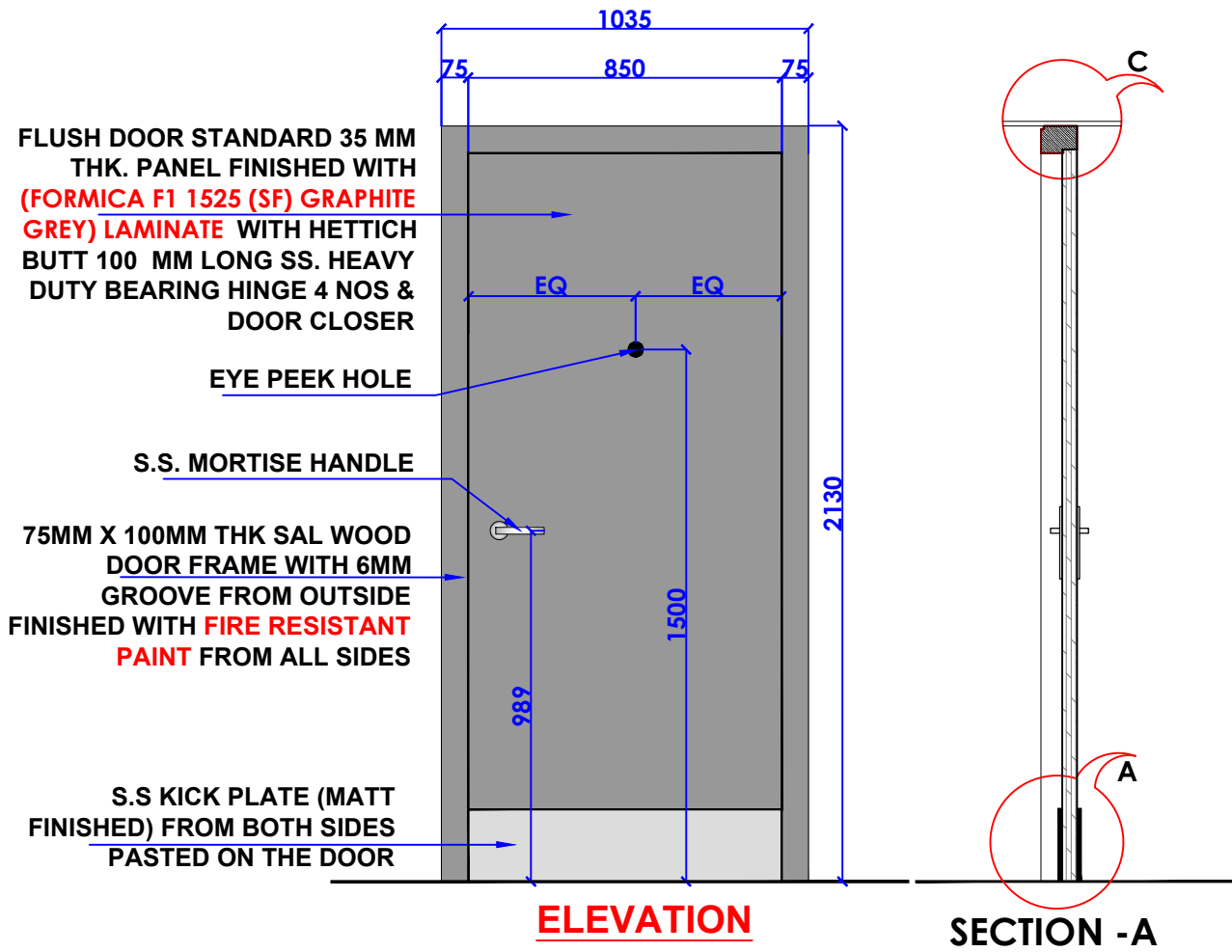
CLIENT :

TRAVEL FOOD SERVICES

WHITE WATER DESIGN STUDIO



HEAD OFFICE:-
 Anchorage, off Govandi Station Rd
 Near Amarnath Patil Ground, Govandi-(E)
 Mumbai 400 088
 TEL: +91 22 6740 7640.
 Email: studio@whitewaterdesign.in



NOTE :
(1) FIRE RESISTANT HARDWARES TO BE USED
(2) FIRE RESISTANT PAINT TO BE MATCHED WITH 132 - CYCLONE (GREENLAM) LAMINATE

- NOTES :**
- THE COPYRIGHT OF THIS DRAWING REMAINS WITH WHITE WATER DESIGN STUDIO AND IT MAY NOT BE REPRODUCED IN ANY MANNER WITHOUT PRIOR WRITTEN CONSENT.
- FIGURED DIMENSIONS ARE TO BE USED IN PREFERENCE TO SCALED SIZES. ALL DIMENSIONS MUST BE CHECKED BEFORE COMMENCING WORK ON SITE.
 - THIS DRAWINGS TO BE READ IN CONJUNCTION WITH ALL OTHER RELEVANT DRAWINGS.
 - ALL PROPOSED WORKS TO BE CARRIED OUT IN ACCORDANCE WITH TECHNICAL SPECIFICATIONS AND SCHEDULES MENTIONED FOR INTERIOR WORKS.
 - READ THIS DRAWING IN CONJUNCTION WITH ALL CONSULTAAS STATED & SPECIALISTS' DRAWINGS, DETAILS, SCHEDULES & SPECIFICATIONS FOR :
 I. SPRINKLER INSTALLATION
 II. AUTOMATIC FIRE DETECTION SYSTEMS
 III. AIR CONDITIONING SYSTEM & DISTRIBUTION(HVAC)
 IV. EMERGENCY LIGHTING
 V. PRIMARY WIRING DESIGN & DISTRIBUTION
 - ALL WORK IS TO BE CARRIED OUT STRICTLY IN ACCORDANCE WITH IS STANDARDS (WHERE APPLICABLE) & BEST TRADE PRACTICES. ALL WORK MUST SATISFY THE REQUIREMEAS STATED OF THE LOCAL AUTHORITIES.
 - WHITE WATER DESIGN STUDIO TO APPROVE ALL CONTRACTORS' SETTINGS OUT & ALL CO-ORDINATION SHOP DRAWINGS PRIOR TO ALL MANUFACTURERS, CONTRACTORS, INSTALLERS & SPECIALISTS TO BE RESPONSIBLE FOR ENSURING THAT ALL OF THEIR COMMENCEMENT OF INSTALLATION
 - WORKS FULLY COMPLY WITH THE REQUIREMEAS STATED OF THE LOCAL AUTHORITIES & FIRE DEPARTMENT & THAT ALL SAFETY STANDARDS ARE MET THROUGHOUT.
 - ALL FIT-OUT CONTRACTORS & SPECIALISTS TO PREPARE FULL SHOP DRAWINGS WITH SPECIFIC REFERENCE TO SITE CONDITIONS FOR WHITE WATER DESIGN STUDIO APPROVAL PRIOR TO MANUFACTURE & INSTALLATION AS APPROPRIATE TO THEIR TASK.

KEY PLAN :

AMMENDMEAS STATED :

S.NO.	REV. DATE	DESCRIPTION

DRAWING NO :

DRAWING TITLE :
FIRE EXIT DOOR DETAIL

LOCATION :
NOIDA INTERNATION AIRPORT

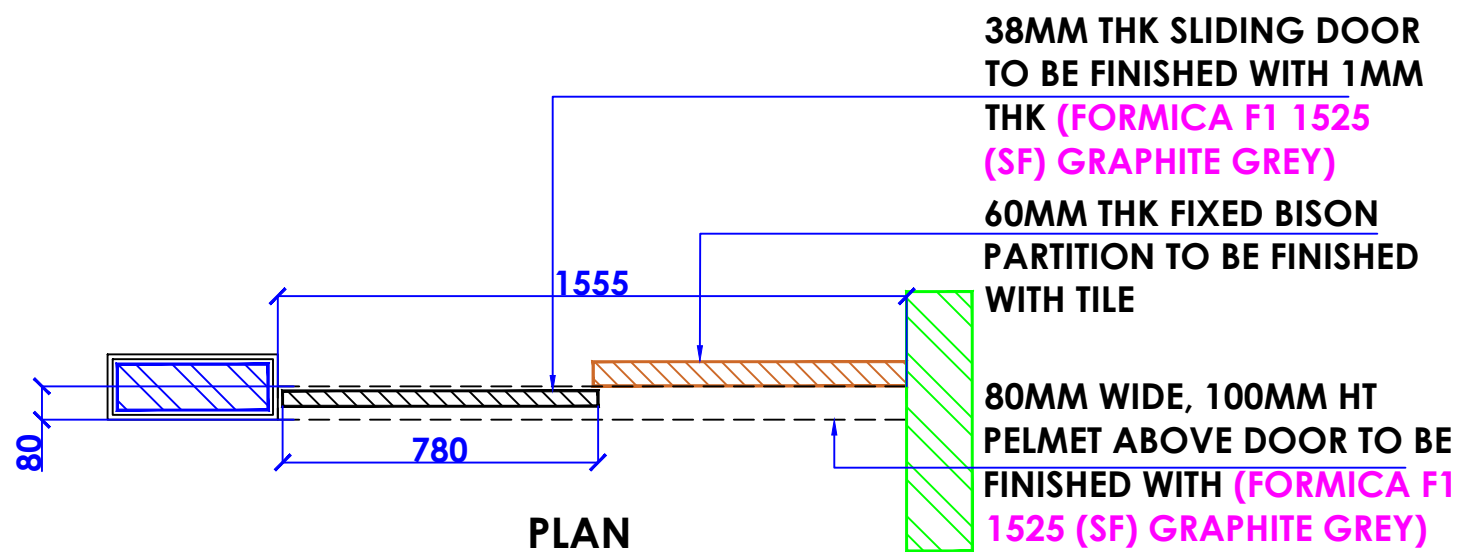
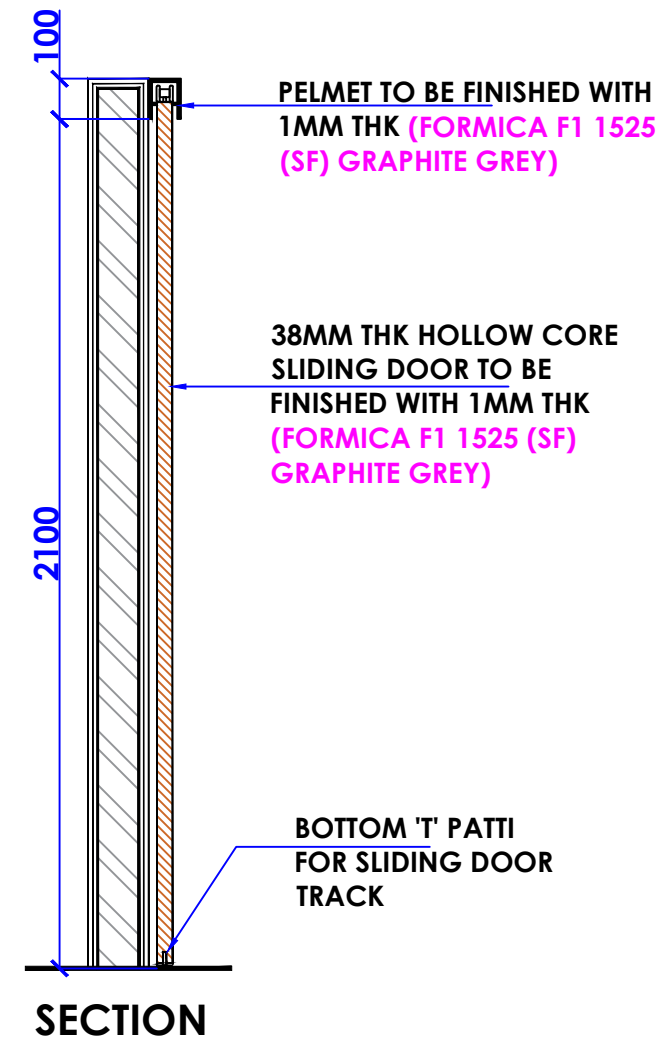
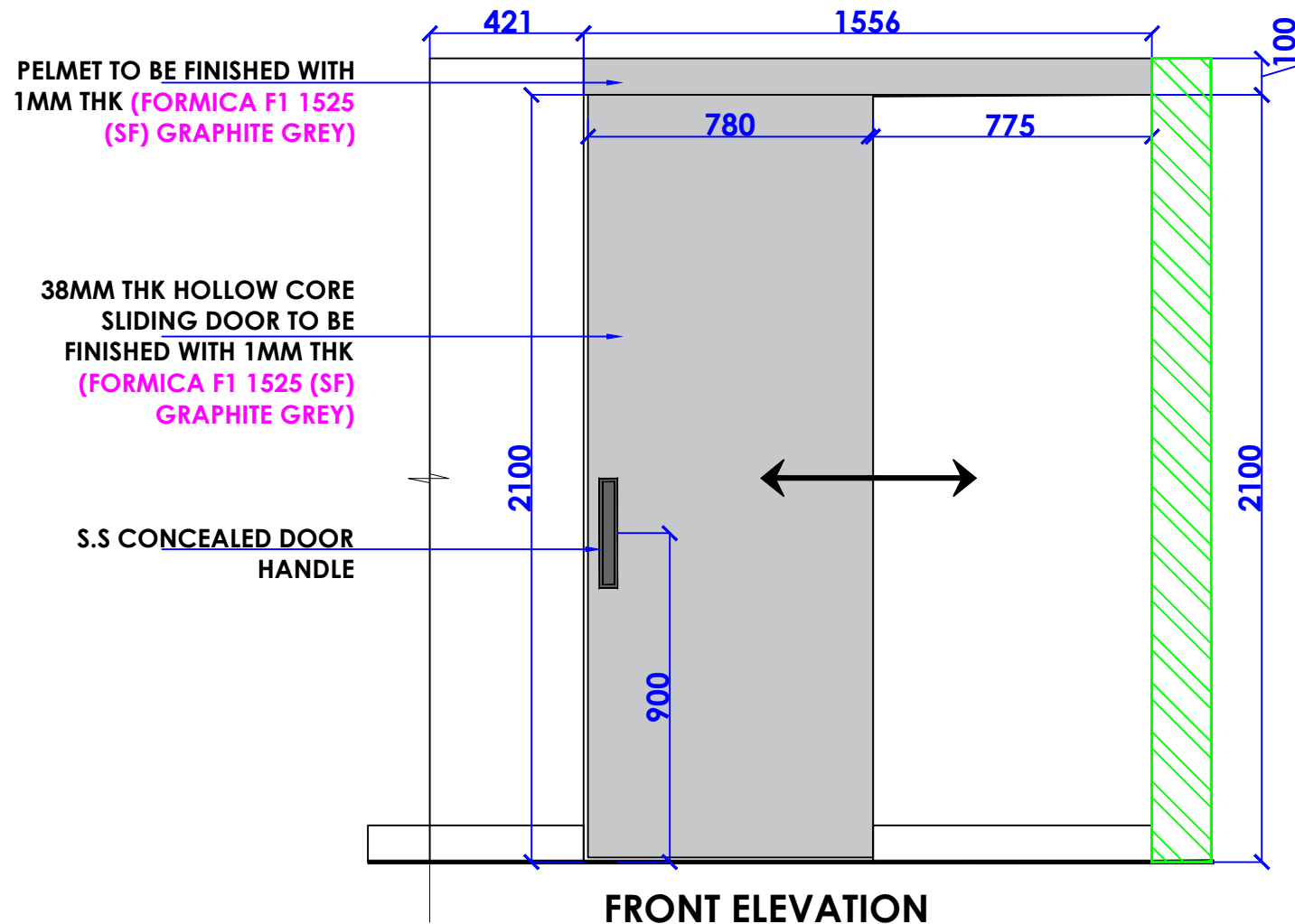
DATE : 05-11-2024
SCALE : AS STATED
DRN. BY : MUGDHA
CHKD. BY : SHILPA

PROJECT :
KFC- NIA

CLIENT :
TRAVEL FOOD SERVICES



HEAD OFFICE:-
 Anchorage, off Govandi Station Rd
 Near Amarnath Patil Ground, Govandi-(E)
 Mumbai 400 088
 TEL: +91 22 6740 7640.
 Email: studio@whitewaterdesign.in



NOTES :

THE COPYRIGHT OF THIS DRAWING REMAINS WITH WHITE WATER DESIGN STUDIO AND IT MAY NOT BE REPRODUCED IN ANY MANNER WITHOUT PRIOR WRITTEN CONSENT.

- FIGURED DIMENSIONS ARE TO BE USED IN PREFERENCE TO SCALED SIZES. ALL DIMENSIONS MUST BE CHECKED BEFORE COMMENCING WORK ON SITE.
- THIS DRAWINGS TO BE READ IN CONJUNCTION WITH ALL OTHER RELEVANT DRAWINGS.
- ALL PROPOSED WORKS TO BE CARRIED OUT IN ACCORDANCE WITH TECHNICAL SPECIFICATIONS AND SCHEDULES MENTIONED FOR INTERIOR WORKS.
- READ THIS DRAWING IN CONJUNCTION WITH ALL CONSULTAAS STATED & SPECIALISTS' DRAWINGS, DETAILS, SCHEDULES & SPECIFICATIONS FOR :
i. SPRINKLER INSTALLATION
ii. AUTOMATIC FIRE DETECTION SYSTEMS
iii. AIR CONDITIONING SYSTEM & DISTRIBUTION (HVAC)
iv. EMERGENCY LIGHTING
v. PRIMARY WIRING DESIGN & DISTRIBUTION
- ALL WORK IS TO BE CARRIED OUT STRICTLY IN ACCORDANCE WITH IS STANDARDS (WHERE APPLICABLE) & BEST TRADE PRACTICES. ALL WORK MUST SATISFY THE REQUIREMEAS STATED OF THE LOCAL AUTHORITIES.
- WHITE WATER DESIGN STUDIO TO APPROVE ALL CONTRACTORS' SETTINGS OUT & ALL CO-ORDINATION SHOP DRAWINGS PRIOR TO ALL MANUFACTURERS, CONTRACTORS, INSTALLERS & SPECIALISTS TO BE RESPONSIBLE FOR ENSURING THAT ALL OF THEIR COMMENCEMENT OF INSTALLATION
- WORKS FULLY COMPLY WITH THE REQUIREMEAS STATED OF THE LOCAL AUTHORITIES & FIRE DEPARTMENT & THAT ALL SAFETY STANDARDS ARE MET THROUGHOUT.
- ALL FIT-OUT CONTRACTORS & SPECIALISTS TO PREPARE FULL SHOP DRAWINGS WITH SPECIFIC REFERENCE TO SITE CONDITIONS FOR WHITE WATER DESIGN STUDIO APPROVAL PRIOR TO MANUFACTURE & INSTALLATION AS APPROPRIATE TO THEIR TASK.

KEY PLAN :

AMMENDMEAS STATED :

S.NO.	REV. DATE	DESCRIPTION

DRAWING NO :

DRAWING TITLE :

MANGER SLIDING FOLDING DOOR DETAIL

LOCATION :

NOIDA INTERNATION AIRPORT

DATE : 05-11-2024
SCALE : AS STATED
DRN. BY : MUGDHA
CHKD. BY : SHILPA

PROJECT :

KFC- NIA

CLIENT :

TRAVEL FOOD SERVICES

WHITE WATER DESIGN STUDIO



HEAD OFFICE:-
Anchorage, off Govandi Station Rd
Near Amarnath Patil Ground, Govandi-(E)
Mumbai 400 088
TEL: +91 22 6740 7640.
Email: studio@whitewaterdesign.in