

PROJECT

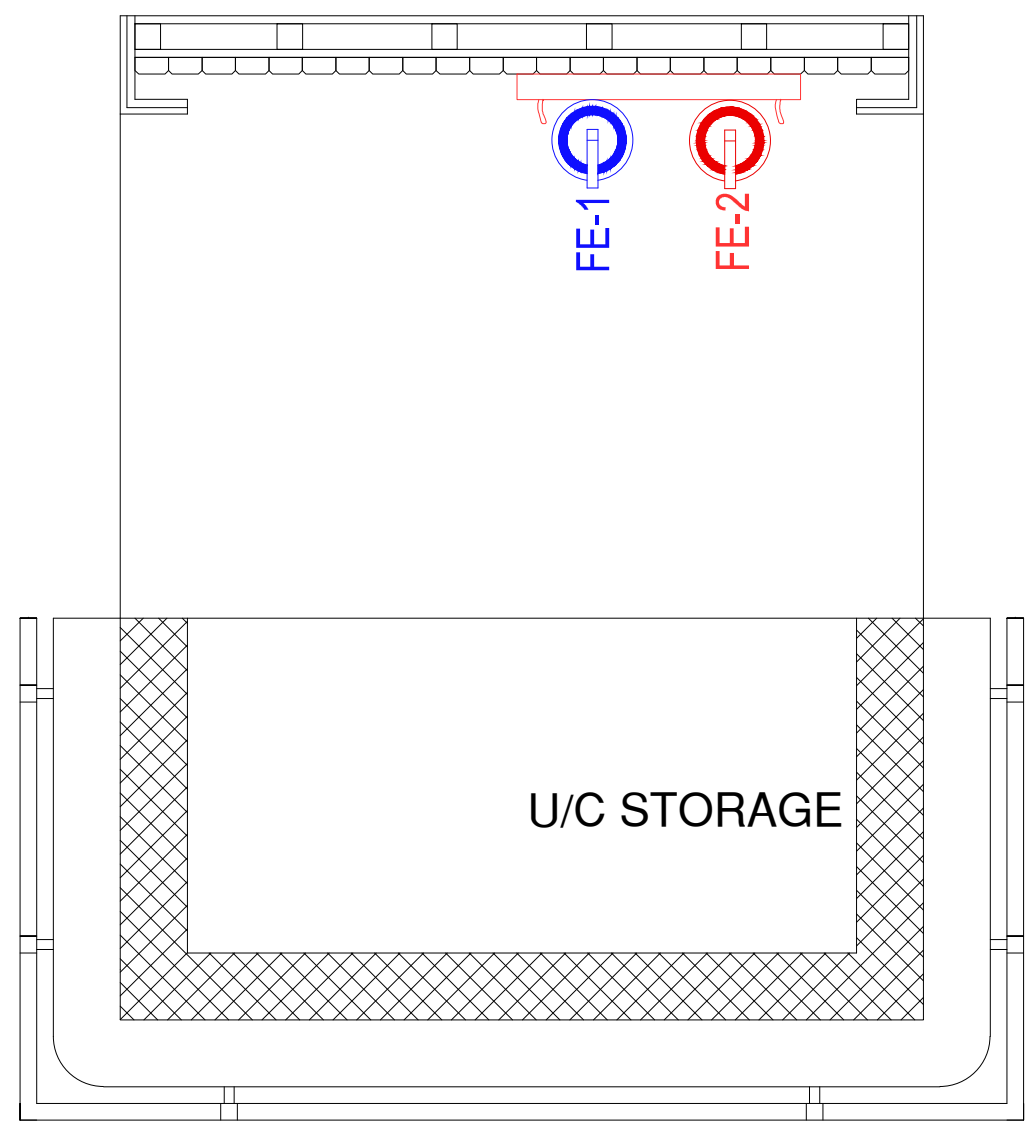
MEET AND GREET

BLOCK



CITY SIDE CANOPY

General Notes :

- 1. All dimensions are in millimeters.
- 2. Dimensions are to be read and not to be scaled.
- 3. The contractors must verify all dimensions on site and refer the relevant STRUCTURAL and other MEP drawings before commencing any work or preparing shop drawings, and in case any discrepancy is noticed the same shall be brought to the notice of the architect and shall be clarified before execution of work.
- 4. Refer this drawing along with the other relevant architectural, structural and MEP services drawings.
- 5. All Sill & Lintel levels to be considered from FFL.




LEGEND:-

SR.	SYMBOL	DESCRIPTION
1.	 FE-1	FIRE EXTINGUISHER ABC-4KG
2.	 FE-2	FIRE EXTINGUISHER CO2-4KG

FIRE EXT. LAYOUT

Rev.	Date	Description	Approved
Revision Index			

CLIENT
TFS GOA



DRAWING TITLE
FIRE EXT. LAYOUT

<input type="checkbox"/> FOR TENDER	DATE	PROJ ARCHITECT
<input checked="" type="checkbox"/> FOR INFORMATION	01-01-2025	DRAWN
<input checked="" type="checkbox"/> FOR EXECUTION	SCALE	2ND CHECKED
<input type="checkbox"/> FOR APPROVAL	NTS	CHECKED

DRAWING NO
PL/CSCA/WD/LA-04

REVISION
R0

PLUGD
C-78, Sector 88, Noida-201305
The contents of this drawing constitute the original and unpublished work of PLUGD and no part of the drawing shall be disclosed / modified / used in any manner without their prior consent.