

General Notes :-
 1. All dimensions are in millimeters.
 2. Dimensions are to be read and not to be scaled.
 3. The contractors must verify all dimensions on site and refer the relevant STRUCTURAL and other MEP drawings before commencing any work or preparing shop drawings, and in case any discrepancy is noticed the same shall be brought to the notice of the architect and shall be clarified before execution of work.
 4. Refer this drawing along with the other relevant architectural, structural and MEP services drawings.
 5. All Sill & Lintel levels to be considered from FFL

LEGEND:-

	600X600mm S.S. GRATING
	350X350mm S.S. GRATING
	GRATING
	FLOOR TRAP
	FLOW DIRECTION
	W.P. WASTE PIPE
	FT FLOOR TRAP
	WASTE WATER PIPE

MEP CONSULTANTS:
PILLARPLUS PVT LTD-The New Age MEP Consultancy Firm
 Plot No. 45, 46 guru lambdeshwar Nagar A,
 Vijay Dwar, Gandhipath, Jaipur-302021
 PillarPlus JALPURI GURGAON | BANGLORE
 Email: contact@pillarplus.com | Contact No: +91-9799858301 | Website: www.pillarplus.com

Rev.	Date	Description	Approved

CLIENT
TFS (R&R) PVT. LTD.

ARCHITECTS

PLUGD
 Ar. Ritika Malik & Ar. Sourabh Khurana
 1st Floor, C-78, Sector-88, Noida - 201305

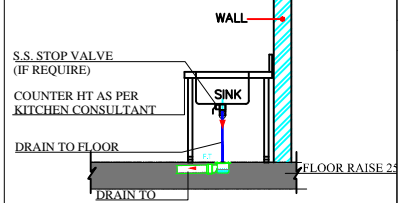
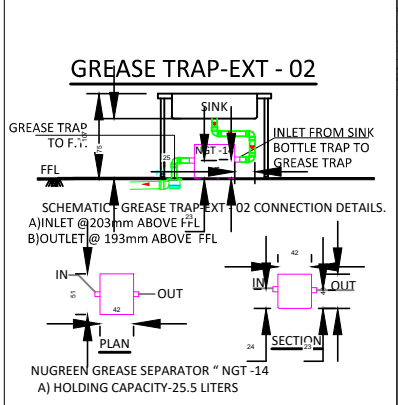
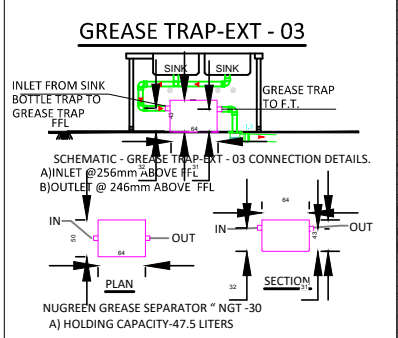
DRAWING TITLE
KARIM'S PLUMBING PLANS

<input checked="" type="checkbox"/> FOR TENDER	DATE	PROJ ARCHITECT
<input type="checkbox"/> FOR INFORMATION	17-01-2024	DRAWN
<input type="checkbox"/> FOR EXECUTION	SCALE	KARTIK
<input type="checkbox"/> FOR APPROVAL	NTS	CHECKED WASEEM NOOR

DRAWING NO
PL/UNA/WD/FF/FT-07

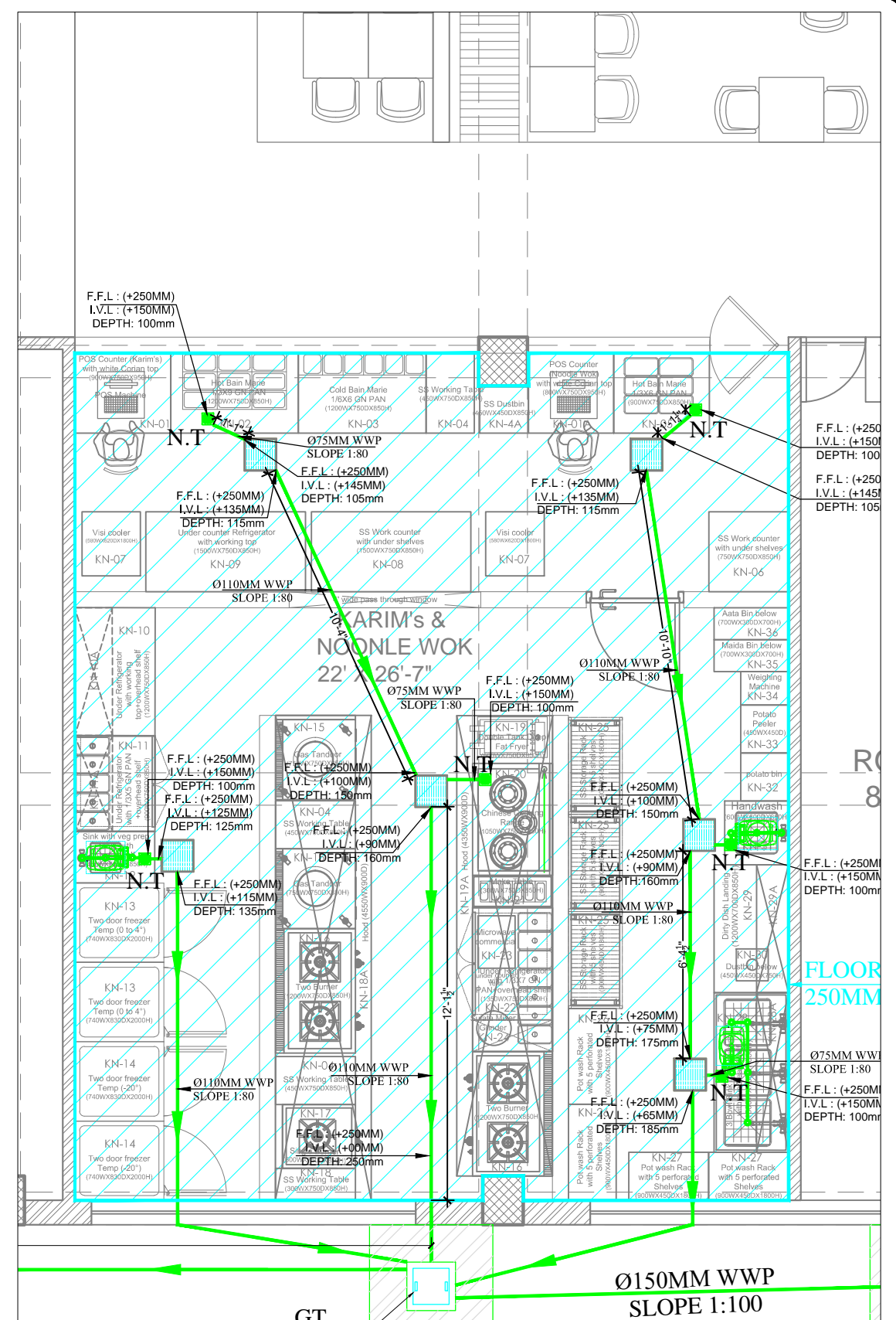
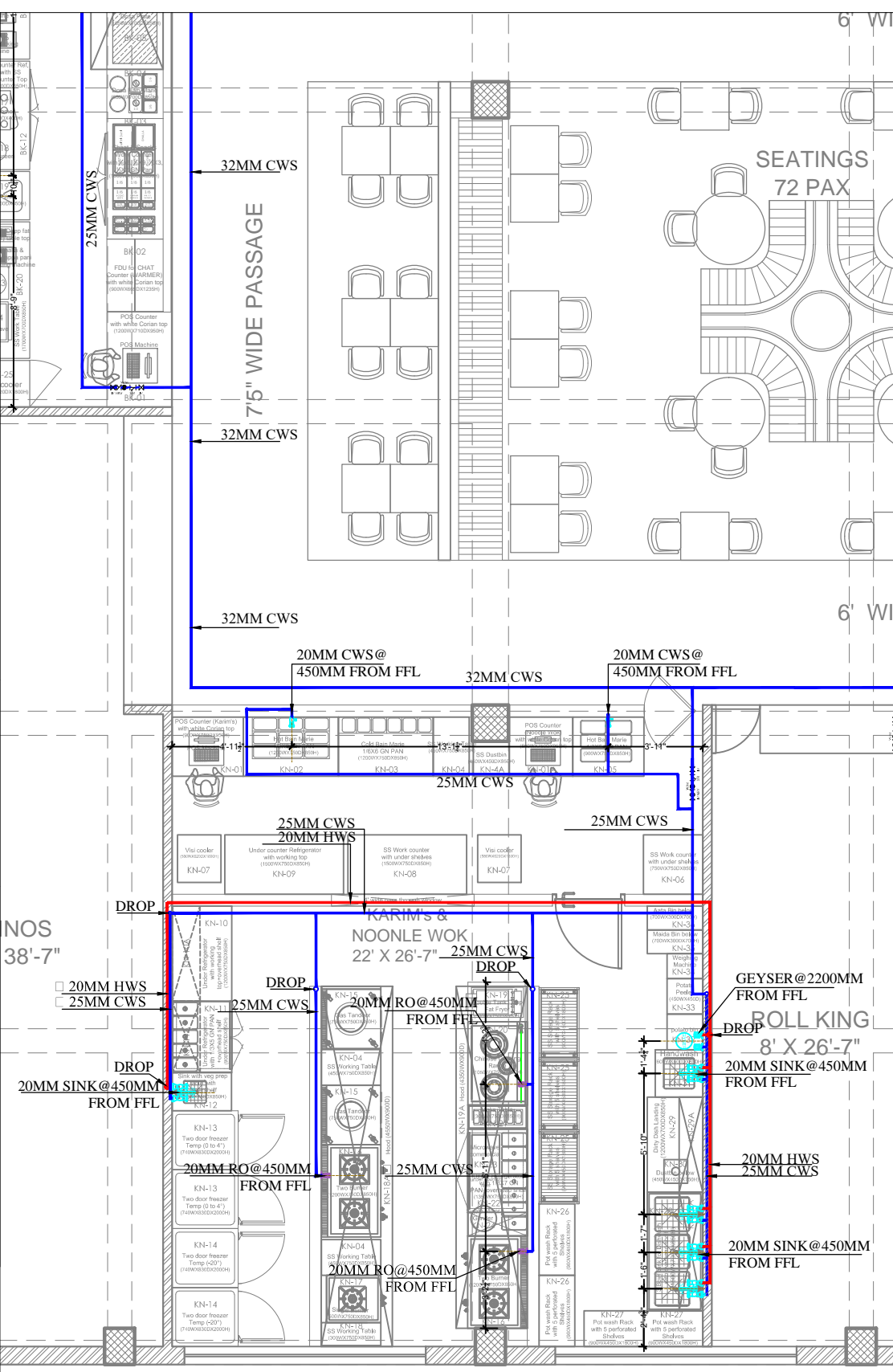
REVISION
R0

PLUGD
 C-78, Sector 88, Noida-201305
 The contents of this drawing constitute the original and unpublished work of PLUGD and no part of the drawing shall be disclosed / modified / used in any manner without their prior consent.



SINK-TYPICAL DRAIN CONNECTION WITH GREASE TRAP

- INSTRUCTIONS TO CONTRACTOR - DRAINAGE SYSTEM :-
- 1) WATER PRESSURE/LEAKAGE TESTING SHALL BE CARRIED OUT BY CONTRACTOR IN PRESENCE OF PROJECT MANAGEMENT TEAM.
 - 2) CONTRACTOR SHALL ENSURE THE LEAK PROOF PIPE JOINTS. FOR UPVC PIPES, SOLVENT CEMENT SHALL BE USED AS PER STANDARD OF ASTM D-2854. FOR CPVC PIPES, ONLY CPVC SOLVENT CEMENT CONFIRMING TO ASTM F-493 SHALL BE USED.
 - 3) FUTURE PROVISION PIPING WORK IF ANY SHALL BE CARRIED OUT BY CONTRACTOR ONLY AFTER RECEIPT OF APPROVAL FROM PROJECT MANAGEMENT TEAM
 - 4) CONTRACTOR SHALL ENSURE THE MAIN CHAMBER OUTLET FIXED WITH MESH. THIS IS SUBJECT APPLICABLE.
 - 5) CONTRACTOR SHALL FOLLOW THE PIPES SUPPORT DETAILS AS PER THE SPECIFICATIONS. ANY IMPROPER SUPPORT WILL BE REJECTED.
 - 6) WATER PROOFING SHALL BE CARRIED OUT IN THE ENTIRE AREA AS REQUIRED. CONTRACTOR SHALL ENSURE THE WATER PROOFING DETAILS SPECIFIED BY SPECIALIZED CONSULTANT. THE SAME SHALL BE CARRIED OUT IN CO-ORDINATION WITH PROJECT MANAGEMENT TEAM.
 - 7) PIPING WORK SHOULD BE STARTED AFTER THE COMPLETION OF FLOOR WATER PROOFING WORK AFTER GETTING IT VERIFIED WITH PROJECT MANAGEMENT TEAM.
 - 8) READ THIS DRAWING WITH INTERIOR DESIGN DRAWING TO AVOID ANY DISCREPANCY.
 - 9) DRAIN PIPE SLOPE 1:80mm.
 - 10) DRAIN PIPE SUPPORTS FOR HORIZONTAL PIPES IN WALL SHALL BE UNIVERSAL TYPE COVERED WITH RUBBER GASKET.
 - 11) CONTRACTOR SHALL ENSURE THE DESIRED SLOPE FOR DRAINAGE. RESPONSIBILITY SHALL BE LIES WITH CONCESSIONAIRE.



GT 300X300MM DEPTH-350MM
 Ø150MM WWP SLOPE 1:100
 GT 300X300MM DEPTH-300MM