



Travel Food Services

TRAVEL FOOD SERVICES

Shiv Sagar Estate, A Block, 1st Floor, Dr
Annie Besant Rd, Worli, Mumbai,
Maharashtra 400018

TITLE

WANCHAY
KITCHEN

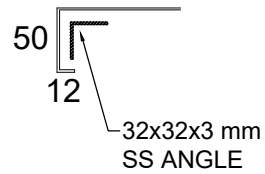
PROJECT

DELHI - FOOD COURT

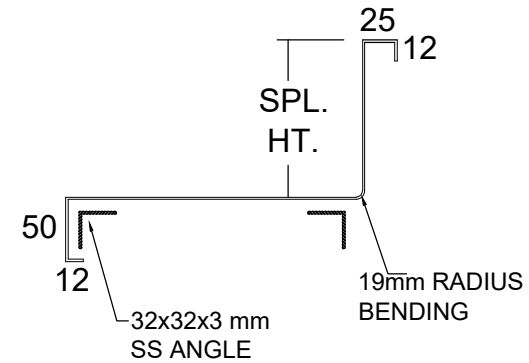
TRAVEL FOOD SERVICES

FABRICATION DETAIL

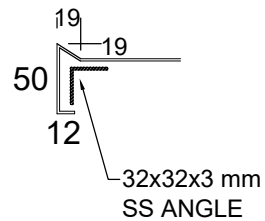
PLAIN TOP



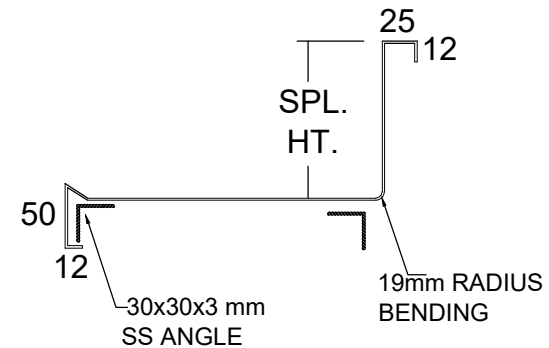
PLAIN TOP WITH SPLASH DETAILS



SUNK IN TOP



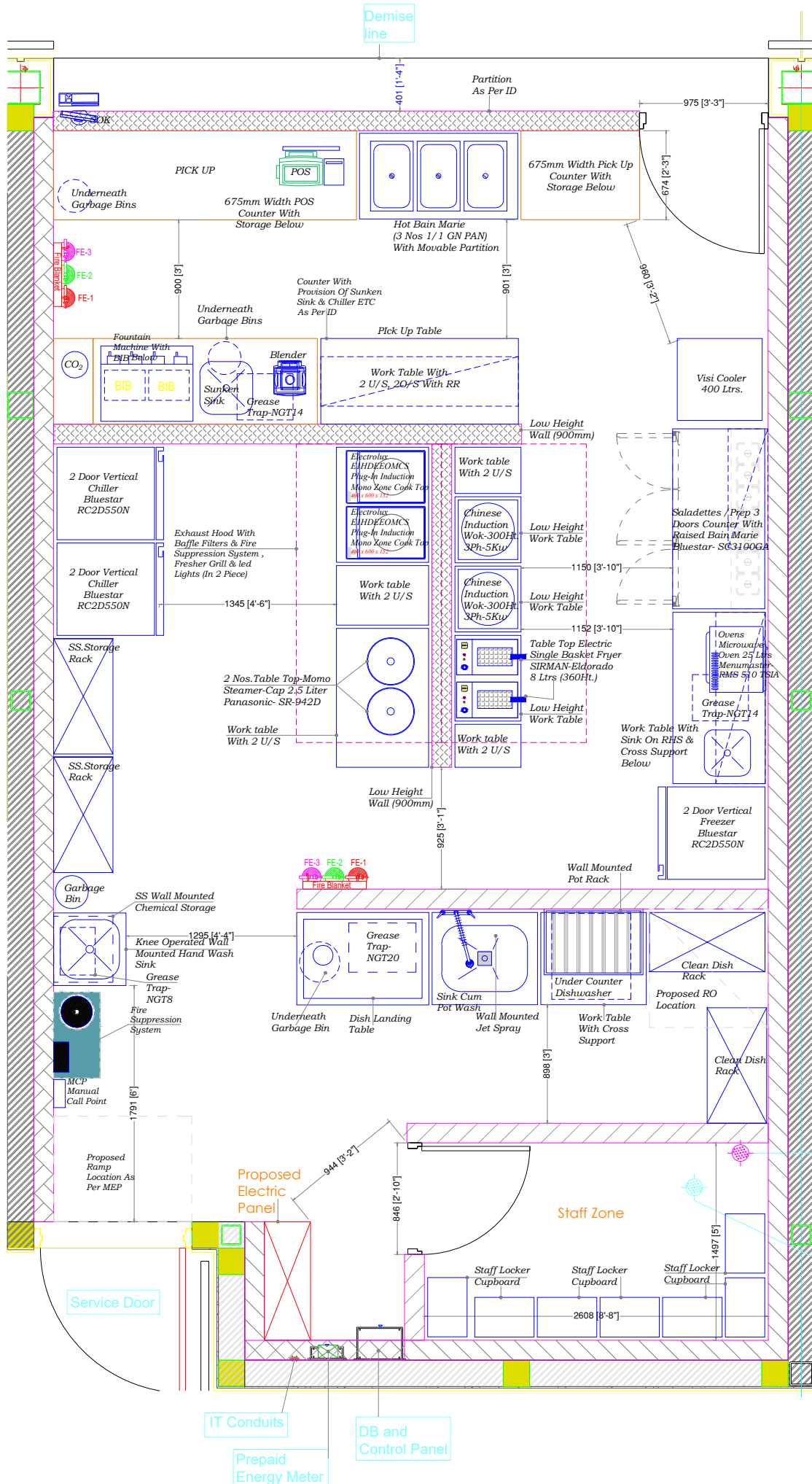
SUNK-IN TOP WITH SPLASH DETAILS



TITLE :	WANCHAY KITCHEN	REV. NO :	---	DESIGN BY	Sign
		DATE :	27-11-2024	DWN. BY : FAHEEM	
PROJECT :	DELHI - FOOD COURT	SCALE :	N.T.S.	CHKD BY: SAEED K.	
				APRVD BY:	



Travel Food Services



SHEET DETAIL

All Dimensions Are In MM

PROJECT	LOCATION	DRAWN BY	START DATE	DRAWING NAME	SHEET NUMBER
WANCHAI	FOOD COURT DELHI-T1		26-09-24	EQUIPMENT NAMING LAYOUT	01 OF 06
		SCALE			
		NTS			

REVISION REASON

REVISION No.	DATE	REASON	GFC ISSUED
R0			27-11-24



INHOUSE DESIGN

WANCHAY KITCHEN
EQUIPMENT SCHEDULE
DELHI-FOOD COURT

DATE

27-Nov-24

SR.No.	Eq.No.	DESCRIPTION	BRAND/MODEL NO	DIMENSIONS(L x W x HT)	QTY	ELECTRIC SUPPLY	Per Kw	TOTAL KW	AMPS	TYPE OF SWITCH
MAIN KITCHEN										
1	WK-01	POS	STD	IT	1	1PH	1.00	1.0	5 / 15 Amp	Switch Socket
2	WK-02	MARKETING SCREEN	MARKETING	STD	1					
3	WK-03	POS/FRONT COUNTER WITH TYPE IN FRONT & STORAGE PROVISION BELOW	AS PE INTERIOR/CARPENTRY	2300 x 675 x 850Ht.	1					
4	WK-04	UNDERNEATH GARBAGE BIN	LOCAL	STD	1					
5	WK-05	SS HOT BAIN MARIE WITH 3Nos.1/1x150Deep GN PAN WITH EXTERNAL PANEL (REMOVABLE PARTITION PATTI FOR CONTAINER.)	FABRICATED	1200 x 650 x 850Ht.	1	1PH	3.00	3.0	32	Metal Clad
6	WK-06	PICK UP COUNTER WITH STORAGE BELOW	AS PE INTERIOR/CARPENTRY	900 x 675 x 850Ht.	1					
7	WK-07	1500 Ht.BOXING WITH DOOR IN FRONT FOR Co ₂ Cylinde	CARPENTRY WORK AS PER INTERIOR DESIGNER	300 x 650 x 1500Ht.	1					
8	WK-08	CO2 CYLINDER (1 FOR FOUNTAIN MACHINE)	SOE/OPS	STD	1					
9	WK-09	FOUNTAIN MACHINE 4 TAP	RENTAL SOE/OPS	550 x 610 x 645Ht.	1	1PH	0.50	0.5	5 / 15 Amp	Switch Socket
10	WK-10	BACK COUNTER WITH BIB & GREASE TRAP PROVISION BELOW	AS PE INTERIOR/CARPENTRY	1700 x 650 x 900Ht.	1					
11	WK-11	UNDERNEATH GARBAGE BIN	LOCAL	STD	1					
12	WK-12	SUNK IN SINK (BOWL SIZE-350x350x250 Deep)	CIVIL CARPENTRY WORK	400 x 400 x 250Deep	1					
13	WK-13	GREASE TRAP 7 Ltrs.Cap.	NUGREEN-NGT-08	355 x 262 x 280Ht.	1					
14	WK-14	Blender with Additional jar 3 HP - 1.5L	JTC- TM-800AQ	250 x 290 x 460	1	1PH	2.3	2.3	5 / 15 Amp	Switch Socket
15	WK-15	SS WORK TABLE WITH 2 U/S & 2 O/S (O/S OF 375W AT MIDLE OF TABLE)	FABRICATED	1500 x 650 x 900+450+300 O/S	1	1PH	3.00	3.0	32	Metal Clad
16	WK-16	Visi Cooler -400Ltrs	BILUESTAR- 400Ltrs VC400A	645 x 618 x 2070	1	1PH	1.00	1.0	5 / 15 Amp	Switch Socket
17	WK-17	SALADLETTERS/PREP 3 DOORS COUNTER CHILLER WITH RAISED BAIN MARIE	BLUESTAR- SC3100GA	1365 x 700 x 990	1	1PH	1.00	1.00	5 / 15 Amp	Switch Socket
18	WK-18	MICROWAVE OVEN - 23Ltrs.	MENUMASTER- RMS 510 TSIA	512 x 403 x 310	1	1PH	1.60	1.00	5 / 15 Amp	Switch Socket
19	WK-19	GREASE TRAP	NUGREEN-NGT 14	337x 404 x 303Ht.	1					
20	WK-20	SS WORK TABLE WITH SINK ON RHS W/1 OHS & CROSS SUPPORT BELOW	FABRICATED	1300 x 700 x 850+150SPL +(450 O/S 375 W)	1					
21	WK-21	2 DOOR VERTICAL FREEZER WITH LOCKABLE CASTOR WHEEL (2NOS- BREAK IN FRONT & 2NOS, WITHOUT BREAK) HEATING ELEMENT FOR DRAIN	BLUESTAR- RF2D550N	700 x 765 x 1997	1	1PH	1.00	1.00	5 / 15 Amp	Switch Socket
22	WK-22	WORK TABLE WITH 1 U/S	FABRICATED	325 x 500 x 850Ht.	1					
23	WK-23	SS TABLE TOP ELECTRICAL SINGLE DEEP FAT FRYER	SIRMAN ELDORADO- 8LTR	270 x 420 x 360	2	1PH	3.30	6.6	32	Metal Clad
24	WK-24	SS LOW HEIGHT WORK TABLE WITH 1 U/S	FABRICATED	650 x 500 x 490	1					
25	WK-25	SS LOW HEIGHT WORK TABLE WITH 1 U/S	FABRICATED	550 x 500 x 550	2					
26	WK-26	CHINESE INDUCTION WOK	FABRICATED	450 x 450 x 300Ht.	2	3PH	5.00	10.0	5 PIN POLE INDUSTRIAL SOCKET	MCB

DELHI-FOOD COURT

27	WK-27	EXHAUST HOOD WITH BAFFLE FILTERS & FIRE SUPPRESSION SYSTEM , FRESHER GRILL & LED LIGHTS (BOX TYPE)	FABRICATED	2265 x 2200 x 600Ht. (Made in 2 parts)	1	1PH	1.00	1.0	5 / 15 Amp	Switch Socket
28	WK-28	WORK TABLE WITH 1 U/S	FABRICATED	350 x 500 x 850Ht.	1					
29	WK-29	PLUGIN INDUCTION MONOZONE COOK TOP	ELECTROLUX-E1HDEEOMCS	400 x 600 x 152Ht.	2	1PH	3.50	7.0	32	Metal Clad
30	WK-30	SS LOW HEIGHT WORK TABLE WITH 1 U/S	FABRICATED	875 x 700 x 698	1					
31	WK-31	WORK TABLE WITH 2 U/S	FABRICATED	450 x 700 x 850Ht.	1					
32	WK-32	TABLE TOP-MOMO STEAMER-CAP 2.5 LITER	PANASONIC- SR-942D	356 x 356 x 254	1	1PH	1.30	1.30	5 / 15 Amp	Switch Socket
33	WK-33	WORK TABLE WITH 2 U/S	FABRICATED	1050 x 700 x 850Ht.	1					
34	WK-34	2 DOOR VERTICAL CHILLER WITH LOCKABLE CASTOR WHEELS (2 Nos.WITH BREAK INFRONT & 2 Nos. WITHOUT BREAK) & HEATING ELEMENT FOR DRAIN	BLUE STAR-RC2D550N	700 x 765 x 1997	2	1PH	1.00	2.0	5 / 15 Amp	Switch Socket
35	WK-35	SS STORAGE RACK 4 TIER SHELF	FABRICATED	875 x 450 x 1600	2					
36	WK-36	GARBAGE BIN	SOE	LOCAL	1					
37	WK-37	KNEE OPERATED HAND WASH SINK WITH HOT & COLD WATER CONNECTION & WITH TISSUE HOLDER & SOAP DISPENSER PROVISION OPEN FROM BACK SIDE & DOOR INFRONT	FABRICATED	500 x 500 x 300+450Spl.	1					
38	WK-38	GREASE TRAP	NUGREEN-NGT8	262 x 355 x 280Ht.	1					
39	WK-39	SS WALL MOUNTED CHEMICAL STORAGE RACK	FABRICATED	500 x 450 x 600	1					
Total Kw-A								41.7		
DISH WASH SECTION										
1	DW-01	4" DEEP DISH LANDING TABLE W/GLASS RACK	FABRICATED	1000 x 700 x 850 + 500+125 O/S	1					
2	DW-02	UNDERNEATH GARBAGE BIN	SOE	LOCAL	1					
3	DW-03	GREASE TRAP	NUGREEN-NGT 20	362 x 503 x 303Ht.	1					
4	DW-04	PRE RINSE SPARY UNIT - DECK MOUNTED	EX-1DP12-HT	STD	1					
5	DW-05	POT WASH CUM DISH WASH SINK AND CROSS SUPPORT WITH STRAINER BASKET (650 x 500 x 250 Deep)	FABRICATED	800 x 700 x 850 + 150SPL	1					
6	DW-06	SS WALL MOUNTED RACK 2 SHELF	FABRICATED	750 x 500 x 600	1					
7	DW-07	DISHWASHER UNDERCOUNTER MACHINE	ELECTROLUX- 400202	600 x 648 x 820	1	1PH	3.60	3.6	5 / 15 Amp	Switch Socket
8	DW-08	WORK TABLE WITH CROSS SUPPORT BELOW	FABRICATED	800 x 700 x 850Ht. Inside clear	1					
9	DW-09	SS CLEAN DISH RACK 4 TEIR	FABRICATED	875 x 450 x 1600	2					
Total Kw-B								3.6		
STAFF ZONE										
1	SZ-01	MS. STAFF LOCKER	FABRICATED/STD	450 x 300 x 1500Ht.	7					
SOE										
1		GEYSER (Cap. As Per MEP)	SOE	QTY CAN BE MODIFIE AS PER MEP	1	1PH	3.00	3.0	32	Metal Clad
2		INSECT KILLERS	SOE		2	1PH	0.30	0.60	5 / 15 Amp	Switch Socket
3		FIRE EXTINGUISHER ABC-4KG	SOE		2					
4		FIRE EXTINGUISHER CO/2-4.5KG	SOE		2					
5		FIRE EXTINGUISHER KTYPE - 6KG	SOE		2					
6		FIRE BLANKET - 6' X 4'	SOE		2					
7		AIR CURTAIN	SOE		1	1PH	0.50	0.50	5 / 15 Amp	Switch Socket
Total Kw-C								4.1		
EQUIPMENT LOAD IN Kw-(A+B+C)								49.4		

TRAVEL FOOD SERVICES

Eq.No :WK-05

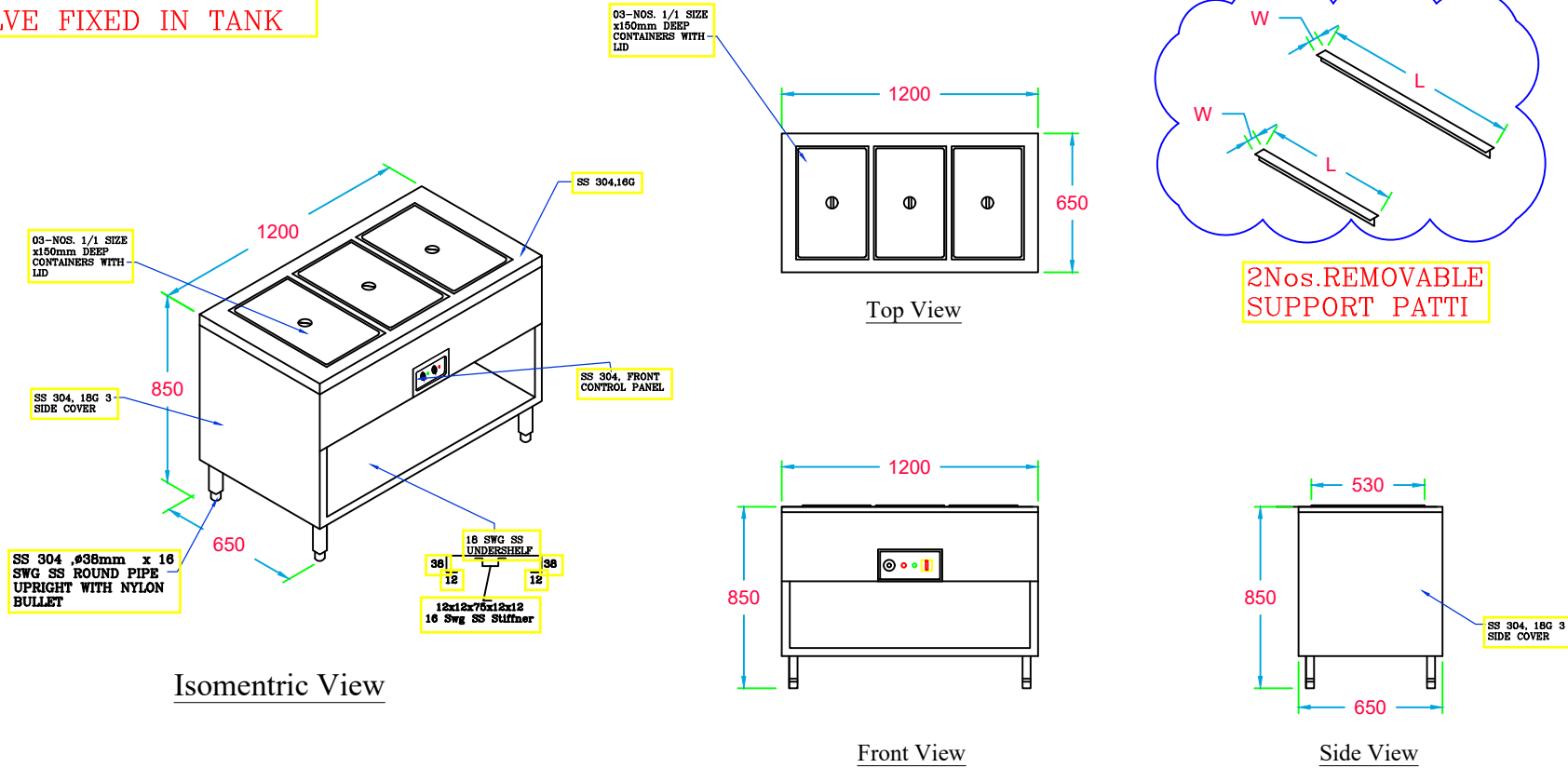
**SS HOT BAIN MARIE WITH 3Nos.1/1x150Deep GN PAN WITH EXTERNAL
PANEL (REMOVABLE PARTITION PATTI FOR CONTAINER.)**

Over All Size:- 1200 x 650 x 850Ht.

Qty:- 01No.

DRAWING : DIMENSIONS ARE IN MM

3KW HEATER & CUTOFF
VALVE FIXED IN TANK



TITLE :	WANCHAY KITCHEN	REV. NO :	---	DESIGN BY	Sign
		DATE :	27-11-2024	DWN. BY : FAHEEM	
		SCALE :	N.T.S.	CHKD BY: SAEED K.	
PROJECT :	DELHI - FOOD COURT			APRVD BY:	



Travel Food Services

TRAVEL FOOD SERVICES

Eq.No :WK-13

GREASE TRAP 3 Ltrs.Cap.
(NUGREEN-NGT-08)

Over All Size:- 355 x 262 x 280Ht.


Qty:- 01No.

DRAWING : DIMENSIONS ARE IN MM



Nugreen Grease separator " NGT 8/14/20/30/40/50/70/100 "

Grease Trap	Inlet/Outlet (mm)	Holding Capacity (Litre)	Flow (Lit/min)	Bottom to Centre of Inlet (A) (mm)	Bottom to Centre of outlet (B) (mm)	Width (mm)	Length (mm)	Height (mm)	Grease capacity (kg)
NGT 8	50	15.9	18	177	177	262	355	280	3
NGT 14	50	25.5	28	203	193	337	404	303	7
NGT 20	60	34.3	38	203	193	362	503	303	9
NGT 30	75	47.5	57	256	246	400	512	343	13
NGT 40	87.5	57.5	75.5	287	277	400	562	375	18
NGT 50	87.5	72	95	300	290	437	612	412	23
NGT 70	87.5	104	132	353	343	450	712	481	32
NGT 100	112	156	189	406	396	556	762	537	45

TITLE :	WANCHAY KITCHEN	REV. NO :	---	DESIGN BY	Sign	
		DATE :	27-11-2024	DWN. BY : FAHEEM		
PROJECT :	DELHI - FOOD COURT	SCALE :	N.T.S.	CHKD BY: SAEED K.		
				APRVD BY:		

TRAVEL FOOD SERVICES

Eq.No :WK-14

Blender with Additional jar 3 HP - 1.5L
(JTC- TM-800AQ)


Over All Size:- 250 x 290 x 460

Qty:- 01No.

DRAWING : DIMENSIONS ARE IN MM


JTC[®] OmniBlend[™]
COMMERCIAL

Commercial Brochure



f t i p

JTC OmniBlend V Professional Series with OmniShield I



Features

- Powerful, industrial quality, high-speed 3HP motor with 950W power output
- Includes a virtually unbreakable BPA-free Eastman Tritan Co-polyester 1.5L jug with tamper tool
- One-touch 35, 60 & 90 second auto timers with High, Med, Low & Pulse functions
- Stackable Jugs
- Simple to use and easy to clean


with OmniShield I
To place on top
your worktop

JTC TM-800AQ

Colour (s)

4

www.jtconnblend.com

TITLE :	WANCHAY KITCHEN	REV. NO :	---	DESIGN BY	Sign	
		DATE :	27-11-2024	DWN. BY : FAHEEM		
PROJECT :	DELHI - FOOD COURT	SCALE :	N.T.S.	CHKD BY: SAEED K.		
				APRVD BY:		

TRAVEL FOOD SERVICES

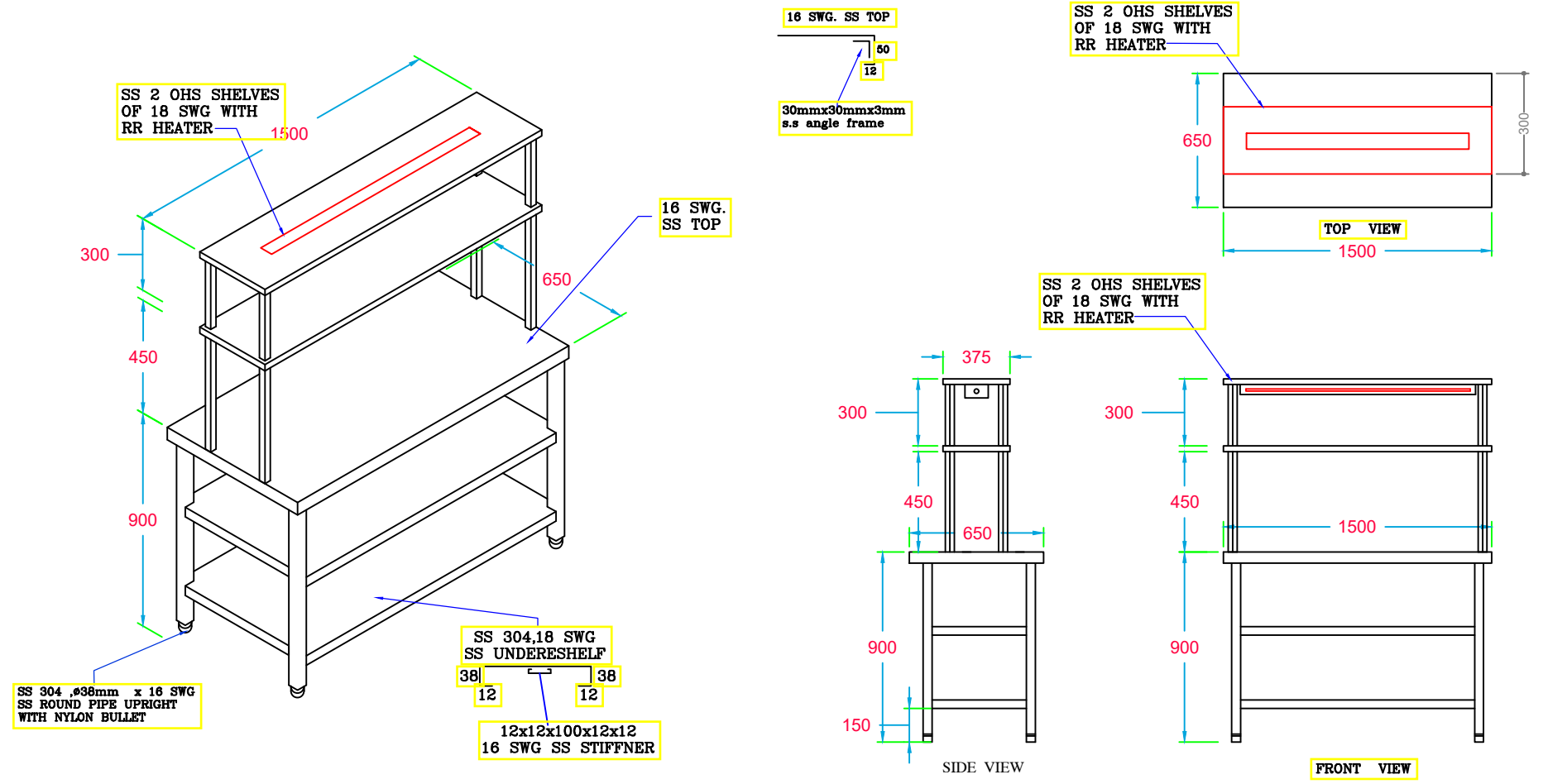
Eq.No :WK-15

SS WORK TABLE WITH 2 U/S & 2 O/S
(O/S OF 375W AT MIDDLE OF TABLE)

Over All Size:- 1500 x 650 x 900+450+300-O/S

Qty:- 01No.

DRAWING : DIMENSIONS ARE IN MM



TITLE :	WANCHAY KITCHEN	REV. NO :	---	DESIGN BY	Sign
		DATE :	27-11-2024	DWN. BY : FAHEEM	
PROJECT :	DELHI - FOOD COURT	SCALE :	N.T.S.	CHKD BY: SAEED K.	
				APRVD BY:	



TRAVEL FOOD SERVICES

Eq.No :WK-16

Visi Cooler -400Ltrs
(BILUESTAR- 400Ltrs VC400A)

Over All Size:- 645 x 618 x 2070

Qty:- 01No.

DRAWING : DIMENSIONS ARE IN MM

DISPLAY-AND-STORE SOLUTIONS

VISI COOLERS FROM BLUE STAR.

There is no smarter way to preserve and display your products at the same time. Blue Star's vertical storage Visi Coolers are specially designed to cool products uniformly and meet the demands of commercial businesses such as supermarkets, departmental stores, kirana stores and restaurants. So, while their heavy-duty compressors cool quickly even in harsh Indian summers, the ample visibility of your products ensures quick profits too.

VISI COOLERS - D-SERIES					
Description	Units	VC65D	VC250D	VC325D	VC590D
Gross Capacity	L	55	220	300	530
Temperature		0°C to +10°C	+2°C to +8°C	+2°C to +8°C	+2°C to +8°C
Power Supply		230V/1Ph/50Hz	230V/1Ph/50Hz	230V/1Ph/50Hz	230V/1Ph/50Hz
Refrigerant		R600a	R600a	R600a	R290
No of Doors	Nos	1	1	1	2
Provision for Locking		Available	Available	Available	Available
Overall Dimensions (including hinge, castor etc)	mm	445 x 510 x 301	535 x 520 x 1735	615 x 610 x 1790	1000 x 580 x 1855
Net Weight	kg	19	61	64	115
No of Shelves	Nos	Wire/3	Wire/4	Wire/4	Wire/4

FEATURES

- Ideal for harsh Indian summers
- Eco friendly refrigerant
- Adjustable shelves
- Uniform cooling
- Energy efficient cooling unit
- Back-lit canopy option for merchandising
- Self-closing door with locking facility
- Clear product visibility with reflective glass
- Thermostat for accurate temperature control
- Quick cooling



VISI COOLERS - A-SERIES						
Description	Units	VC95A	VC150A	VC190A	VC290A	VC400A
Gross Capacity	L	95	140	165	285	385
Temperature		+1°C to +10°C	+1°C to +10°C	+1°C to +10°C	+1°C to +10°C	+1°C to +10°C
Power Supply		220V/1Ph/50Hz	220V/1Ph/50Hz	220V/1Ph/50Hz	220V/1Ph/50Hz	220V/1Ph/50Hz
Refrigerant		R600a	R600a	R600a	R600a	R600a
No of Doors	Nos	1	1	1	1	1
Provision for Locking		Available	Available	Available	Available	Available
Overall Dimensions (including hinge, castor etc)	mm	470x535x972	470x535x1177	500x578x1520	560x618x1815	645x618x2070
Net Weight	kg	30.5	35.5	46	59	68
No of Shelves	Nos	Wire /2	Wire /3	Wire /3	Wire /3	Wire /4

WHY A VISI COOLER AND NOT A REFRIGERATOR?

Refrigerators are essentially designed for home applications. There is no option for displaying merchandise and their small compressors are incapable of handling large loads. Visi Coolers, on the other hand, enable you to attractively display your products for customers to choose conveniently. They also have double the capacity and can save upto 50% on your power bills.

TITLE :	WANCHAY KITCHEN	REV. NO :	---	DESIGN BY	Sign
		DATE :	27-11-2024	DWN. BY : FAHEEM	
		PROJECT :	DELHI - FOOD COURT	SCALE :	N.T.S.
				APRVD BY:	



Travel Food Services

TRAVEL FOOD SERVICES

Eq.No :WK-17

SALADETTES/PREP 3 DOORS COUNTER CHILLER WITH
RAISED BAIN MARIE (BLUESTAR- SC3100GA)

Over All Size:- 1365 x 700 x 990

Qty:- 01No.

DRAWING : DIMENSIONS ARE IN MM

SALADETTES AND SANDWICH STATIONS


Blue Star now introduces Saladettes and Sandwich Stations to its range of products. They are built from stainless steel on the interior as well as exterior to lend great aesthetic appeal and to differ from other models available in the market. A definite boost to the eatery business!

FEATURES

- Easy serviceability
- Adjustable feet
- High efficiency and functionality
- Removable gasket
- Green refrigerant
- Cyclopentane blowing agent
- Self-closing doors
- 45mm thick insulation
- Curved edge for easy cleaning
- Digital temperature control
- Automatic defrost

Technical Specifications

Saladettes and Sandwich Stations		
Description	SC2100GA	SC3100GA
Capacity (Ltrs.)	260	400
No. of Doors (Nos.)	2	3
Type of Doors (In/Ext)	SS-201/201	SS-201/201
Temperature Range (C)	2° to -8°C	2° to -8°C
Shelves Qty (Nos.)	2	3
Gr. Pan	GN2/1	GN2/1
Toppings Pan Slot	YES	YES
Refrigerant Gas (Type/Charge)	R290/51g	R290/60g
Voltage supply & Frequency (V/Hz)	220-240V/50Hz	220-240V/50Hz
Max Input Power	143W	152W
Current Amps	1.1A	1.5A
Defrost	Automatic	Automatic
Thermostat	Digital	Digital
External Dimension (W x D x H) mm	900 x 700 x 990	1365 x 700 x 990
Net Weight (kg)	72	110
Gross Weight (kg)	83	130



TITLE :

WANCHAY
KITCHEN

REV. NO :

DESIGN BY

Sign

DATE :

27-11-2024

DWN. BY : FAHEEM

PROJECT :

DELHI - FOOD COURT

SCALE :

N.T.S.

CHKD BY: SAEED K.

APRVD BY:



Travel Food Services

TRAVEL FOOD SERVICES

Eq.No :WK-18


MICROWAVE OVEN - 25Ltrs.
(MENUMASTER- RMS 510 TSIA)

Over All Size:- 512 x 403 x 310


Qty:- 01No.


DRAWING :

DIMENSIONS ARE IN MM



Project #: _____
Item #: _____





Value Line | Low Volume
This category of microwave oven is ideal for...

Applications

- Convenience Stores
- Dessert stations
- Nurses stations
- Coffee shops
- Teachers/Staff lounge
- Vending

Boost heats and re-therms foods in seconds

- Slice of apple pie re-therms in 20 seconds
- 255g (9 oz) cup of chili re-therms in 1:45

Low Volume
Menumaster® Commercial Microwave MMS/RMS Series

Power Output

- 1000 watts of power
- Perfect replacement for inappropriate domestic ovens used in foodservice applications

Available with Touch or Dial Controls

- Touch controls:
 - 20 programmable menu items simplifies cooking
 - 5 power levels and 4 cooking stages for cooking flexibility
 - Multiple quantity pad calculates the proper cooking times for multiple portions
- Dial Controls:
 - Timer automatically resets to zero if door is opened during heating
 - 6 minute digital timer lights up for "at-a-glance" monitoring
 - Full power only for simple operation

Easy to Use

- See-through door and lighted interior for monitoring without opening the door
- 23 liter (0.8 cubic foot) capacity accommodates a 305mm (12") platter, prepackaged foods and single servings

Certified Ovens for Commercial Applications

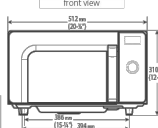
- Tested to higher standards for a commercial rating — required by most commercial insurance policies and health inspectors
- Interlock safety switch is tested to 4 times the standard of residential ovens
- Constructed to withstand the foodservice environment, multiple users and variable ambient temperatures
- Compared to a residential oven, this oven is more powerful for faster heating and better quality results
- Engineered for a simple, "self-service" operation

Easy to Maintain

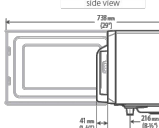
- Stainless steel exterior wrap, door, and oven interior for increased durability
- Sealed-in Borosilicate Glass shelf for easy cleaning

Menumaster® Commercial Microwave MMS/RMS Series | Low Volume

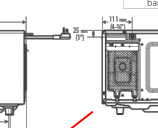
front view



side view



back view



Dimensions available from REZ Catalog - InChickadee.com

Dimensions	
Exterior	H 310 (12 1/4") W 512 (20 1/2") D: 403 (15 7/8")
Cavity	H 197 (7 3/4") W 330 (13 1/4") D: 330 (13 1/4")
Usable Cavity Space	23 liter (0.8 cubic ft.)
Door Depth	738 (29 1/8") door open
Installation Clearances	Top: 177.8 (7") Sides: 25 (1") Back: None
Shipping Carton	H 381 (15") W 584 (23") D 457 (18")

Weight	
Product Weight	Ship weight (approx.)
13.6 kg (30 lbs.)	16.8 kg (37 lbs.)
	UPS Shippable
	Yes

Features		
Touch Models (TD)	Dial Models (DS)	
Configuration	Countertop	Countertop
Stackable	No	No
Display	LED	Lighted Dial
Control System	Touchpad	Dial
Programmable Control	Yes, 10 pads	No
Beaile	Overlay available	No
Settings Programmable	20	No
Max. Cooking Time	30:00	6:00
Microwave Distribution	Rotating stirrer, bottom	Rotating stirrer, bottom
Power Levels	5	1
Defrost	Yes, 20% power	No
Time Entry System	Yes	Yes
Multiple Portion Setting	Yes, X2	No
Stage Cooking	4 stages	1 stage
Interior Light	Yes, LED, 42lm	Yes, LED, 42lm
Automatic Voltage Sensor	No	No
Air Filter	No	No
Signal	End of cycle, adjustable	End of cycle
Door Handle	Grab & Go	Grab & Go
Exterior Finish	Stainless steel	Stainless steel
Interior Finish	Stainless steel	Stainless steel

Optional Accessories
 • Oven cavity shelf (SE10)
 • Non-stick baskets (TB10/S, SB10/S, MB10/S)
 • Stainless cart/equipment stands: (CA24, CA30)

Measurements are millimeters. Measurements in () are US Standard.
 *IEC 60385 Standard
 † Includes handle
 EMI/RFI = Europe, the Middle East and Africa; SEA=South East Asia; LATAM=Latin America

Electrical Configuration									
Region	Model/ UPC	Control System	Power Consumption	Power Output (microwaves)	Power Source	Plug Configuration	Cord Length	Frequency	Magnetron
North America single phase	MMS10TSA 728028470263	Touch	1500 W, 13A	1000 W*	120 V, 60 Hz, 15 A, single phase	NEMA 5-15	1.5m (5 ft.)	2450MHz	1
North America single phase	MMS10DSA 728028470260	Dial	1500 W, 13A	1000 W*	120 V, 60 Hz, 15 A, single phase	NEMA 5-15	1.5m (5 ft.)	2450MHz	1
EMEA, SEA, LATAM single phase	RMS510T52 728028470246	Touch	1500 W, 7.3 A	1000 W*	230-240 V, 50 Hz, 16 A, single phase	CIE 7/7 "Schuko"	1.5m (5 ft.)	2450MHz	1
EMEA, SEA, LATAM single phase	RMS510DS2 728028470215	Dial	1500 W, 7.3 A	1000 W*	230-240 V, 50 Hz, 16 A, single phase	CIE 7/7 "Schuko"	1.5m (5 ft.)	2450MHz	1
EMEA (UK), SEA single phase	RMS510T5UA 728028470277	Touch	1500 W, 7.3 A	1000 W*	230-240 V, 50 Hz, 13 A, single phase	BS1363/A	1.5m (5 ft.)	2450MHz	1
EMEA (UK), SEA single phase	RMS510DSUA 728028470284	Dial	1500 W, 7.3 A	1000 W*	230-240 V, 50 Hz, 13 A, single phase	BS1363/A	1.5m (5 ft.)	2450MHz	1
Australia single phase	RMS510T5A 728028470314	Touch	1500 W, 7.3 A	1000 W*	230-240 V, 50 Hz, 10 A, single phase	Type 1 Australia	1.5m (5 ft.)	2450MHz	1
China single phase	RMS510T5CA 728028470291	Touch	1500 W, 7.3 A	1000 W*	230-240 V, 50 Hz, 16 A, single phase	China	1.5m (5 ft.)	2450MHz	1
India single phase	RMS510T5IA 728028470307	Touch	1500 W, 7.3 A	1000 W*	230-240 V, 50 Hz, 16 A, single phase	BSS46	1.5m (5 ft.)	2450MHz	1

TITLE :	<h2 style="margin: 0;">WANCHAY KITCHEN</h2>	REV. NO :	---	DESIGN BY	Sign
		DATE :	27-11-2024	DWN. BY :	FAHEEM
		PROJECT :	DELHI - FOOD COURT	SCALE :	N.T.S.
				APRVD BY:	



TRAVEL FOOD SERVICES

Eq.No :WK-19

GREASE TRAP 7 Ltrs.Cap.
(NUGREEN-NGT-14)


Over All Size:- 337x 404 x 303Ht.

Qty:- 01No.

DRAWING : DIMENSIONS ARE IN MM



Nugreen Grease separator " NGT 8/14/20/30/40/50/70/100 "									
Grease Trap	Inlet/ Outlet (mm)	Holding Capacity (Litre)	Flow (Lit/min)	Bottom to Centre of Inlet (A) (mm)	Bottom to Centre of outlet (B) (mm)	Width (mm)	Length (mm)	Height (mm)	Grease capacity (kg)
NGT 8	50	15.9	18	177	177	262	355	280	3
NGT 14	50	25.5	28	203	193	337	404	303	7
NGT 20	60	34.3	38	203	193	362	503	303	9
NGT 30	75	47.5	57	256	246	400	512	343	13
NGT 40	87.5	57.5	75.5	287	277	400	562	375	18
NGT 50	87.5	72	95	300	290	437	612	412	23
NGT 70	87.5	104	132	353	343	450	712	481	32
NGT 100	112	156	189	406	396	556	762	537	45

TITLE :	WANCHAY KITCHEN	REV. NO :	---	DESIGN BY	Sign	
		DATE :	27-11-2024	DWN. BY : FAHEEM		
PROJECT :	DELHI - FOOD COURT	SCALE :	N.T.S.	CHKD BY: SAEED K.		
				APRVD BY:		

TRAVEL FOOD SERVICES

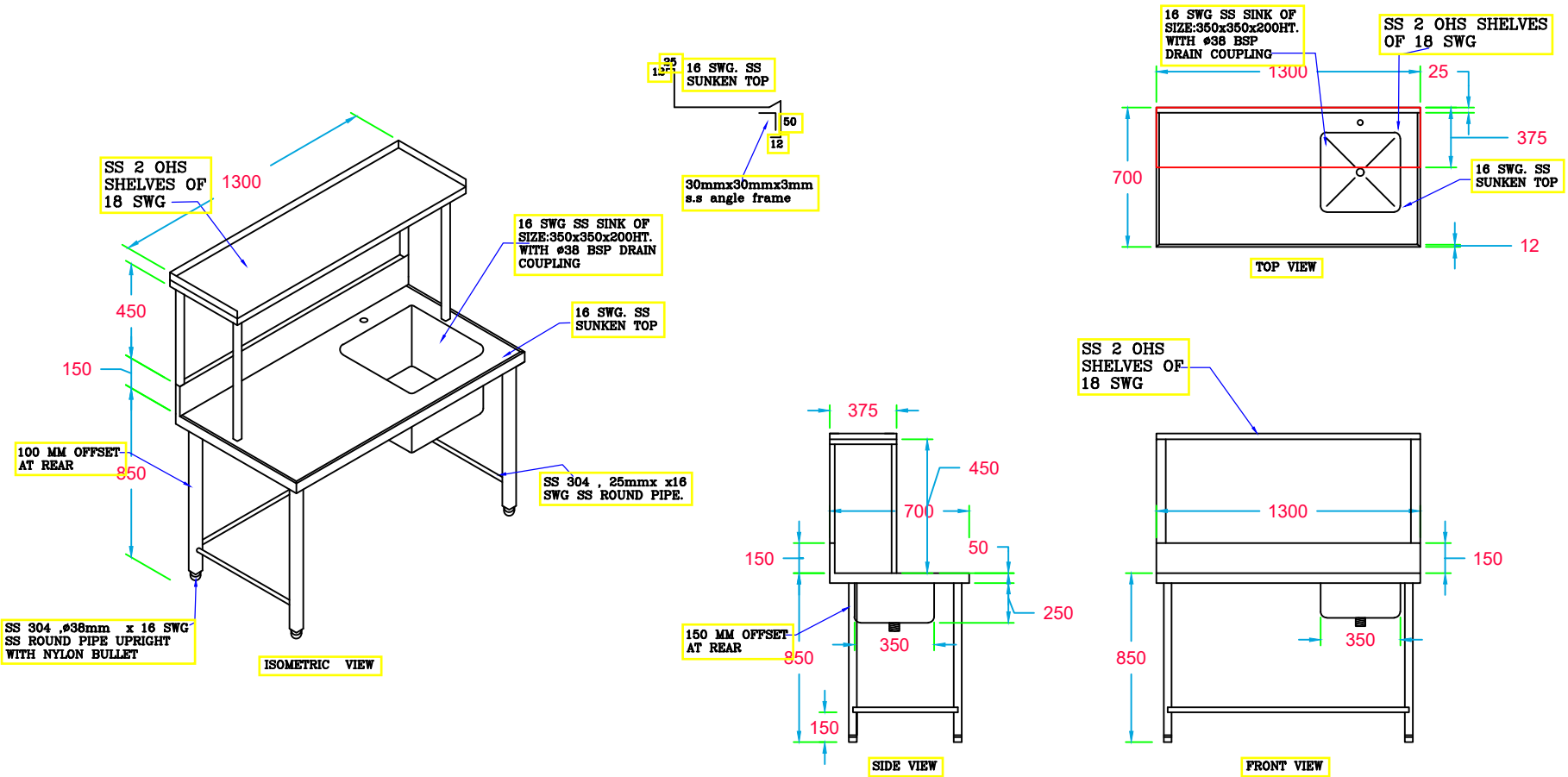
Eq.No :WK-20

SS WORK TABLE WITH SINK ON RHS
W/1 OHS & CROSS SUPPORT BELOW

Over All Size:- 1300 x 700 x 850+150SPL +(450 O/S 375 W)

Qty:- 01No.

DRAWING : DIMENSIONS ARE IN MM



TITLE :	WANCHAY KITCHEN	REV. NO :	---	DESIGN BY	Sign
		DATE :	27-11-2024	DWN. BY : FAHEEM	
PROJECT :	DELHI - FOOD COURT	SCALE :	N.T.S.	CHKD BY: SAEED K.	
				APRVD BY:	



TRAVEL FOOD SERVICES

Eq.No :WK-21

2 DOOR VERTICAL FREEZER WITH LOCKABLE CASTOR WHEEL (2NOS- BREAK IN FRONT & 2NOS, WITHOUT BREAK) HEATING ELEMENT FOR DRAIN (BLUESTAR- RF2D550N)

Over All Size:- 700 x 765 x 1997

Qty:- 01No.


DRAWING : DIMENSIONS ARE IN MM



Technical Specifications

Description	Reach-In Freezers					
	RF2D760GP	RF4D1450GP	RF2D700GC	RF4D1450GC	RF2D550N	RF4D1400N
Capacity (litre)	650	1350	650	1350	600	1200
Temperature Range	-20° - -7°C	-20° - -7°C	-20° - -7°C	-20° - -7°C	-18° - -10°C	-18° - -10°C
No. of Doors	2	4	2	4	2	4
Type of Doors (In/Out)	22-304/201	22-304/201	22-201/201	22-201/201	SS201/SS201	SS201/SS201
Shelves Qty	3	6	3	6	3	6
Light	Yes	Yes	Yes	Yes	No	No
Refrigerant Gas (Type/Charge)	R290/115g	R290/120g x 2	R290/115g	R290/120g x 2	R290/115g	R290/150g
Voltage & Frequency (V/Hz)	230-240V/50Hz	230-240V/50Hz	230-240V/50Hz	230-240V/50Hz	230/240V-50Hz	230/240V-50Hz
Power (Watt)	520	950	520	950	400	800
Current (Amp)	2.6	4.9	2.6	4.9	4.2	8.9
Defrost	Automatic	Automatic	Automatic	Automatic	Automatic	Automatic
Temperature Display (LED)	Yes	Yes	Yes	Yes	Yes	Yes
General Dimension (W x D x H) mm	700 x 885 x 2043	1400 x 885 x 2043	700 x 885 x 2043	1400 x 885 x 2043	700 x 765 x 1997	1200 x 765 x 1997
Net Weight (kg)	119	200	119	200	85	90
Gross Weight (kg)	129	214	129	214	120	130



TITLE :	WANCHAY KITCHEN	REV. NO :	---	DESIGN BY	Sign	
		DATE :	27-11-2024	DWN. BY : FAHEEM		
PROJECT :	DELHI - FOOD COURT	SCALE :	N.T.S.	CHKD BY: SAEED K.		
				APRVD BY:		

TRAVEL FOOD SERVICES

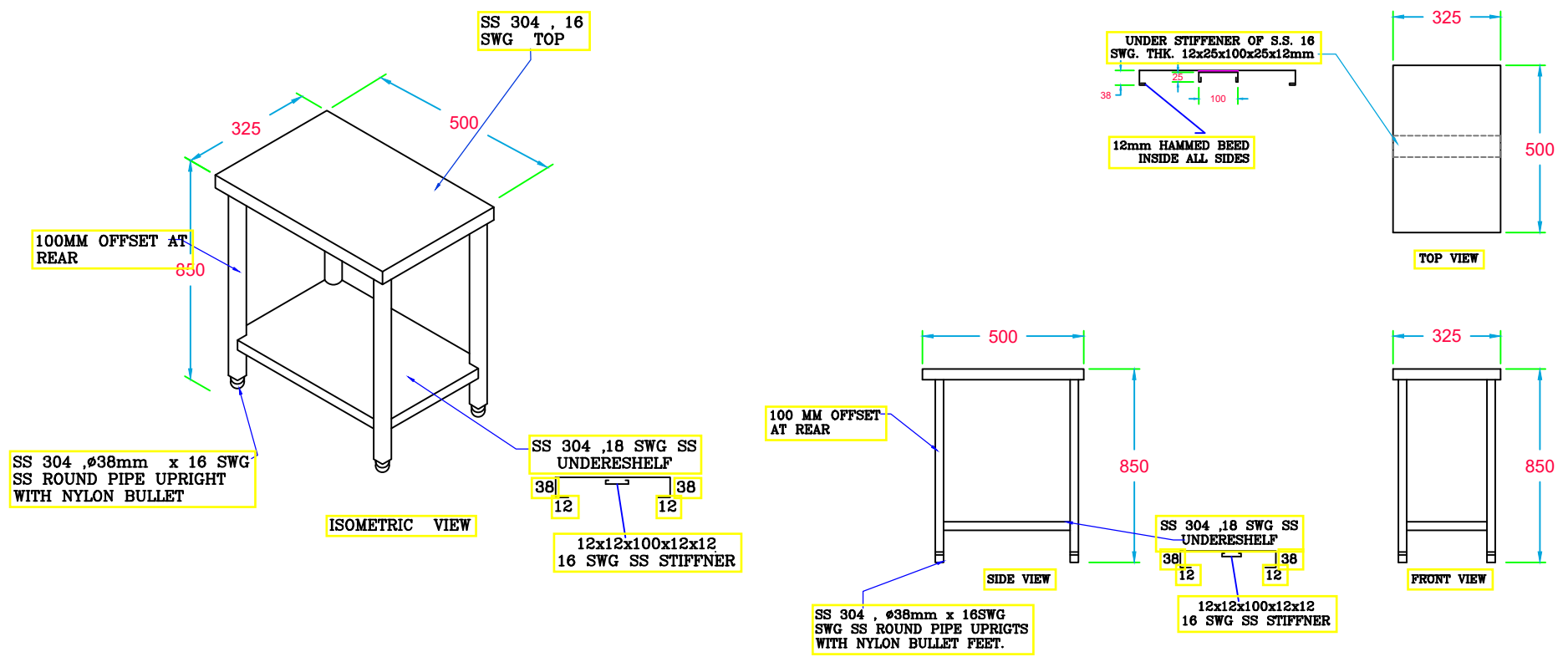
Eq.No :WK-22

WORK TABLE WITH 1 U/S


Over All Size:- 325 x 500 x 850Ht.

Qty:- 01No.

DRAWING : DIMENSIONS ARE IN MM



TITLE :	WANCHAY KITCHEN	REV. NO :	---	DESIGN BY	Sign
		DATE :	27-11-2024	DWN. BY : FAHEEM	
PROJECT :	DELHI - FOOD COURT	SCALE :	N.T.S.	CHKD BY: SAEED K.	
				APRVD BY:	



Travel Food Services

TRAVEL FOOD SERVICES

Eq.No :WK-23


SS TABLE TOP ELECTRICAL SINGLE DEEP FAT FRYER
(SIRMAN ELDORADO-8LTR)

Over All Size:- 270 x 420 x 360


Qty:- 02Nos.

DRAWING : DIMENSIONS ARE IN MM

Esclusiva - Exclusive







ELDORADO
friggitrici
fryers



ELDORADO 8X2R

- Costruita in acciaio inox.
- Cestello rinforzato.
- Termostato e sonda cut-off di sicurezza e pulsante di ripristino.
- Resistenza cozzante.
- Corpo riscaldante rimovibile e micro di sicurezza.
- Protezione antirullo su resistenza facilmente smontabile.
- Posizione di sgocciolo per cestello.
- Dispacchio in dotazione.
- Rubinetto opzionale.


- Made from stainless steel.
- Reinforced basket.
- Thermostat and safety cut-off probe and reset button.
- Shock proof coated heating elements.
- Removable heating body and safety switch.
- Shockproof protection on resistance easily disassembled.
- Position of basket drip.
- Lid supplied.
- Tap optional.










ELDORADO 5 ELDORADO 5X2 ELDORADO 8R ELDORADO 8X2

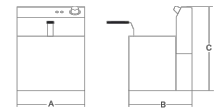

SIRMAN 258

Esclusiva - Exclusive











Protezione antirullo resistenza
Shockproof protection for resistances
 Posizione di sgocciolo
Position of drip
 Pratico cestello da maneggiare
Easy to handle basket
 (A) Bulbo termostato
(B) Pulsante di ripristino cut-off
(C) Thermostat bulb
(D) Cut-off reset button

Facile da smontare e pulire
Easy to disassemble and clean

	vol	lit	lit	lit	lit	lit	lit	lit	lit	lit	lit	lit
	lit	lit	lit	lit	lit	lit	lit	lit	lit	lit	lit	lit
ELDORADO 5	2.300	100	lit	lit	lit	lit	lit	lit	lit	lit	lit	lit
ELDORADO 5x2	2.300+3.300	100	lit	lit	lit	lit	lit	lit	lit	lit	lit	lit
ELDORADO 5+8	2.300+3.300	100	lit	lit	lit	lit	lit	lit	lit	lit	lit	lit
ELDORADO 8	3.300	100	lit	lit	lit	lit	lit	lit	lit	lit	lit	lit
ELDORADO 8x2	3.300+3.300	100/100	lit	lit	lit	lit	lit	lit	lit	lit	lit	lit
ELDORADO 8R	3.300	100	lit	lit	lit	lit	lit	lit	lit	lit	lit	lit
ELDORADO 10x2R	3.300+3.300	100/100	lit	lit	lit	lit	lit	lit	lit	lit	lit	lit
ELDORADO 10R	6.000	200	lit	lit	lit	lit	lit	lit	lit	lit	lit	lit
ELDORADO 10X2R	6.000+6.000	200	lit	lit	lit	lit	lit	lit	lit	lit	lit	lit

ELDORADO 10X2R ELDORADO 10R ELDORADO 5+8

SIRMAN 259

TITLE :	WANCHAY KITCHEN	REV. NO :	---	DESIGN BY	Sign
		DATE :	27-11-2024	DWN. BY : FAHEEM	
		PROJECT :	DELHI - FOOD COURT	SCALE :	N.T.S.
				APRVD BY:	



TRAVEL FOOD SERVICES

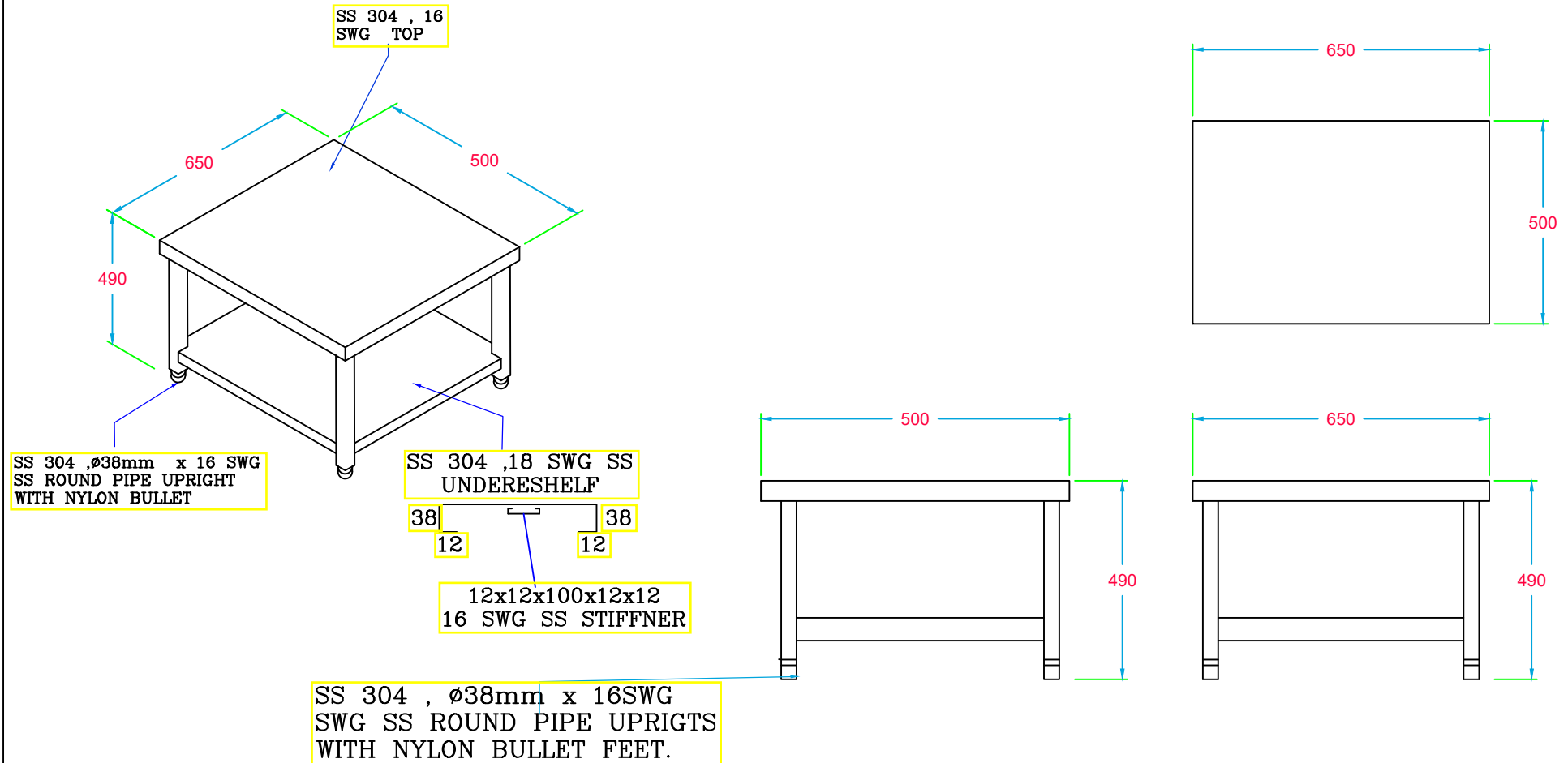
Eq.No :WK-24

SS LOW HEIGHT WORK TABLE
WITH 1 U/S

Over All Size:- 650 x 500 x 490

Qty:- 01No.

DRAWING : DIMENSIONS ARE IN MM



TITLE :	WANCHAY KITCHEN	REV. NO :	---	DESIGN BY	Sign
		DATE :	27-11-2024	DWN. BY : FAHEEM	
PROJECT :	DELHI - FOOD COURT	SCALE :	N.T.S.	CHKD BY: SAEED K.	
				APRVD BY:	



TRAVEL FOOD SERVICES

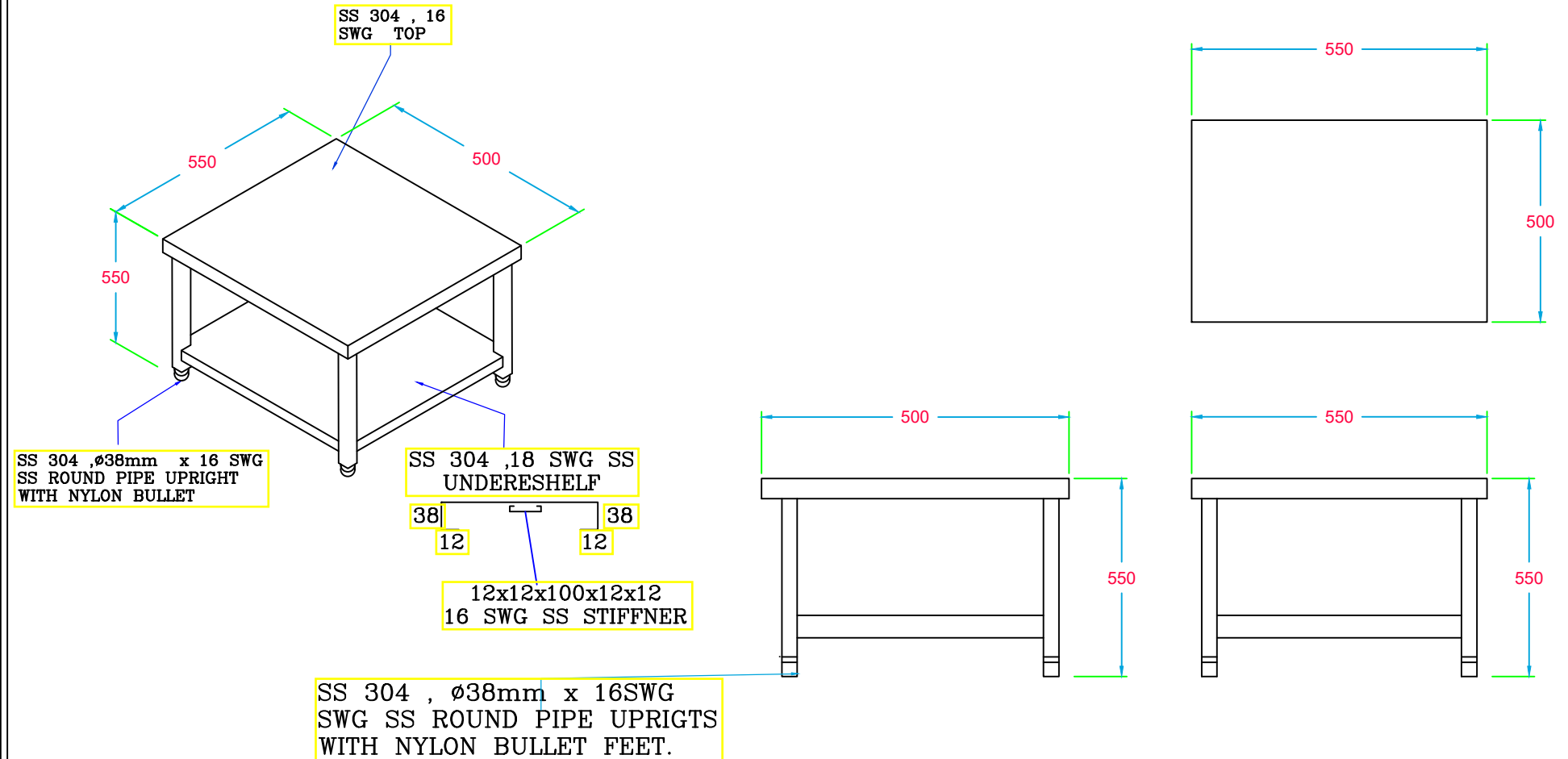
Eq.No :WK-25


SS LOW HEIGHT WORK TABLE
WITH 1 U/S

Over All Size:- 550 x 500 x 550

Qty:- 01No.

DRAWING : DIMENSIONS ARE IN MM



TITLE :	WANCHAY KITCHEN	REV. NO :	---	DESIGN BY	Sign	
		DATE :	27-11-2024	DWN. BY : FAHEEM		
PROJECT :	DELHI - FOOD COURT	SCALE :	N.T.S.	CHKD BY: SAEED K.		
				APRVD BY:		

TRAVEL FOOD SERVICES

Eq.No :WK-26

SS TABLE TOP CHINESE
INDUCTION WOK


Over All Size:- 450 x 450 x 300Ht.

Qty:- 02Nos.

DRAWING : DIMENSIONS ARE IN MM



This is a tabletop Commercial Induction Wok Cooker specially designed for Asian restaurants. It has the same large stir-frying range (400mm) as the upright commercial wok cooker but uses less kitchen space with its tabletop design. It stir-fries 17.5L of dishes at a time and is suitable for fast food restaurants, canteens, and catering.

TITLE :	WANCHAY KITCHEN	REV. NO :	---	DESIGN BY	Sign	
		DATE :	27-11-2024	DWN. BY : FAHEEM		
PROJECT :	DELHI - FOOD COURT	SCALE :	N.T.S.	CHKD BY: SAEED K.		
				APRVD BY:		

TRAVEL FOOD SERVICES

Eq.No :WK-27

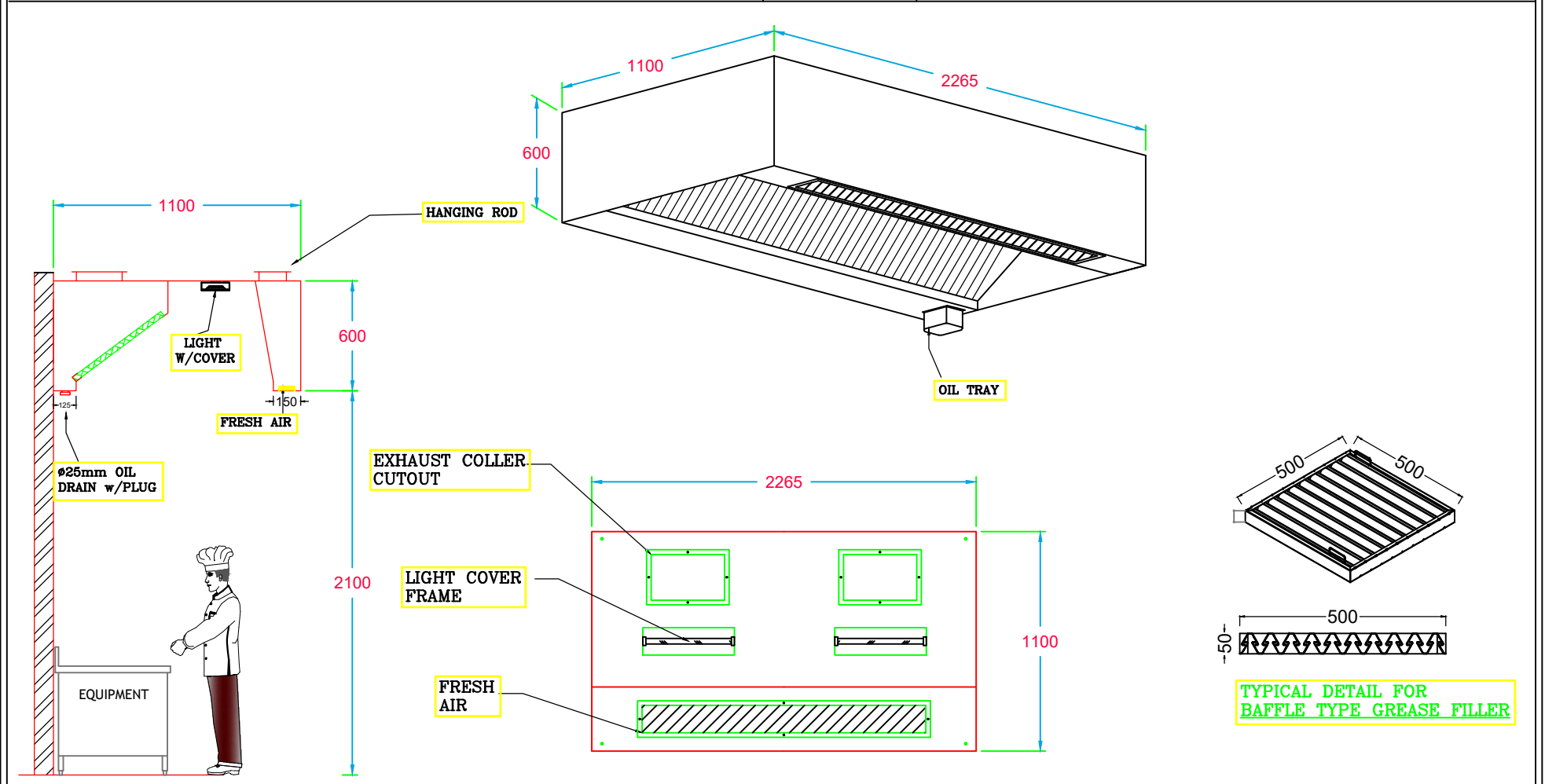
EXHAUST HOOD WITH BAFFLE FILTERS & FIRE SUPPRESSION SYSTEM , FRESHER GRILL & LED LIGHTS (BOX TYPE)

Over All Size:- 2265 x 2200 x 600Ht. (Made in 2 parts)

Qty:- 01No.

DRAWING :

DIMENSIONS ARE IN MM



TITLE :	WANCHAY KITCHEN	REV. NO :	---	DESIGN BY	Sign
		DATE :	27-11-2024	DWN. BY : FAHEEM	
PROJECT :	DELHI - FOOD COURT	SCALE :	N.T.S.	CHKD BY: SAEED K.	
				APRVD BY:	



TRAVEL FOOD SERVICES

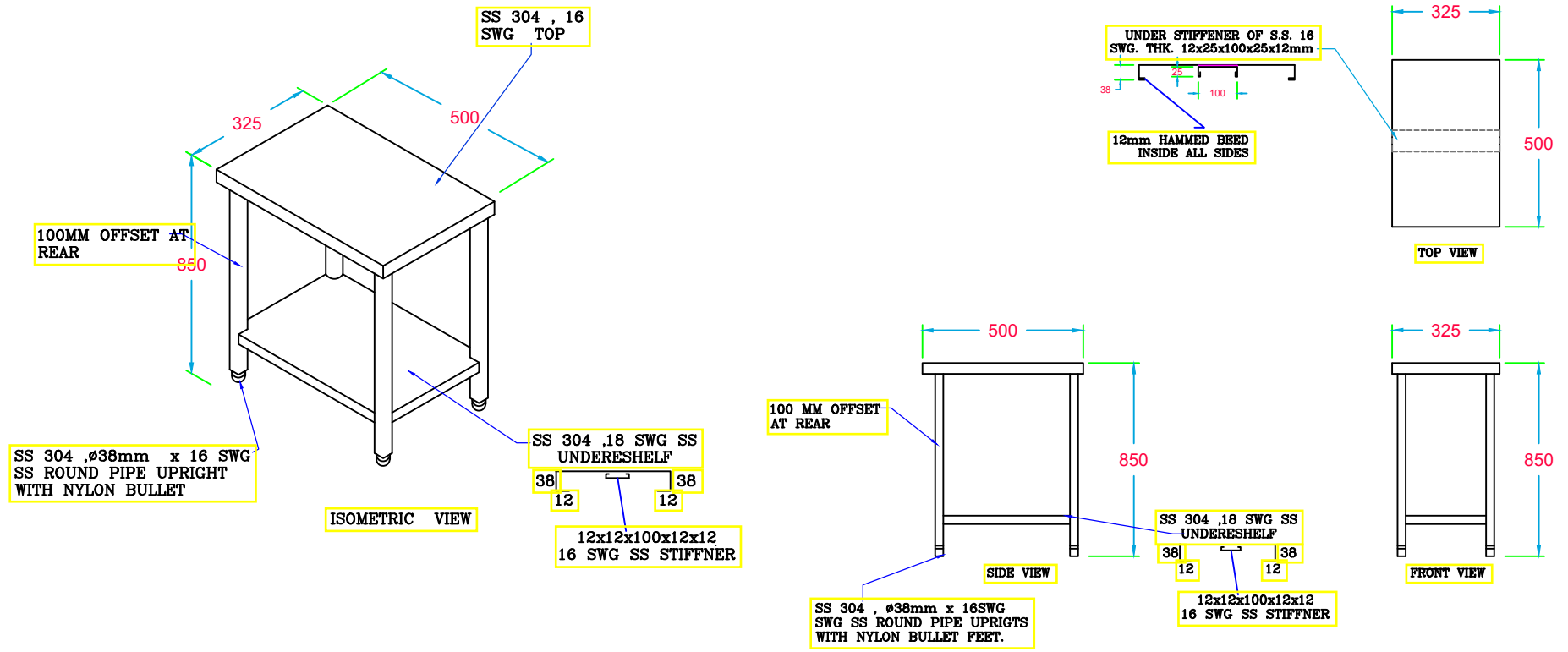
Eq.No :WK-28

WORK TABLE WITH 1 U/S

Over All Size:- 325 x 500 x 850Ht.

Qty:- 01No.

DRAWING : DIMENSIONS ARE IN MM



TITLE :	WANCHAY KITCHEN	REV. NO :	---	DESIGN BY	Sign
		DATE :	27-11-2024	DWN. BY : FAHEEM	
PROJECT :	DELHI - FOOD COURT	SCALE :	N.T.S.	CHKD BY: SAEED K.	
				APRVD BY:	

Travel Food Services

TRAVEL FOOD SERVICES



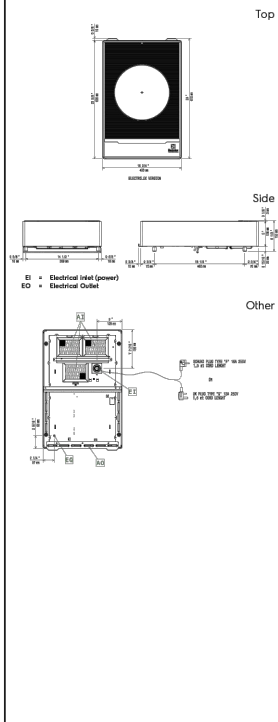

Eq.No :WK-29

PLUGIN INDUCTION MONOZONE COOK TOP (ELECTROLUX-E1HDEEOMCS)

Over All Size:- 400 x 600 x 152Ht.

Qty:- 02Nos.

DRAWING : DIMENSIONS ARE IN MM

 <p>LiberoPro Flat Induction 1 Phase, mono zone</p>	<p>ITEM # _____ MODEL # _____ NAME # _____ SIS # _____ AIA # _____</p>	
 <p>600877 (E1HDEEOMCS) Plug-in Induction Mono Zone Cook Top</p>	<p>Main Features</p> <ul style="list-style-type: none"> • Plug in unit designed for table top installations. • Sealed heavy duty glass-ceramic cooking surface, 4 mm in thickness. • 2-color user interface (white and red) for better readability. • Rapid heat transfer directly to the pan, no heat is dispersed into the environment. • Automatic pan detection to transfer power only when pan is present. • Glass touch display on top for maximum visibility. • Power level settings from 1 to 10. • Timer function can be used to set the cooking time, switching off the zone automatically at the end of the time set. • Suitable for pot and pan with diameter from 120 mm to 340mm. • Self-diagnostics: an error code is displayed (Exxx) in case of dysfunction. • Designed for LiberoPro Duo function for automatic regulation of the LiberoPro Point fan speed according to cooking intensity. 	
<p>Short Form Specification</p> <p>Item No. _____</p> <p>Plug-in 1 Phase table top induction mono zone cooktop. Constructed with 4 sides unique frame in AISI 304 2 mm thick and sealed heavy duty glass-ceramic cooking surface, 4 mm in thickness. Glass touch display on top for maximum visibility with power settings and timer. 2-color user interface (white and red) for better readability. Lock function stops your settings to be accidentally modified during working. Hot surface warning to prevent injuries. Automatic pan recognition and rapid heat transfer directly to the pan. Suitable for pots and pans with diameter from 120 mm to 340 mm. 4 feet, cord and plug included. IPX4 water protection. Designed for LiberoPro Duo function for automatic regulation of the LiberoPro Point fan speed according to cooking intensity.</p>	<p>Construction</p> <ul style="list-style-type: none"> • 4 sides unique frame in AISI 304 2 mm thick. • Induction air filters easy to clean and remove for monthly cleaning. • 4 feet, cord and plug included. • IPX4 water protection. 	
	<p>Sustainability</p> <ul style="list-style-type: none"> • This model is compliant with Swiss Energy Efficiency Ordinance (730.02). 	
	<p>Optional Accessories</p> <ul style="list-style-type: none"> • Stainless steel universal frying pan with stainless steel handle (diam. 200mm) suitable for induction and all other heating sources PNC 653596 <input type="checkbox"/> • Universal frying pan with stainless PNC 653597 <input type="checkbox"/> steel handle (diam. 240mm) suitable for induction and all other heating sources • Universal frying pan with stainless PNC 653598 <input type="checkbox"/> steel handle (diam. 280mm) suitable for induction and all other heating sources • Universal frying pan with ribbed PNC 653618 <input type="checkbox"/> plate suitable for induction cookers 	
		<p>LiberoPro Flat Induction 1 Phase, mono zone</p> <p>Electric</p> <p>Supply voltage: 220-240 V/1N ph/50-60 Hz 400877 (E1HDEEOMCS) 3.5 kW Total Watts: CE-SCHUKO Plug type: Minimum Circuit Ampacity (MCA) 13A</p> <p>Key Information:</p> <p>External dimensions, Width: 400 mm External dimensions, Depth: 600 mm External dimensions, Height: 152 mm Net weight: 19.5 kg</p>
		 <p>LiberoPro Flat Induction 1 Phase, mono zone The company reserves the right to make modifications to the products without prior notice. All information correct at time of printing. 2024.11.28</p>

TITLE :	<h3>WANCHAY KITCHEN</h3>	REV. NO :	---	DESIGN BY	Sign
		DATE :	27-11-2024	DWN. BY :	FAHEEM
		PROJECT :	DELHI - FOOD COURT	SCALE :	N.T.S.
				APRVD BY :	



Travel Food Services

TRAVEL FOOD SERVICES

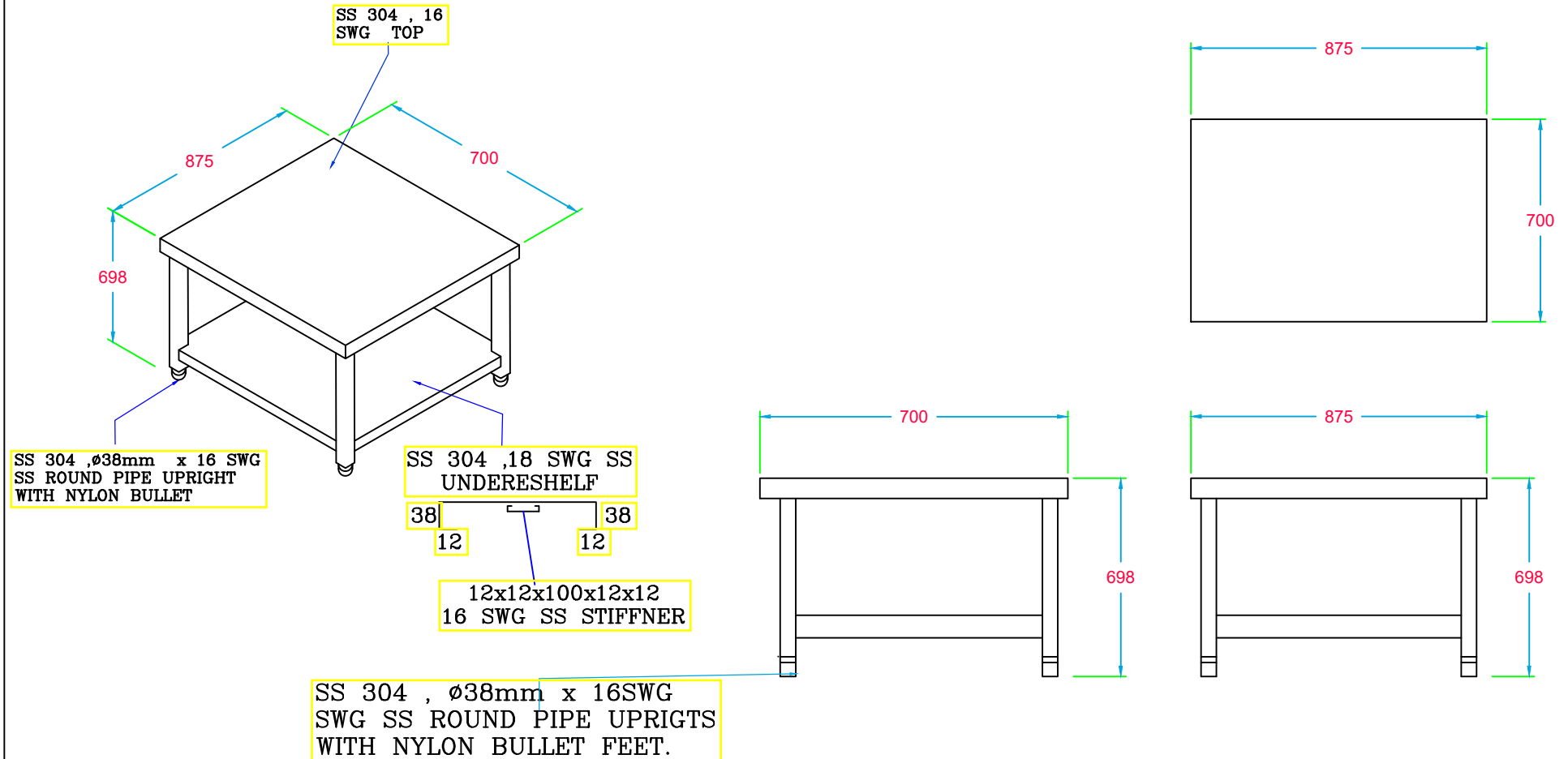
Eq.No :WK-30

SS LOW HEIGHT WORK TABLE
WITH 1 U/S

Over All Size:- 875 x 700 x 698

Qty:- 01No.

DRAWING : DIMENSIONS ARE IN MM



TITLE :	WANCHAY KITCHEN	REV. NO :	---	DESIGN BY	Sign
		DATE :	27-11-2024	DWN. BY : FAHEEM	
PROJECT :	DELHI - FOOD COURT	SCALE :	N.T.S.	CHKD BY: SAEED K.	
				APRVD BY:	



TRAVEL FOOD SERVICES

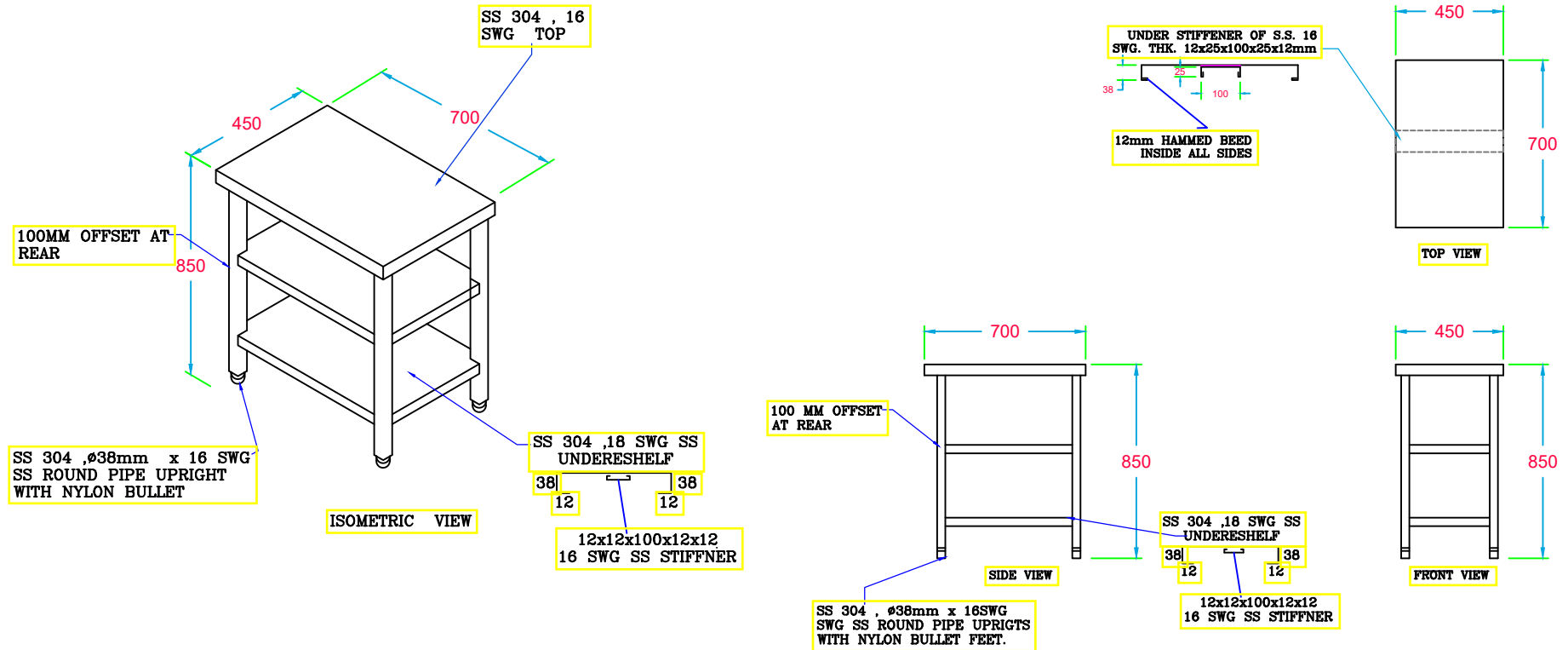
Eq.No :WK-31


WORK TABLE WITH 2 U/S

Over All Size:- 450 x 700 x 850Ht.

Qty:- 01No.

DRAWING : DIMENSIONS ARE IN MM



TITLE :	WANCHAY KITCHEN	REV. NO :	---	DESIGN BY	Sign	 Travel Food Services
		DATE :	27-11-2024	DWN. BY : FAHEEM		
		SCALE :	N.T.S.	CHKD BY: SAEED K.		
PROJECT :	DELHI - FOOD COURT			APRVD BY:		

TRAVEL FOOD SERVICES

Eq.No :WK-32

TABLE TOP-MOMO STEAMER-CAP 2.5 LITER
(PANASONIC- SR-942D)

Over All Size:- 356 x 356 x 254

Qty:- 01No.

DRAWING : DIMENSIONS ARE IN MM

Restaurant Cooker (SR-942D)



Features and advantages

- 2.5 kg raw rice Cap.
- 1400 Watts Power
- 5 hrs Keep Warm
- Measuring Cup
- Aluminium Pan
- Stainless Steel Lid

Suitable applications


- Restaurants
- Fast Food Counters
- Canteens



Model : SR-942D



TITLE :	WANCHAY KITCHEN	REV. NO :	---	DESIGN BY	Sign
		DATE :	27-11-2024	DWN. BY : FAHEEM	
PROJECT :	DELHI - FOOD COURT	SCALE :	N.T.S.	CHKD BY: SAEED K.	
				APRVD BY:	



TRAVEL FOOD SERVICES

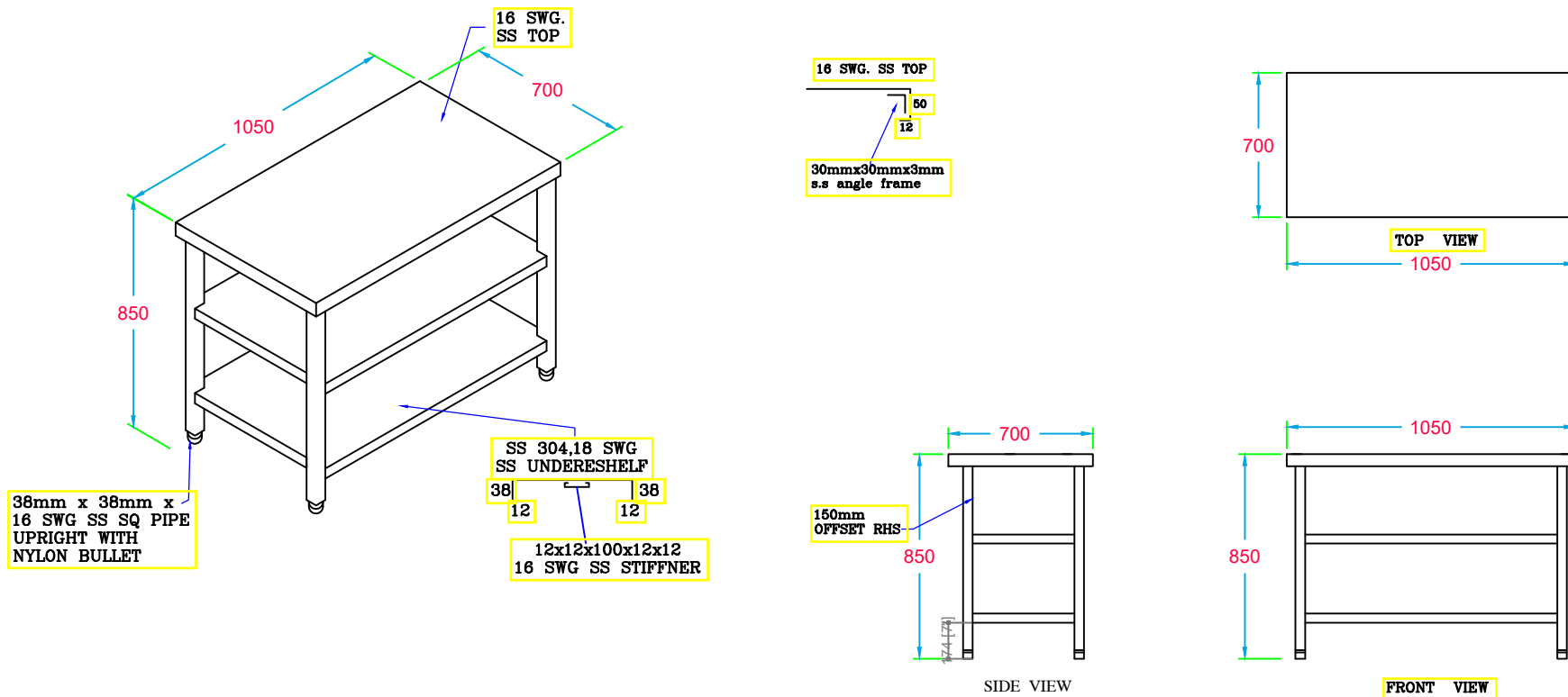
Eq.No :WK-33


WORK TABLE WITH
2 U/S

Over All Size:- 1050 x 700 x 850Ht.

Qty:- 01No.

DRAWING : DIMENSIONS ARE IN MM



TITLE :	WANCHAY KITCHEN	REV. NO :	---	DESIGN BY	Sign	 Travel Food Services
		DATE :	27-11-2024	DWN. BY : FAHEEM		
PROJECT :	DELHI - FOOD COURT	SCALE :	N.T.S.	CHKD BY: SAEED K.		
				APRVD BY:		

TRAVEL FOOD SERVICES

Eq.No :WK-34

2 DOOR VERTICAL CHILLER WITH LOCKABLE CASTOR WHEELS (2 Nos.WITH BREAK INFRONT & 2 Nos. WITHOUT BREAK) & HEATING ELEMENT FOR DRAIN (BLUE STAR-RC2D550N)

Over All Size:- 700 x 765 x 1997

Qty:- 02Nos.

DRAWING : DIMENSIONS ARE IN MM

PROFESSIONAL REFRIGERATION PRODUCTS
Whenever you want fresh to remain fresh.


Commercial refrigeration is our forte, with over thirty years of experience backing us. We have understood the market over the years and are aware that customers look for tools and instruments that are functional, efficient and versatile, the kind that can help in their daily work. So we build products that can meet their needs with ease. By offering reliable, functional and diversified products and applications, we have won their trust and confidence over the years.

REACH-IN CHILLERS AND FREEZERS
Easy storage meets accurate temperature control.

These products are designed and tested to deliver optimum performance in harsh Indian conditions like high ambient temperature, rough usage, transportation and high humidity, designed by Italian experts and manufactured to strict quality and production standards, these products have been tested at internationally accredited labs. The Controllers used by us are from internationally acclaimed brands. Testing is carried out to bring out the true performance of the product from various standpoints like reliability, transportation conditions to be encountered, electrical fluctuations and the entire life cycle. The stainless steel used is of food grade quality. The inner lining is made with SS304 or SS201 both which makes it safe even if food accidentally comes into contact with the inner surface. These units can also be offered with the option of SS shelves.


FEATURES

- Tropicalised for high ambient temperatures
- Eco-friendly refrigerant
- Food grade stainless steel unit
- Odourless operation due to continuous air circulation
- Uniform cooling by forced air circulation
- Self-closing doors
- Rounded corners
- Adjustable tray slides
- Auto defrost
- Removable gasket for easy cleaning
- LED Light for visibility



Technical Specifications

Description	Reach-In Chillers					
	RC10700GP	RC401455GP	RC20700GC	RC401455GC	RC20550NP	RC401300NP
Capacity (Litrs)	650	1350	650	1350	600	1200
Temperature Range	0° - +12°C	0° - +12°C	0° - +12°C	0° - +12°C	0° - +10	0° - +10
No. of Doors	2	4	2	4	2	4
Type of Doors (In/Ex)	22-304/201	22-304/201	22-301/201	22-301/201	SS201/SS201	SS201/SS201
Shelves Qty	3	6	3	6	3	6
Light	Yes	Yes	Yes	Yes	No	No
Refrigerant Gas (Type/Charge)	R290/100g	R290/120g	R290/100g	R290/120g	R290/100g	R290/100g
Discharge Frequency (1/Min)	220/240V/50Hz	220/240V/50Hz	220/240V/50Hz	220/240V/50Hz	220/240V/50Hz	220/240V/50Hz
Power (Watt)	250	600	250	600	300	490
Current (Amp)	1.3	3.3	1.3	3.3	3.2	5.5
Defrost	Automatic	Automatic	Automatic	Automatic	Automatic	Automatic
Temperature Display (LED)	Yes	Yes	Yes	Yes	Yes	Yes
External Dimension (W x D x H) mm	700 x 880 x 2043	1400 x 880 x 2043	700 x 880 x 2043	1400 x 880 x 2043	700 x 765 x 1997	1200 x 760 x 1997
Net Weight (kg)	112	190	112	190	85	90
Gross Weight (kg)	122	204	122	204	120	130

TITLE :	WANCHAY KITCHEN	REV. NO :	---	DESIGN BY	Sign	 Travel Food Services
		DATE :	27-11-2024	DWN. BY : FAHEEM		
		PROJECT :	DELHI - FOOD COURT	SCALE :	N.T.S.	
				APRVD BY:		

TRAVEL FOOD SERVICES

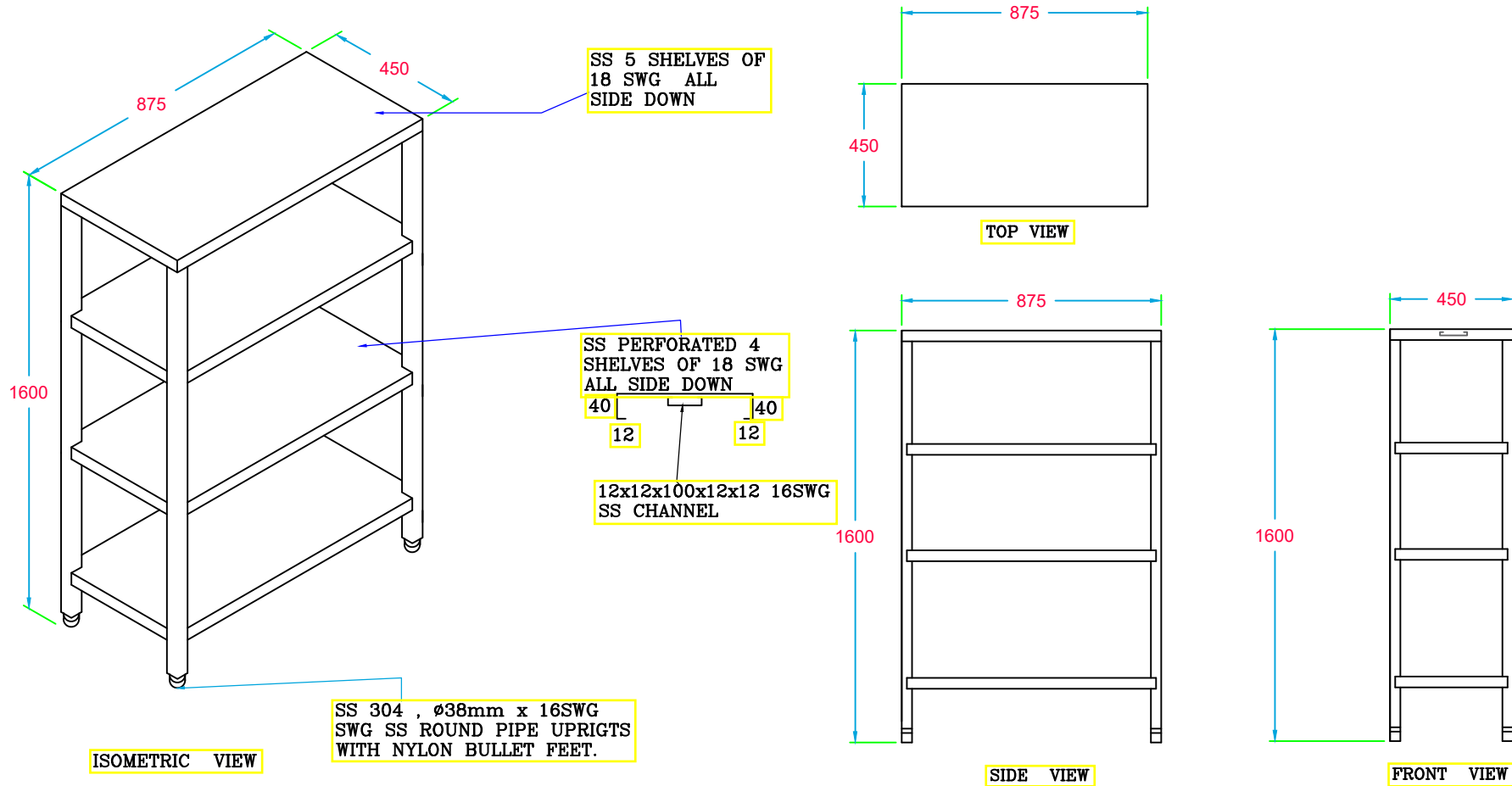
Eq.No :WK-35

SS STORAGE RACK 4
TIER SHELF


Over All Size:- 875 x 450 x 1600

Qty:- 02Nos.

DRAWING : DIMENSIONS ARE IN MM



TITLE :	WANCHAY KITCHEN	REV. NO :	---	DESIGN BY	Sign
		DATE :	27-11-2024	DWN. BY : FAHEEM	
PROJECT :	DELHI - FOOD COURT	SCALE :	N.T.S.	CHKD BY: SAEED K.	
				APRVD BY:	



Travel Food Services

TRAVEL FOOD SERVICES

Eq.No :WK-37

**KNEE OPERATED HAND WASH
SINK WITH HOT & COLD WATER CONNECTION & WITH TISSUE HOLDER & SOAP
DISPENSER PROVISION OPEN FROM BACK SIDE & DOOR INFRONT**

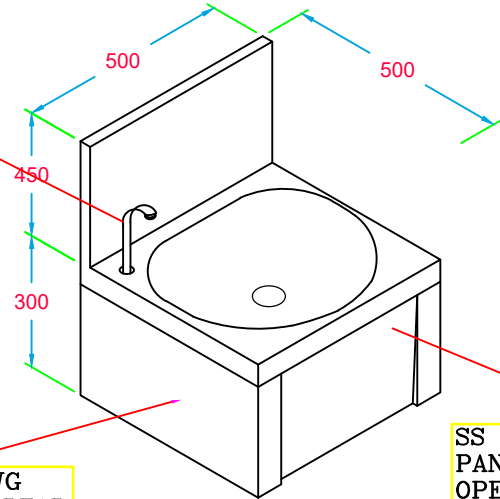
Over All Size:- 500 x 500 x 300+450Spl.

Qty:- 01No.

DRAWING : DIMENSIONS ARE IN MM

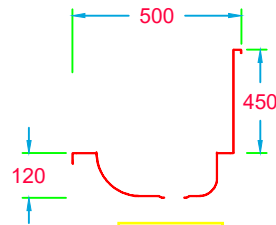


OPERATED FAUCET



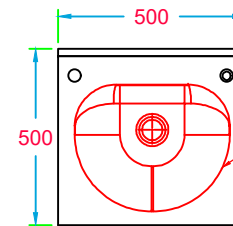
SS 20 SWG COVERING REAR & BOTH SIDE

SS 18SWG FRONT PANEL FOR KNEE OPERATED VALVE



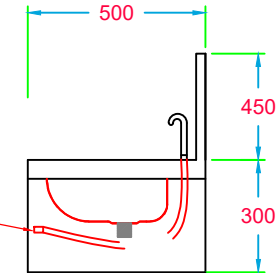
DETAIL

ISOMETRIC VIEW



DEEP DRAWN ELLIPTICAL BOWL

TOP VIEW



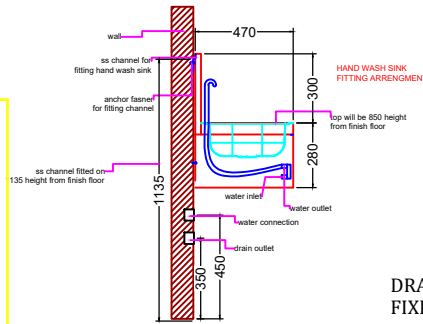
WATER INLET

SIDE VIEW

KNEE OPERATED HAND WASH SINK
Additional Accessories : HOT & COLD WATER CONNECTION & WITH TISSUE HOLDER & SOAP DISPENSER PROVISION OPEN FROM BACK SIDE.

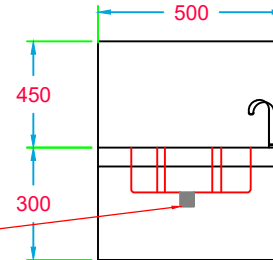
Heavy Duty Imported Foot Valve And Spout

Made in AISI 304 : 1.2 MM Thickness
Additional Accessories : SS Waste Coupling 1.5" BSP With PVC Flexible Hose
Inlet Source ISOMETRIC VIEW



SIDE ELEVATION FOR KNEE OPERATED HAND WASH SINK UNIT

DRAIN PIPE FIXING



FRONT VIEW

TITLE :

**WANCHAY
KITCHEN**

REV. NO :

DESIGN BY

Sign

DATE :

27-11-2024

DWN. BY : FAHEEM

PROJECT :

DELHI - FOOD COURT

SCALE :

N.T.S.

CHKD BY: SAEED K.

APRVD BY:



Travel Food Services

TRAVEL FOOD SERVICES

Eq.No :WK-38

GREASE TRAP
(NUGREEN-NGT8)


Over All Size:- 262 x 355 x 280Ht.

Qty:- 01No.

DRAWING : DIMENSIONS ARE IN MM



Nugreen Grease separator " NGT 8/14/20/30/40/50/70/100 "									
Grease Trap SS 304	Inlet/ Outlet (mm)	Holding Capacity (Litre)	Flow (Lit/min)	Bottom to Centre of Inlet (A) (mm)	Bottom to Centre of outlet (B) (mm)	Width (mm)	Length (mm)	Height (mm)	Grease capacity (kg)
NGT 8	50	15.9	18	177	177	262	355	280	3
NGT 14	50	25.5	28	203	193	337	404	303	7
NGT 20	60	34.3	38	203	193	362	503	303	9
NGT 30	75	47.5	57	256	246	400	512	343	13
NGT 40	87.5	57.5	75.5	287	277	400	562	375	18
NGT 50	87.5	72	95	300	290	437	612	412	23
NGT 70	87.5	104	132	353	343	450	712	481	32
NGT 100	112	156	189	406	396	556	762	537	45

TITLE :	WANCHAY KITCHEN	REV. NO :	---	DESIGN BY	Sign	 Travel Food Services
		DATE :	27-11-2024	DWN. BY : FAHEEM		
		SCALE :	N.T.S.	CHKD BY: SAEED K.		
PROJECT :	DELHI - FOOD COURT			APRVD BY:		

TRAVEL FOOD SERVICES

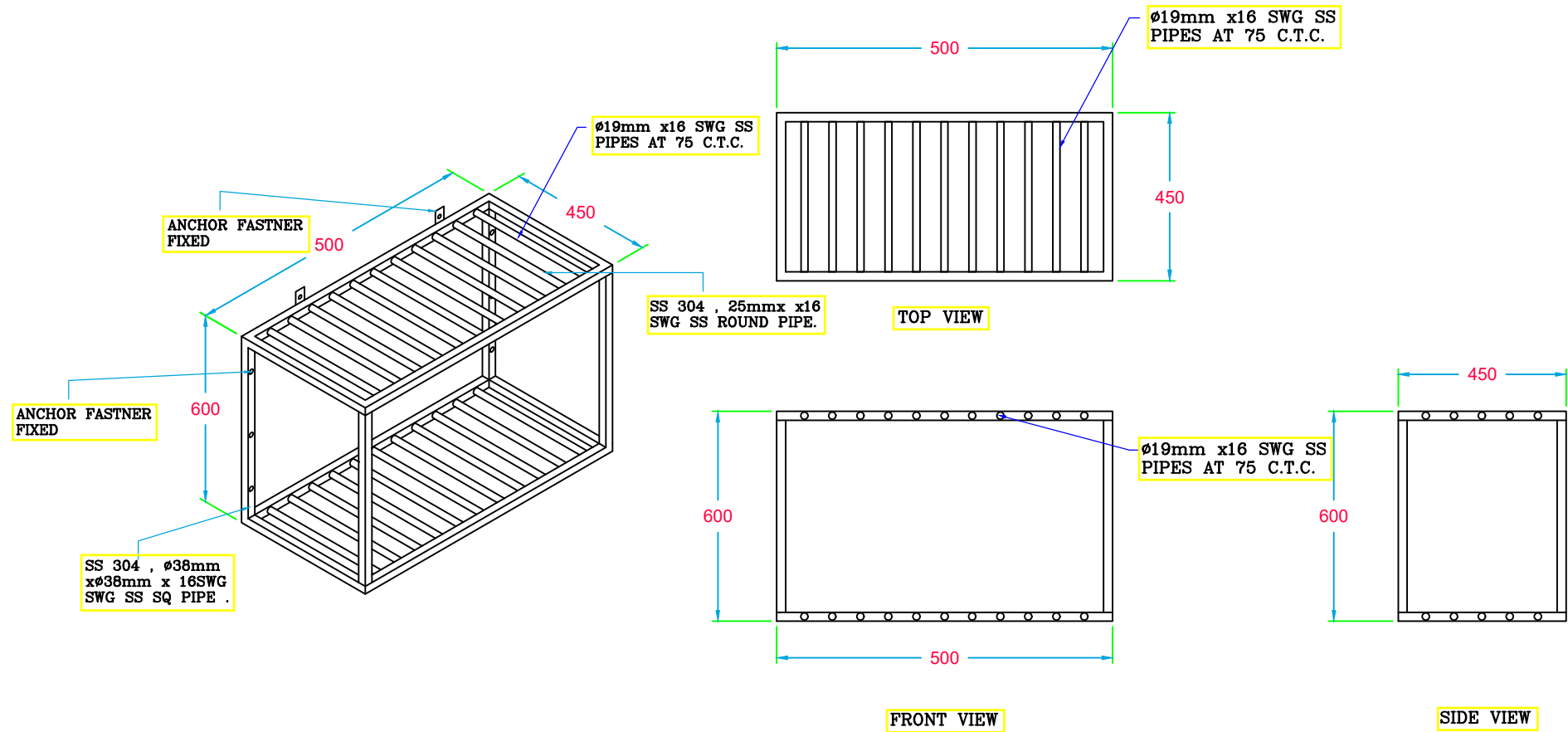
Eq.No :WK-39

SS WALL MOUNTED CHEMICAL
STORAGE RACK

Over All Size:- 500 x 450 x 600

Qty:- 01No.

DRAWING : DIMENSIONS ARE IN MM



TITLE :	WANCHAY KITCHEN	REV. NO :	---	DESIGN BY	Sign
		DATE :	27-11-2024	DWN. BY : FAHEEM	
PROJECT :	DELHI - FOOD COURT	SCALE :	N.T.S.	CHKD BY: SAEED K.	
				APRVD BY:	



TRAVEL FOOD SERVICES

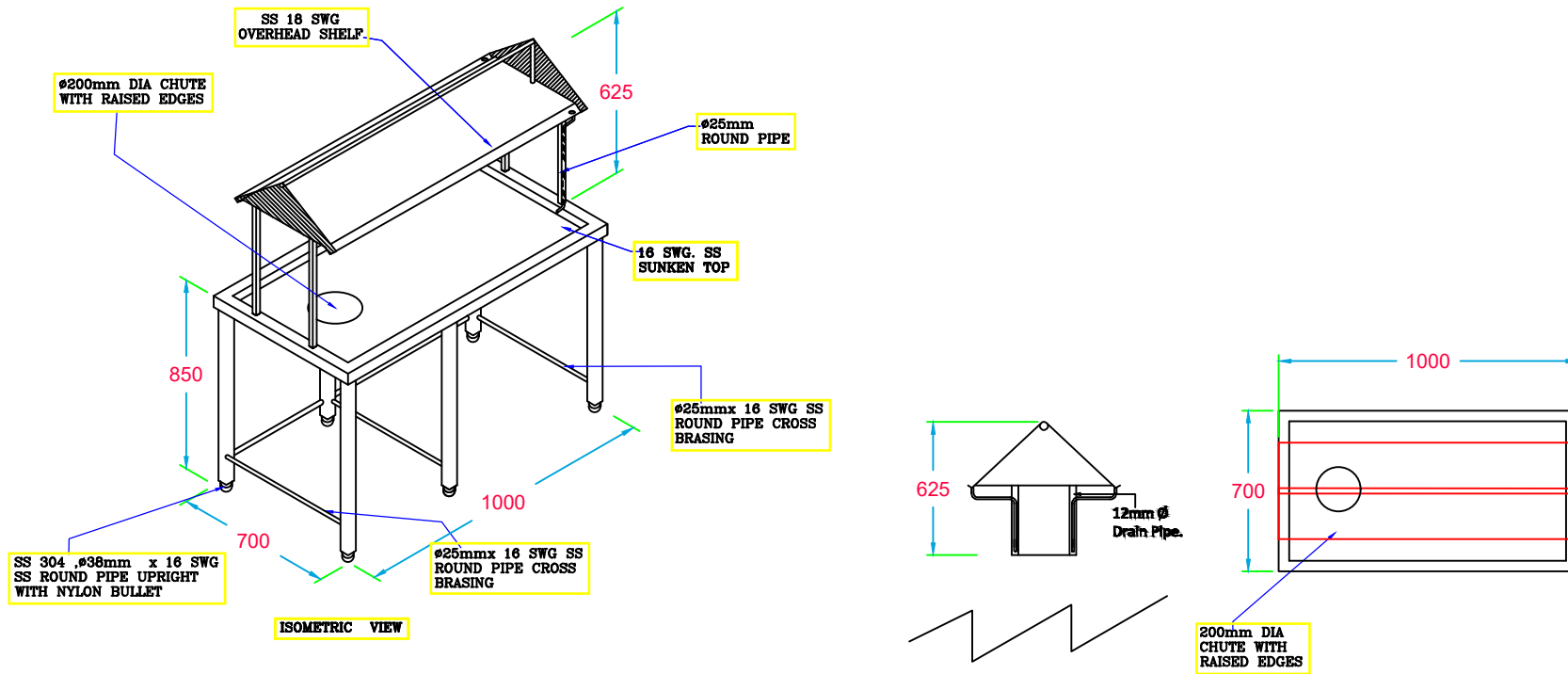
Eq.No :DW-01

4" DEEP DISH LANDING TABLE
W/GLASS RACK

Over All Size:- 1000 x 700 x 850 + 500+125 O/S

Qty:- 01No.

DRAWING : DIMENSIONS ARE IN MM



TITLE :	WANCHAY KITCHEN	REV. NO :	---	DESIGN BY	Sign
		DATE :	27-11-2024	DWN. BY : FAHEEM	
		SCALE :	N.T.S.	CHKD BY: SAEED K.	
PROJECT :	DELHI - FOOD COURT			APRVD BY:	



TRAVEL FOOD SERVICES

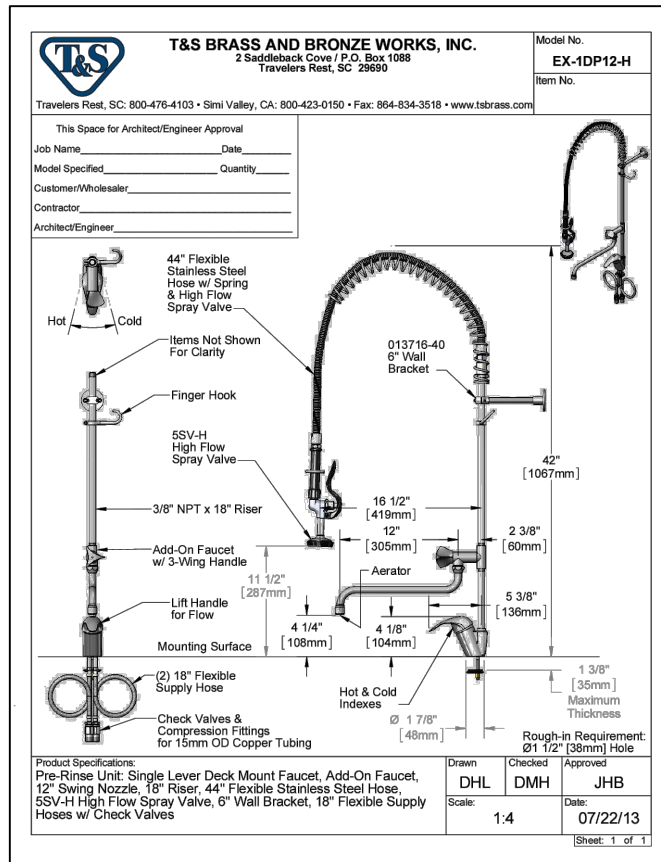
Eq.No :DW-04

PRE RINSE SPARY UNIT - DECK MOUNTED (EX-1DP12-HT)

Over All Size:- STD

Qty:- 01No.

DRAWING : DIMENSIONS ARE IN MM



TITLE :	WANCHAY KITCHEN	REV. NO :	---	DESIGN BY	Sign
		DATE :	27-11-2024	DWN. BY : FAHEEM	
PROJECT :	DELHI - FOOD COURT	SCALE :	N.T.S.	CHKD BY: SAEED K.	
				APRVD BY:	



TRAVEL FOOD SERVICES

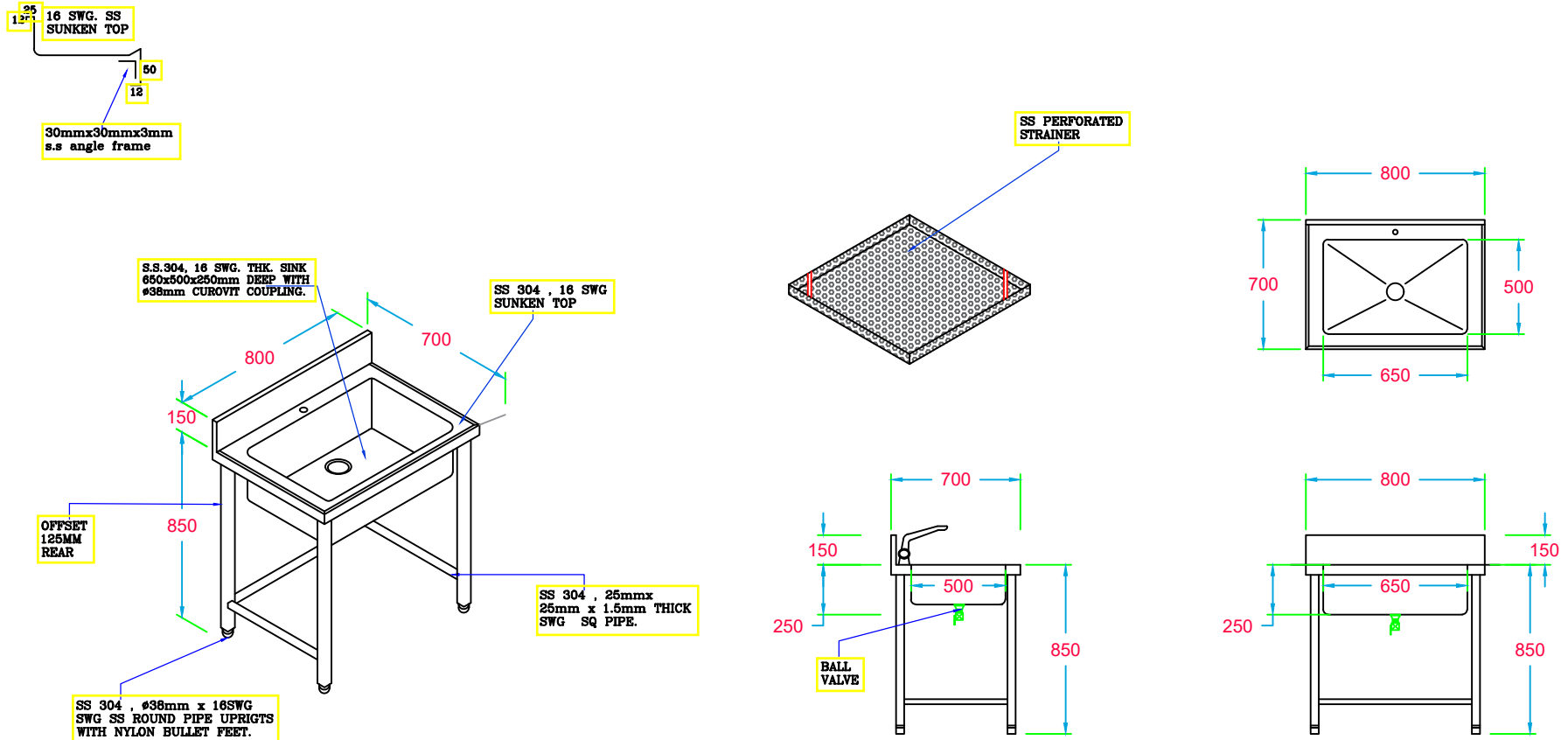
Eq.No :DW-05

**POT WASH CUM DISH WASH SINK AND CROSS SUPPORT
WITH STRAINER BASKET (650 x 500 x 250 Deep)**

Over All Size:- 800 x 700 x 850 + 150SPL

Qty:- 01No.

DRAWING : DIMENSIONS ARE IN MM



TITLE :	WANCHAY KITCHEN	REV. NO :	---	DESIGN BY	Sign
		DATE :	13-11-2024	DWN. BY : FAHEEM	
PROJECT :	DELHI - FOOD COURT	SCALE :	N.T.S.	CHKD BY : SAIED K.	
				APRVD BY :	



Travel Food Services

TRAVEL FOOD SERVICES

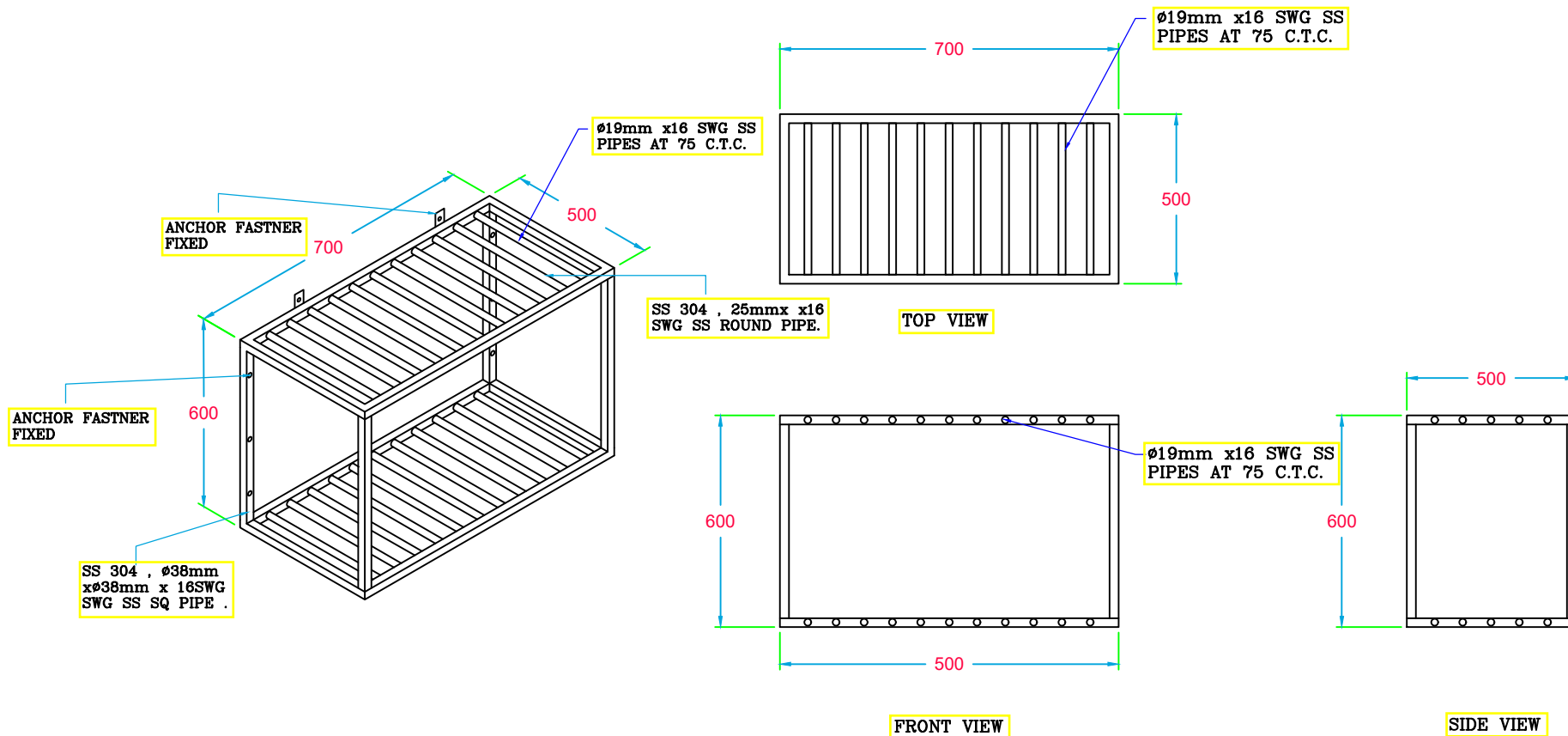
Eq.No :DW-06

SS WALL MOUNTED RACK
2 SHELF

Over All Size:- 750 x 500 x 600

Qty:- 01No.

DRAWING : DIMENSIONS ARE IN MM



TITLE :	WANCHAY KITCHEN	REV. NO :	---	DESIGN BY	Sign	 Travel Food Services
		DATE :	27-11-2024	DWN. BY : FAHEEM		
PROJECT :	DELHI - FOOD COURT	SCALE :	N.T.S.	CHKD BY: SAEED K.		
				APRVD BY:		

TRAVEL FOOD SERVICES


Eq.No :DW-07

DISHWASHER UNDERCOUNTER MACHINE (ELECTROLUX- 400202)

Over All Size:- 600 x 648 x 820


Qty:- 01No.

DRAWING : DIMENSIONS ARE IN MM



Warewashing Undercounter, pressure boiler, single skin, detergent & rinse aid dispensers, 540d/h

ITEM # _____
MODEL # _____
NAME # _____
SIS # _____
AIA # _____




400202 (ELID) Undercounter Dishwasher with pressure boiler, single skin, built-in detergent and rinse aid dispensers, 1 phase, 540d/h


Short Form Specification

Item No. _____

Unit shall be Electrolux Professional Undercounter dishwasher type hot water mixing using rack dimension of 500/500mm. Electrical characteristics to be 230 volts single phase 50Hz operation. Washing performance is ensured by a powerful wash pump, large capacity wash tank, upper and lower rotating spray arms. Soft start wash pump to avoid accidental breakage of crystal wares. Rinse temperature and pressure guaranteed by built in pressure boiler. Uses 3 liters of clean water per final rinse. Two automatic cycles for different types of wares. Double skin insulated door. 304 AISI stainless steel construction to include door, external panels, frame and wash tank. Electronic control with temperature display. Automatic self-cleaning cycle. The unit shall include detergent and rinse aid dispenser pumps and is equipped with electric cable.

APPROVAL: _____

 Experience the Excellence
www.electroluxprofessional.com



Warewashing Undercounter, pressure boiler, single skin, detergent & rinse aid dispensers, 540d/h

Electric

Supply voltage: 230 V/1 ph/50 Hz
400202 (ELID)
Default Installed Power: 3.65 kW
Boiler heating elements: 2.8 kW
Tank heating elements: 2 kW
Wash pump size: 0.736 kW

Water:

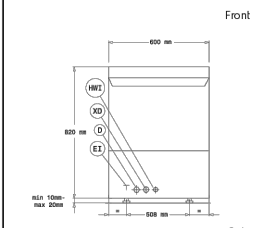
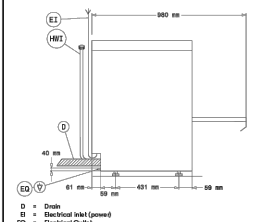
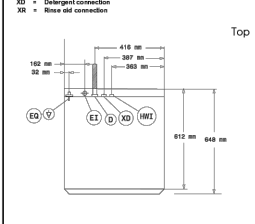
Pressure, bar min/max: 2-3 bar
Water supply temperature*: 50 °C
Drain line size: 40 mm
Inlet Water supply pressure: 29 - 44 psi (2 - 3 bar)
Washing tank capacity (lt): 35
Water consumption per cycle (lt): / 3
Boiler Capacity (lt): 5,8

Key Information:

Baskets per hour (fast/glasses/Multipurpose/Cups/intensive/MyEco): 30 / 0 / / / /
Working cycles time (sec.): 120/180 / / / /
Dishes per hour: 540 / 0 / / / /
Wash temperature: 55-65°C
Cell dimensions - width: 500 mm
Cell dimensions - depth: 500 mm
Cell dimensions - height: 330 mm
Rinse temperature: 80-90 °C
External dimensions, Width: 600 mm
External dimensions, Depth: 648 mm
External dimensions, Height: 820 mm
Packaging size (WxDxH): 690x620x920 mm

Sustainability

Noise level: <70 dBA

Legend:
D = Drain
EI = Electrical Inlet (power)
EO = Electrical Outlet
HWI = Hot water Inlet
XD = Detergent connection
XR = Rinse aid connection

Construction

- Unit to feature smooth surfaces to facilitate cleaning.
- Front and side panels, door and wash tank made in heavy duty anti-corrosive AISI 304 stainless steel.
- 304 stainless steel boiler with higher welding protection to increase resistance to corrosion.
- PVC water supply hose with metal connections resistant to high water pressure.
- Completely closed on the back by a cover plate.
- Single phase electrical connection.
- Element protection from dry fire and low water.
- Interchangeable wash/rinse arms screw out for simple clean up.
- The boiler drain facilitates the evacuation of stagnant water after long periods of inactivity to ensure a higher level of hygiene.
- Double skin insulated door to reduce heat dispersion.
- Large wash tank with round corners and no pipes

Warewashing Undercounter, pressure boiler, single skin, detergent & rinse aid dispensers, 540d/h

The company reserves the right to make modifications to the products without prior notice. All information correct at time of printing.

2024.11.01

TITLE :	<h3 style="margin: 0;">WANCHAY KITCHEN</h3>	REV. NO :	---	DESIGN BY	Sign
PROJECT :	<h3 style="margin: 0;">DELHI - FOOD COURT</h3>	DATE :	27-11-2024	DWN. BY :	FAHEEM
		SCALE :	N.T.S.	CHKD BY :	SAEED K.
				APRVD BY :	



TRAVEL FOOD SERVICES

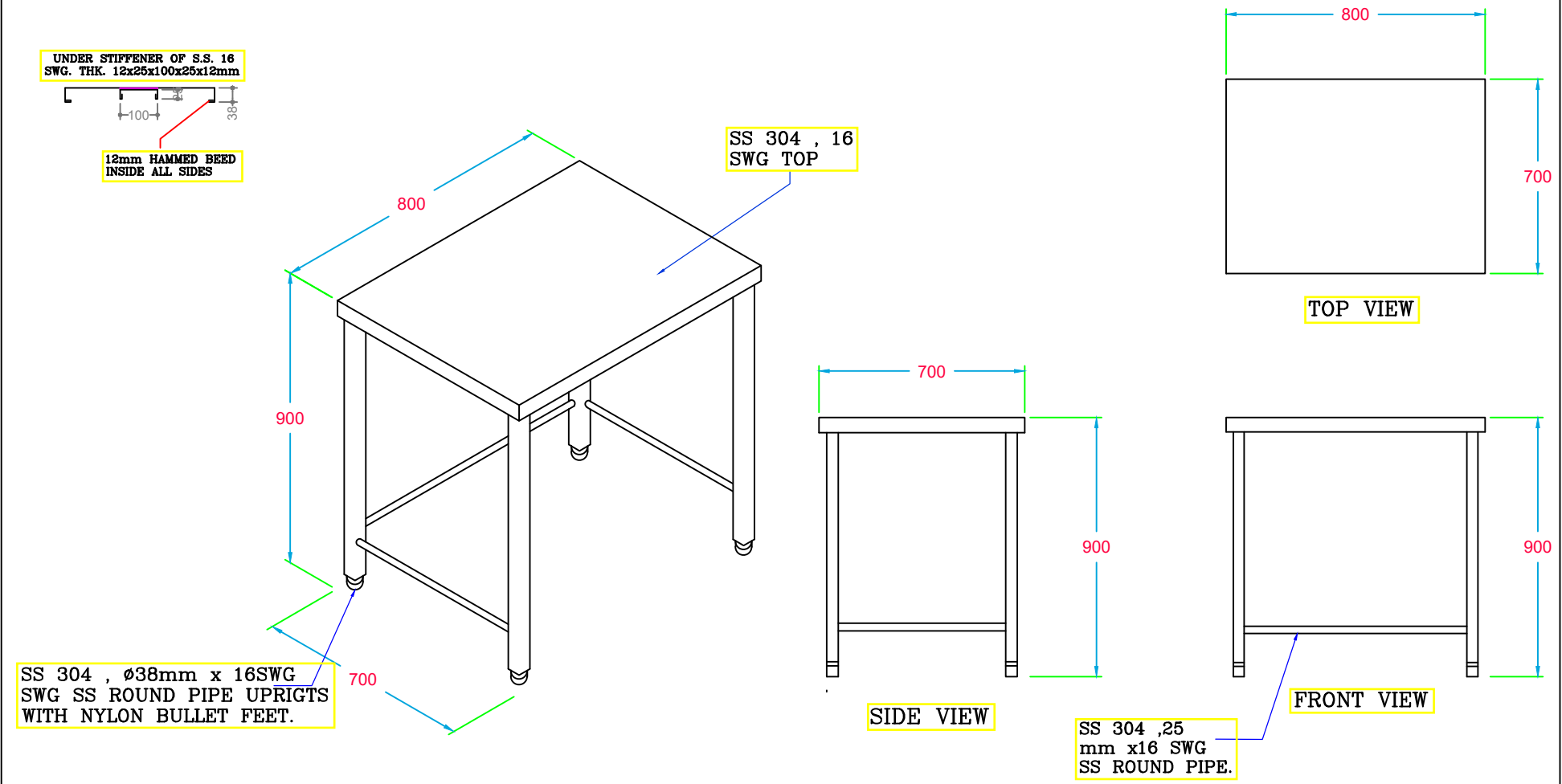
Eq.No :DW-08

WORK TABLE WITH CROSS
SUPPORT BELOW

Over All Size:- 800 x 700 x 850Ht. Inside clear

Qty:- 01No.

DRAWING : DIMENSIONS ARE IN MM



TITLE :	WANCHAY KITCHEN	REV. NO :	---	DESIGN BY	Sign
		DATE :	27-11-2024	DWN. BY : FAHEEM	
		SCALE :	N.T.S.	CHKD BY: SAEED K.	
PROJECT :	DELHI - FOOD COURT			APRVD BY:	

Travel Food Services

TRAVEL FOOD SERVICES

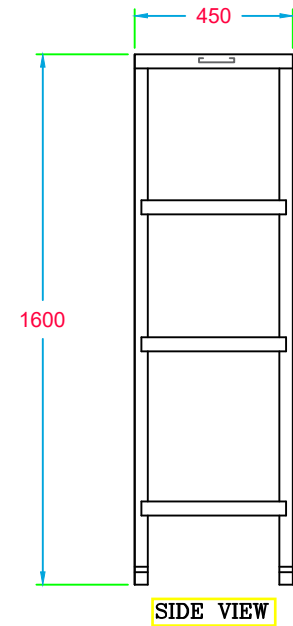
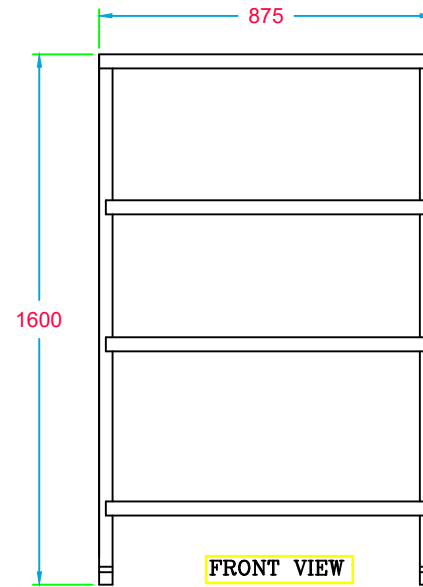
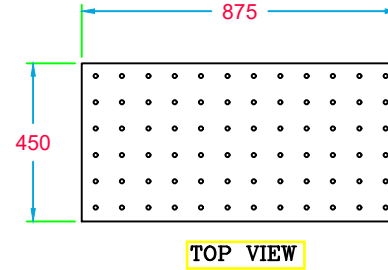
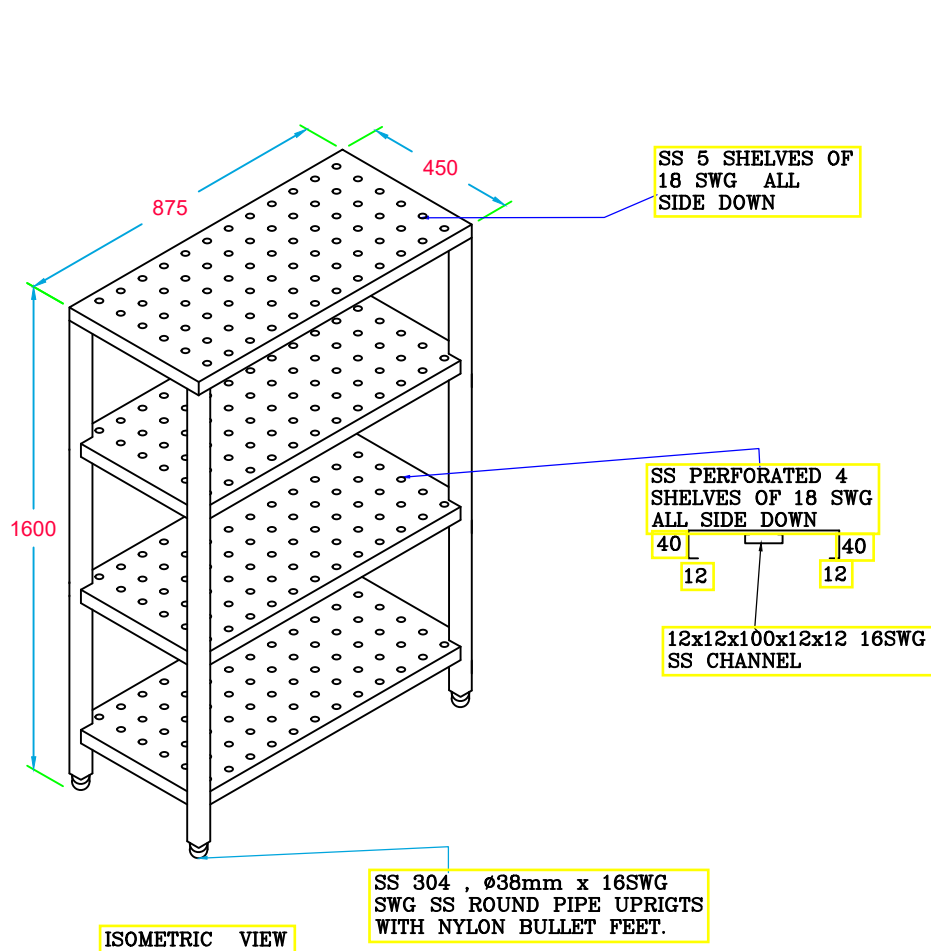
Eq.No :DW-09

SS CLEAN DISH RACK
4 TEIR

Over All Size:-875 x 450 x 1600

Qty:- 02Nos.

DRAWING : DIMENSIONS ARE IN MM



TITLE :	WANCHAY KITCHEN	REV. NO :	---	DESIGN BY	Sign	 Travel Food Services
		DATE :	27-11-2024	DWN. BY : FAHEEM		
PROJECT :	DELHI - FOOD COURT	SCALE :	N.T.S.	CHKD BY: SAEED K.		
				APRVD BY:		

TRAVEL FOOD SERVICES

Eq.No :SZ-01

MS. STAFF LOCKER
(FABRICATED/STD)

Over All Size:-450 x 300 x 1500Ht.


Qty:- 07Nos.

DRAWING : DIMENSIONS ARE IN MM



Material Mild Steel
Lock Type Mechanical Key
Loc

Industrial locker made by mild steel. Industrial locker having doors with lock and ventilation holes. Industrial locker having rigid structure. Industrial locker made of sheet thickness. Industrial locker is powder coated.

TITLE :	WANCHAY KITCHEN	REV. NO :	---	DESIGN BY	Sign	 Travel Food Services
		DATE :	27-11-2024	DWN. BY : FAHEEM		
PROJECT :	DELHI - FOOD COURT	SCALE :	N.T.S.	CHKD BY: SAEED K.		
				APRVD BY:		