

PROJECT

BAR

BLOCK

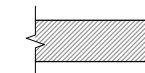
GRUB HUB UNA

General Notes :

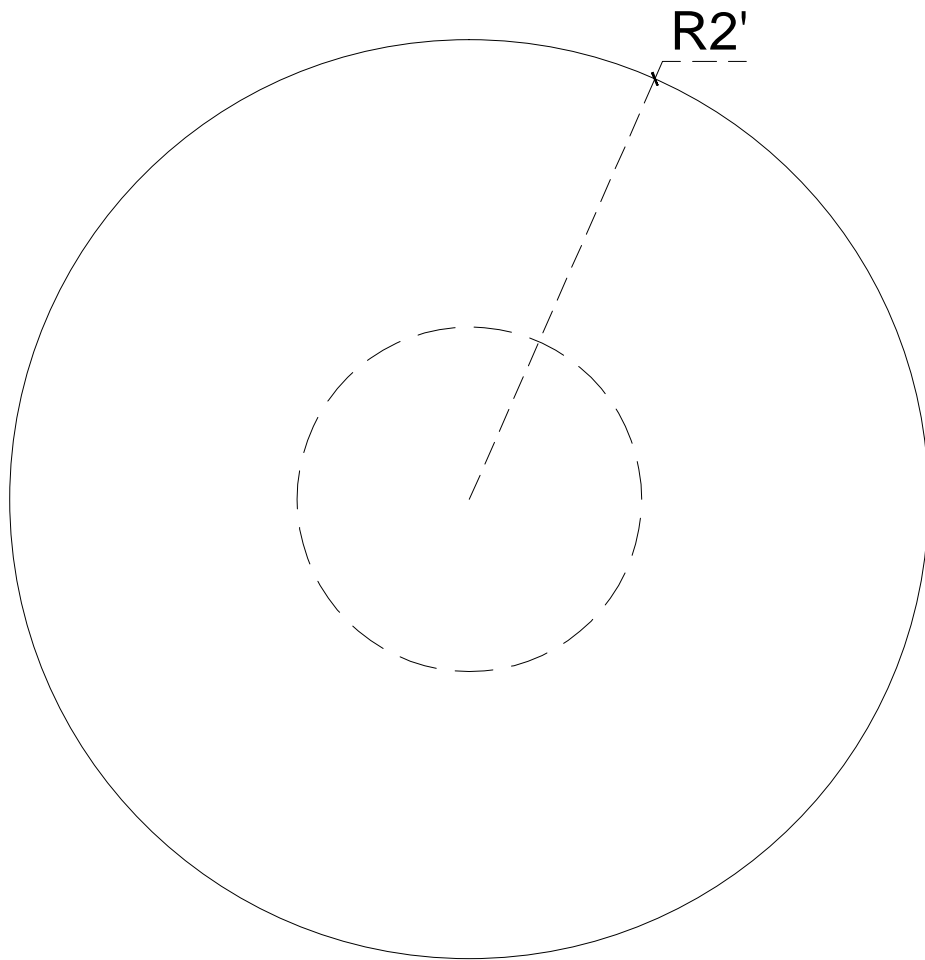
1. All dimensions are in millimeters, Unless mentioned.
2. Dimensions are to be read and not to be scaled.
3. The contractors must verify all dimensions on site and refer the relevant STRUCTURAL and other MEP drawings before commencing any work or preparing shop drawings, and in case any discrepancy is noticed the same shall be brought to the notice of the architect and shall be clarified before execution of work.
4. Refer this drawing along with the other relevant architectural, structural and MEP services drawings.
5. All Sill & Lintel levels to be considered from FFL



REFERENCE IMAGE FOR MODULAR MS LEG



NOSING DETAIL ON STONE TABLE TOP

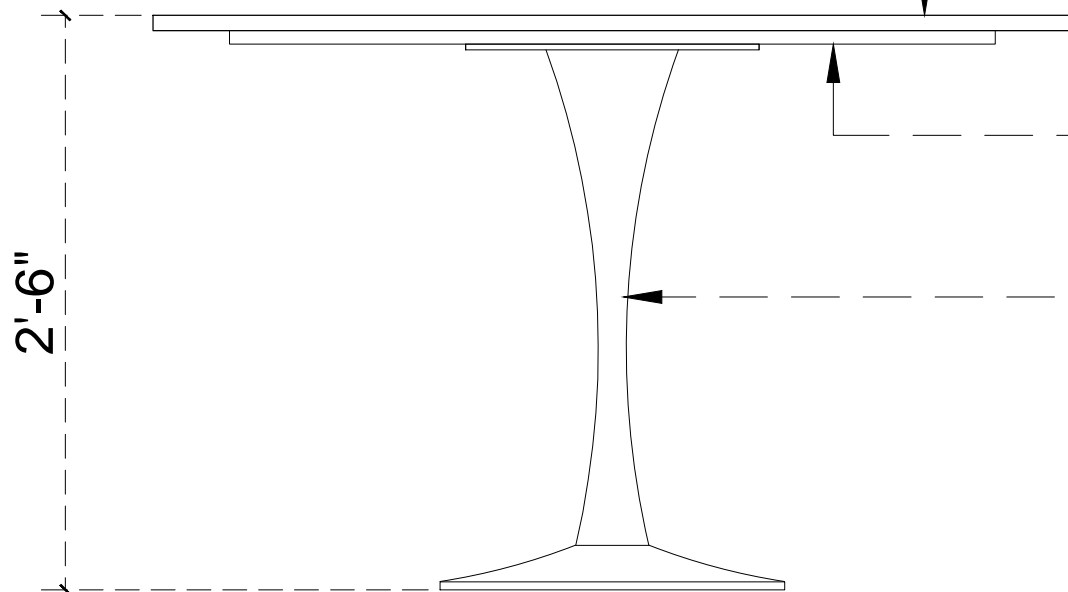


PLAN-T04

20MM GRANITE TABLE TOP

18MM PLY BOARD TO SUPPORT GRANITE TOP

MODULAR MS TABLE LEGS AS/ REFERENCE IMAGE



ELEVATION-T04

Rev.	Date	Description	Approved
Revision Index			

CLIENT
TFS (R&R) PVT. LTD.

ARCHITECTS

PLUGD
Ar. Ritika Malik & Ar. Sourabh Khurana
1st Floor, C-78, Sector-88, Noida - 201305

DRAWING TITLE
LOOSE TABLE DETAIL

<input type="checkbox"/> FOR TENDER	DATE	PROJ ARCHITECT
<input type="checkbox"/> FOR INFORMATION	14-11-2024	DRAWN
<input checked="" type="checkbox"/> FOR EXECUTION	SCALE	MANIS
<input type="checkbox"/> FOR APPROVAL	NTS	CHECKED

DRAWING NO	REVISION
PL/UNAWD/FFB/LT-04	R0

PLUGD
C-78, Sector 88, Noida-201305

The contents of this drawing constitute the original and unpublished work of PLUGD and no part of the drawing shall be disclosed / modified / used in any manner without their prior consent.