



Martini Barr Measurements SHEETS. JMR

PO.NO	DESCRIPTION	LOCATION	UNIT	NO	D	W	H	QTY
	VINYL FLOORING ON EXISTING GRANITE FLOORING	ULTRA BAR	SMT			14.50	5.38	78.01
			SMT			6.23	2.87	17.88
			SMT			1.72	5.25	9.03
								104.92


 6/12/24


PO.NO	DESCRIPTION	LOCATION	UNIT	NO	REMARKS
	C SHAPED BAR COUNTER		RMT	12	
	BAR BACK COUNTER		NO	1	


(Mey)
 08/12/24
 2

PO.NO	DESCRIPTION	LOCATION	UNIT	NO	D	W	H	QTY
	SPORTS GRAPHICS PANELS	ULTRA BAR	SMT			2.37	2.80	✓ 6.62
						2.36	2.8	✓ 6.61
	HANGING SINAGE	ULTRA BAR	NO	1				✓ 1.00
	LOLLYPOP SINAGE	ULTRA BAR	NO	1				✓ 1.00
	LIGHT BOX	ULTRA BAR	NO					✓ 49.00
	PLANTER BOX MS	ULTRA BAR	NO					✓ 13.00
	HANGING LIGHT BOX	ULTRA BAR	RMT					✓ 12.00
	CO2 CYLINDER WITHOUT DOOR	ULTRA BAR	SQM					✓ 1.20

Handwritten:
 (Signature)
 08-02-24

Handwritten:
 (9)

PO.NO	DESCRIPTION	LOCATION	UNIT	NO	D	W	H	QTY
	ALUMINIUM PARTITION FRAMEWORK	ULTRA BAR	SMT			22.45	3.10	✓ 69.60
	12 MM PLYWOOD	ULTRA BAR	SMT	2		22.45	3.1	✓ 139.19
	LAMINATE OVER PLYWOOD	ULTRA BAR	SMT	1		22.45	3.1	✓ 69.60
	VENEER OVER PLYWOOD	ULTRA BAR	SMT			2.8	1.725	✓ 4.83
						1.91	0.84	✓ 1.60
						4.8	1.9	✓ 9.12
						14.5	2.8	✓ 40.60
				2		6.1	0.1	✓ 0.82 1.2
				2		0.1	0.77	✓ 0.08 0.15
				2		2.3	0.39	✓ 0.90 1.79
						2.5	0.75	1.88
						1.5	0.37	0.56
						0.8	2.8	2.24
	METAL SKIRTING		RMT					42.00
	BAR COUNTER DOOR		NO					1.00
								0.00
								0.00
								383.79


 02-02-24



ELE

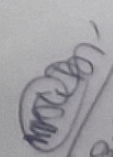

PO.NO	DESCRIPTION	LOCATION	UNIT	NO	REMARKS
	Primary light point with 6A switch	ULTRA BAR	NO	6	
	Signage point directly DB controlled	ULTRA BAR	NO	1	
	Secondary looping light point for normal circuits with 3 x 1.5mm ² wires	ULTRA BAR	NO	5	
	Control circuit wiring with 3 x 2.5mm ² wires for dimming	ULTRA BAR	NO	2	
	3pin/16A switched socket outlet with indicator as first point in circuit	ULTRA BAR	NOS	4	
	3pin/16A switched socket outlet with indicator looping point in circuit - max 3 sockets to be looped	ULTRA	NO	6	
	Wiring for 16A/20A/25A 1PH Power Point with 2x4mm ² +1x2.5mm ² wires	ULTRA BAR	M	411	
	3pin/16A switched socket outlet with indicator	ULTRA BAR	NO	33	
	Industrial type 20A plastic plug & socket with 20A SP MCB in surface or concealed as single point in circuit	ULTRA BAR	NO	7	
	Table socket power wiring with 3c x 2.5mm ² copper flexible ZHFR/ZHFR cable in under floor raceways/under floor conduits. (Note raceways and conduits measured separately) for RAW power.	ULTRA BAR	M	130	

MKP (2007)



 08/02/24

 5

S & I of 3pin, 6A switch/socket outlet for RAW power. Configuration shall be 2 nos for RAW power with 1no 16A switch with 1 no. of USB port shall be fixed on wall partition or as per the architect directed at site. All sockets shall be provided with surface mounting PVC or flush mounting MS concealed back box. Colour of SSO will be WHITE. Rate to consider with MS concealed back box and all the necessary hardware required.	ULTRA BAR	NO	4	
100x100x50mm GI Back box for Data /voice/TV outlets concealed inside the wall / partitions including all civil works	ULTRA BAR	NO	5	
5W/M LED STRIP IN COVE WITH ACRYLIC COVER 25MM WIDE, 3000K SUITABLE FOR DALI DIMMABLE BALLAST (BALLAST CONSIDERED SEPARATE)	ULTRA BAR	M	15	
10W/M LED CONCEALED STRIP WITH ACRYLIC COVER 25MM WIDE, 3000K SUITABLE FOR DALI DIMMABLE BALLAST (BALLAST CONSIDERED SEPARATE)	ULTRA BAR	RMT	11	
100 x 50mm x 1.6mm trunking with cover of 1.60mm thick on surface (25mm dia provision of knockout)	ULTRA BAR	M	12	
MAIN AAI POWER CABLE TERMINATION INTO METER	ULTRA BAR	no	1	
MS Powder Coated trunking with cover of size 100 x 100mm x1.60mm for DB drops and vertical drops in DB cupboards for wires	ULTRA BAR	M	4	


 08-02-24


	25mm dia 1.60mm thick MS BSE conduit		M	35	
	25mm dia GI flexible conduits complete with coupler at both ends with all hardware		M	18	
	MAIN DB WITH ELR, CBCT & SHUNT TRIP		NO	1	
	125A, TP+NL, FIXED, 25kA, MCCB, in MS Enclosure with cable end box for termination		NO	1	
	CEILING HANGING LIGHT FIXING		NO	12	
	8SWG GI wire		M	42	


 02-24


PO.NO	DESCRIPTION	LOCATION	UNIT	NO	REMARKS
	RO WATER CONNECTION PIPE LINE 20 CPVC	ULTRA BAR	RMT	✓ 2.1	
	RO WATER POINT	ULTRA BAR	NO	✓ 4	
	RO WATER LINE BALL VALVE	ULTRA BAR	NO	✓ 2	
	DOMESTIC WATER PIPE LINE 20 CPVC	ULTRA BAR	RMT	✓ 47.2	
	DOMESTIC WATER PIONT	ULTRA BAR	NOS	✓ 2	
	HOT WATER LINE	ULTRA BAR	RMT	✓ 6.9	
	GEASER	ULTRA BAR	NO	✓ 1	
	GEASER HOT AND COLD WATER MIXTURE	ULTRA BAR	NO	✓ 1	
	WASH BASIN	ULTRA BAR	NO	✓ 1	
	COCKTAIL SINK FIXING	ULTRA BAR	NO	✓ 1	
	FLOOR DRAIN PIPE	ULTRA BAR	RMT	✓ 10.5	
	OXYGEN PIPE LINE 2" CPVPC PIPE	ULTRA BAR	RMT	✓ 12	
	OXYGEN PIPE LINE L BOW	ULTRA BAR	NO	✓ 6	
	GRECE TRAP PIPE LINE	ULTRA BAR	RMT	✓ 4	
	GRECE TRAP L BOW	ULTRA BAR	NO	✓ 6	
	FLEXIBLE CONNECTION PIPE	ULTRA BAR	NO	✓ 9	
	COCKTAIL OUT WATER PIPE LINE CPVC	ULTRA BAR	RMT	✓ 5	
	COCKATIL OUT WATER PIPE LINE L BOW	ULTRA BAR	NO	✓ 6	
	WATER METER	ULTRA BAR	NO	✓ 1	


 08/02/24


PO.NO	DESCRIPTION	LOCATION	UNIT	NO	D	W	H	QTY
	AAI FALSE CEILING REMOVING AND REFIXING FOR CIVIL & PLUMBERING ,ELECTRIC	ULTRA BAR	SMT	3		2.00	8.00	48.00 ✓
	BARRICATION REMOVING AND REFIXING	ULTRA BAR	SMT			32.5	2.8	91.00 ✓
	PLY BOXING WITH 2 DOOR FOR GEASER	ULTRA BAR	SQF			1.11	2	2.22 ✓
	EXISTING AAI OUTPUT FINISHING WITH SAME GRANITE	ULTRA BAR	NO	4				4.00 ✓
	ELECTRIC DB PANNEL WARDROW 6 DOOR	ULTRA BAR	SQF			9	5.45	49.05 ✓
	WOODEN PROFILE 3"	ULTRA BAR	RMT					22.45 ✓
	SMALL WARDROW FOR STORAGE 2 DOOR WITH 2 INTERMIDITE SELVES	ULTRA BAR	SQF			4.4	2.8	12.32 ✓
	DUSTBIN DOOR	ULTRA BAR	SQFT			1.11	2.1	1.20 ✓
	INTERMEDIATE SELVES IN BAR BACK COUNTER	ULTRA BAR	SQFT	8		2	1.6	25.60 ✓
				3		2	3	18.00 ✓
	CASH COUNTER WITH LAMINATE FINISH	ULTRA BAR	SQFT			1.8	1.8	3.24 ✓
	CO2 CYLINDER BOX DOOR WITH VENEER FINISH	ULTRA BAR	SQFT			4.11	1.3	5.34 ✓
	DISPLAY RACK WITH VENEER FINISH	ULTRA BAR	SQFT			7.7	0.7	5.39 ✓
	CORNOR GUARD	ULTRA BAR	RFT					6.00 ✓
	VEENER VAOURCURE POLISH	ULTRA BAR	SQFT			2.8	1.725	4.83 ✓
						1.91	0.84	1.60 ✓
						4.8	1.9	9.12 ✓
						14.5	2.8	40.60 ✓
						6.1	0.77	4.70 ✓
				2		6.1	0.1	1.22 ✓
				2		0.1	0.77	0.15 ✓
				2		2.3	0.39	1.79 ✓
						2.5	0.75	1.88 ✓
						1.5	0.37	0.56 ✓
						0.8	2.8	2.24 ✓
	MS STAND FOR DVR BOX	ULTRA BAR	SQFT			1.9	1.4	2.66 ✓

08/02/24
 9

EXISTING SERVICE STATION REPAIRING WORK 4 HINGES CHANGE AND FIXING	ULTRA BAR	NO					1.00
GLASS WOOL	ULTRA BAR	SMT			21.5	2.6	55.90
FOOTREST STAND FOR BAR COUNTER WITH PVD COATING	ULTRA BAR	RFT					38.00
WALL BEAM	ULTRA BAR	SQFT			22.45	0.3	6.74
SIDE DOOR FOR OPERATION PURPOSE	ULTRA BAR	SQFT			1.11	3	3.33
PAINTING IN PLANTER BOX		SQFT	13		2	4.2	8.40

mm
 58-02-24
 10

