



SM INFRA SERVICES LLP

Builder Contractor PMC Consultancy



What we Deliver, We Commit


TAX INVOICE		Original for Recipient	
Company Name :-		SM INFRA SERVICES LLP	
Complete Business Address :-		FARIDABAD	
GST NO:-		06AFEF55758Q1Z4	
State Name :-		HARYANA	
State Code :-		,06	
Tax is Payable On Reverse Charge :-		NO	
Invoice No.:-		GST/HR/24-25/041	
Invoice Date :-		18.10.2024	
Details of Receiver			
Name :-		TRAVEL FOOD SERVICES PRIVATE	
ADDRESS		New Terminal 1, Indira Gandhi International Airport,	
State Name :-		AIRPORT T-1 (KFC Structure work)	
PO NO.:-		TF SPL/PO/24-25/000328	
GST NO:-		07AADCB2762L2ZJ	
BILL STATUS		RUNNING INVOICE	
DISCRIPTION			AMOUNT
1	STRUCTURE WORK	SAC CODE- 995419	134508
TOTAL PO VALUE= 538034			
THIS INVOICE IS @25% OF PO VALUE			
TOTAL			134508
IGST @ 18%			24211
Round Off +/-			
TOTAL BILL VALUE			158719
(One Lacs Fifty Eight Thousand Seven Hundred Nineteen Only.)			
SM INFRA SERVICES LLP			
			
AUTHORISED SIGNATORY			

SM INFRA SERVICES LLP :

ADD: -B-657, 1ST FLOOR GATE NO.-7,
GREEN FIELD FARIDABAD - 121010
M.NO:- 9643462725, 9999923691

ItemCode : Bmr/Item		Structure work		Item Name		UOM	Remarks	Quantity	Supplier Rate	Amount	work done KA amount
Sr No	Item Code	Item Name	UOM	Remarks	Quantity	Supplier Rate	Amount	work done KA amount			
1	MB-1	SECTION RHS 200x100x6 UNIT WEIGHT (Kg m) 26.4 LENGTH (mm) 5480 Nos. 3 TOTAL LENGTH (m) 16.44 TOTAL WEIGHT (Kg) 434.016	KG	MAIN BEAM	434.02	175.00	75,953.50	0.85	64,560.48		
2	A-6	SECTION ISA 50x50x6 UNIT WEIGHT (Kg m) 4.5 LENGTH (mm) 830 Nos. 4 TOTAL LENGTH (m) 3.72 TOTAL WEIGHT (Kg) 16.74	KG	CHG. PLATE SUPPORT	16.74	175.00	2,929.50	0.85	2,490.08		
3	STB-1	SECTION RHS 200x100x6 UNIT WEIGHT (Kg m) 26.4 LENGTH (mm) 975 Nos. 1 TOTAL LENGTH (m) 0.975 TOTAL WEIGHT (Kg) 25.74	KG	STUB COLUMN	25.74	175.00	4,504.50	0.85	3,828.83		
4	STB-2	SECTION RHS 200x100x6 UNIT WEIGHT (Kg m) 26.4 LENGTH (mm) 350 Nos. 6 TOTAL LENGTH (m) 2.1 TOTAL WEIGHT (Kg) 55.44	KG	STUB COLUMN	55.44	175.00	9,702.00	0.85	8,246.70		
5	PL-6	SECTION SHS 50x50x3.6 UNIT WEIGHT (Kg m) 4.98 LENGTH (mm) 2240 Nos. 2 TOTAL LENGTH (m) 4.48 TOTAL WEIGHT (Kg) 22.3104	KG	PURLIN	22.31	175.00	3,904.25	0.85	3,318.61		
6	MB-3	SECTION RHS 200x100x6 UNIT WEIGHT (Kg m) 26.4 LENGTH (mm) 7135 Nos. 1 TOTAL LENGTH (m) 7.135 TOTAL WEIGHT (Kg) 188.384	KG	MAIN BEAM	188.36	175.00	32,963.00	0.85	28,018.55		
7	MB-2	SECTION RHS 200x100x6 UNIT WEIGHT (Kg m) 26.4 LENGTH (mm) 5480 Nos. 1 TOTAL LENGTH (m) 5.48 TOTAL WEIGHT (Kg) 144.936	KG	MAIN BEAM	144.94	175.00	25,364.50	0.85	21,559.83		
8	A-8	SECTION ISA 50x50x6 UNIT WEIGHT (Kg m) 4.5 LENGTH (mm) 1150 Nos. 4 TOTAL LENGTH (m) 4.76 TOTAL WEIGHT (Kg) 21.42	KG	CHG. PLATE SUPPORT	21.42	175.00	3,748.50	0.85	3,186.23		
9	PL-3	SECTION SHS 50x50x3.6 UNIT WEIGHT (Kg m) 4.98 LENGTH (mm) 1670 Nos. 1 TOTAL LENGTH (m) 1.67 TOTAL WEIGHT (Kg) 8.3166	KG	PURLIN	8.32	175.00	1,456.00	0.85	1,237.60		
10	MB-4	SECTION RHS 200x100x6 UNIT WEIGHT (Kg m) 26.4 LENGTH (mm) 6240 Nos. 1 TOTAL LENGTH (m) 6.24 TOTAL WEIGHT (Kg) 164.796	KG	MAIN BEAM	164.74	175.00	28,829.50	0.85	24,505.08		
11	MB-6	SECTION RHS 200x100x6 UNIT WEIGHT (Kg m) 26.4 LENGTH (mm) 6105 Nos. 1 TOTAL LENGTH (m) 6.105 TOTAL WEIGHT (Kg) 161.172	KG	MAIN BEAM	161.17	175.00	28,204.75	0.85	23,974.04		
12	CO-9	PLATE SIZE (LXB) 2730 1235 THICK (mm) 4 UNIT WT. (Kg Sq m) 34 Nos. 1 WEIGHT PER NO. (Kg) 114.6327 TOTAL WEIGHT (Kg) 114.6327	KG	CHEQUERED PLATE	114.63	175.00	20,060.25	0.85	17,051.21		
13	PL-8	SECTION SHS 50x50x3.6 UNIT WEIGHT (Kg m) 4.98 LENGTH (mm) 950 Nos. 1 TOTAL LENGTH (m) 0.95 TOTAL WEIGHT (Kg) 4.731	KG	PURLIN	4.73	175.00	827.75	0.85	703.56		
14	A-7	SECTION ISA 50x50x6 UNIT WEIGHT (Kg m) 4.5 LENGTH (mm) 825 Nos. 1 TOTAL LENGTH (m) 0.825 TOTAL WEIGHT (Kg) 3.7125	KG	CHG. PLATE SUPPORT	3.71	175.00	649.25	0.85	551.86		
15	P-2	PLATE SIZE (LXB) 220 150 THICK (mm) 10 UNIT WT. (Kg Sq m) 78.5 Nos. 6 WEIGHT PER NO. (Kg) 2.5905 TOTAL WEIGHT (Kg) 15.543	KG	BRACKET PLATE	15.54	175.00	2,719.50	0.85	2,311.56		
16	MB-5	SECTION RHS 200x100x6 UNIT WEIGHT (Kg m) 26.4 LENGTH (mm) 6105 Nos. 2 TOTAL LENGTH (m) 12.21 TOTAL WEIGHT (Kg) 322.344	KG	MAIN BEAM	322.34	175.00	56,409.50	0.85	47,948.08		
17	SB-6	SECTION RHS 96x48x3.2 UNIT WEIGHT (Kg m) 6.71 LENGTH (mm) 2630 Nos. 6 TOTAL LENGTH (m) 15.78 TOTAL WEIGHT (Kg) 105.888	KG	SECONDARY BEAM	105.88	175.00	18,529.00	0.85	15,749.85		
18	PL-2	SECTION SHS 50x50x3.6 UNIT WEIGHT (Kg m) 4.98 LENGTH (mm) 8660 Nos. 5 TOTAL LENGTH (m) 43.45 TOTAL WEIGHT (Kg) 216.381	KG	PURLIN	216.38	175.00	37,866.50	0.85	32,186.53		
19	STF-1	PLATE SIZE (LXB) 75 75 THICK (mm) 6 UNIT WT. (Kg Sq m) 62.8 Nos. 18 WEIGHT PER NO. (Kg) 0.17625 TOTAL WEIGHT (Kg) 3.17925	KG	STIFFENER PLATE	3.18	175.00	556.50	0.85	473.03		
20	PL-4	SECTION SHS 50x50x3.6 UNIT WEIGHT (Kg m) 4.98 LENGTH (mm) 2240 Nos. 2 TOTAL LENGTH (m) 4.48 TOTAL WEIGHT (Kg) 22.3104	KG	PURLIN	22.31	175.00	3,904.25	0.85	3,318.61		
21	CO-10	PLATE SIZE (LXB) 945 960 THICK (mm) 4 UNIT WT. (Kg Sq m) 34 Nos. 1 WEIGHT PER NO. (Kg) 28.917 TOTAL WEIGHT (Kg) 28.917	KG	CHEQUERED PLATE	28.92	175.00	5,061.00	0.85	4,301.85		
22	SB-7	SECTION RHS 96x48x3.2 UNIT WEIGHT (Kg m) 6.71 LENGTH (mm) 325 Nos. 1 TOTAL LENGTH (m) 0.925 TOTAL WEIGHT (Kg) 6.2675	KG	SECONDARY BEAM	6.21	175.00	1,086.75	0.85	923.74		
23	SB-8	SECTION RHS 96x48x3.2 UNIT WEIGHT (Kg m) 6.71 LENGTH (mm) 2070 Nos. 2 TOTAL LENGTH (m) 4.14 TOTAL WEIGHT (Kg) 27.734	KG	SECONDARY BEAM	27.76	175.00	4,861.50	0.85	4,132.28		
24	SB-9	SECTION RHS 96x48x3.2 UNIT WEIGHT (Kg m) 6.71 LENGTH (mm) 1860 Nos. 1 TOTAL LENGTH (m) 1.86 TOTAL WEIGHT (Kg) 12.4666	KG	SECONDARY BEAM	12.46	175.00	2,184.00	0.85	1,856.40		
25	PL-5	SECTION SHS 50x50x3.6 UNIT WEIGHT (Kg m) 4.98 LENGTH (mm) 1120 Nos. 1 TOTAL LENGTH (m) 1.12 TOTAL WEIGHT (Kg) 5.5776	KG	PURLIN	5.58	175.00	976.50	0.85	839.03		
26	BP-1	PLATE SIZE (LXB) 350 250 THICK (mm) 10 UNIT WT. (Kg Sq m) 78.5 Nos. 3 WEIGHT PER NO. (Kg) 6.86975 TOTAL WEIGHT (Kg) 20.60925	KG	BASE PLATE	20.61	175.00	3,606.75	0.85	3,065.74		
27	CO-7	PLATE SIZE (LXB) 2730 1235 THICK (mm) 4 UNIT WT. (Kg Sq m) 34 Nos. 1 WEIGHT PER NO. (Kg) 98.179 TOTAL WEIGHT (Kg) 98.179	KG	CHEQUERED PLATE	88.18	175.00	15,431.50	0.85	13,116.79		

28	PL-1	PLATE SIZE (LXB) 200 150 THICK (mm) 10 UNIT WT. (Kg 54 m) 78.5 Nos. 12 WEIGHT PER NO. (Kg) 2.585 TOTAL WEIGHT (Kg) 20.26	KG	BRACKET PLATE	28.26	175.00	4,945.50	0.85	4,203.69
29	BP-2	PLATE SIZE (LXB) 200 150 THICK (mm) 10 UNIT WT. (Kg 54 m) 78.5 Nos. 5 WEIGHT PER NO. (Kg) 2.355 TOTAL WEIGHT (Kg) 11.775	KG	BASE PLATE	11.78	175.00	2,061.50	0.85	1,752.28
30	CO-8	PLATE SIZE (LXB) 2750 975 THICK (mm) 4 UNIT WT. (Kg 54 m) 34 Nos. 1 WEIGHT PER NO. (Kg) 4.4995 TOTAL WEIGHT (Kg) 150.99	KG	CHEQUERED PLATE	90.50	175.00	15,637.50	0.85	13,461.89
31	BP-3	PLATE SIZE (LXB) 200 200 THICK (mm) 10 UNIT WT. (Kg 54 m) 78.5 Nos. 1 WEIGHT PER NO. (Kg) 3.14 TOTAL WEIGHT (Kg) 3.14	KG	BASE PLATE	3.14	175.00	549.50	0.85	467.06
32	CP-2	PLATE SIZE (LXB) 50 50 THICK (mm) 4 UNIT WT. (Kg 54 m) 31.4 Nos. 23 WEIGHT PER NO. (Kg) 0.6765 TOTAL WEIGHT (Kg) 1.8095	KG	(PL) CAP PLATE	1.81	175.00	316.75	0.85	269.24
33	A-5	SECTION ISA 50x50x8 UNIT WEIGHT (Kg m) 1.5 LENGTH (mm) 925 Nos. 4 TOTAL LENGTH (m) 3.7 TOTAL WEIGHT (Kg) 18.69	KG	CHQ. PLATE SUPPORT	18.65	175.00	2,913.75	0.85	2,476.89
34	PL-7	SECTION SHS 50x50x3.8 UNIT WEIGHT (Kg m) 4.98 LENGTH (mm) 985 Nos. 1 TOTAL LENGTH (m) 0.985 TOTAL WEIGHT (Kg) 4.985	KG	PURLIN	4.91	175.00	859.25	0.85	730.36
35	CP-1	PLATE SIZE (LXB) 200 100 THICK (mm) 4 UNIT WT. (Kg 54 m) 31.4 Nos. 6 WEIGHT PER NO. (Kg) 0.628 TOTAL WEIGHT (Kg) 3.768	KG	(MB) CAP PLATE	3.77	175.00	659.75	0.85	560.79
36		1 M-16x125 HWU HAS ROD							
37		2 M-10x90 HS13-R			18.00	2,800.00	50,400.00	0.85	42,840.00
38		3 M-8x75 HS13-R			4.00	2,800.00	11,200.00	0.85	9,520.00
					20.00	2,800.00	56,000.00	0.85	47,600.00
				G. TOTAL of amount for MS structure			538,034.00		457,328.90
				60% amount already claimed			322820		322820
				Remaining Amount			215,214.00		134508.9
				GST@18%			38738.52		24211.602
				Total amount with GST			253,952.52		158720.5



K.F.C Structure work

ItemCode : ItemName : Structure work		Item Name	UOM	Remarks	Quantity	Supplier Rate	Amount	work done RA amount
Sr No	Item Code	Item Name	UOM	Remarks	Quantity	Supplier Rate	Amount	work done RA amount
1	MB-1	SECTION RHS 200x100x6 UNIT WEIGHT (Kg m) 26.4 LENGTH (mm) 5480 Nos. 3 TOTAL LENGTH (m) 16.44 TOTAL WEIGHT (Kg) 434.016	KG	MAIN BEAM	434.02	175.00	75,953.50	0.95
2	A-6	SECTION ISA 50x50x6 UNIT WEIGHT (Kg m) 4.5 LENGTH (mm) 930 Nos. 4 TOTAL LENGTH (m) 3.72 TOTAL WEIGHT (Kg) 16.74	KG	CHO. PLATE SUPPORT	16.74	175.00	2,929.50	0.95
3	STB-1	SECTION RHS 200x100x6 UNIT WEIGHT (Kg m) 26.4 LENGTH (mm) 975 Nos. 1 TOTAL LENGTH (m) 0.975 TOTAL WEIGHT (Kg) 25.74	KG	STUB COLUMN	25.74	175.00	4,504.50	0.95
4	STB-2	SECTION RHS 200x100x6 UNIT WEIGHT (Kg m) 26.4 LENGTH (mm) 350 Nos. 6 TOTAL LENGTH (m) 2.1 TOTAL WEIGHT (Kg) 55.44	KG	STUB COLUMN	55.44	175.00	9,702.00	0.95
5	PL-6	SECTION SHS 50x50x3.6 UNIT WEIGHT (Kg m) 4.98 LENGTH (mm) 2240 Nos. 2 TOTAL LENGTH (m) 4.48 TOTAL WEIGHT (Kg) 22.3104	KG	PURLIN	22.31	175.00	3,904.25	0.95
6	MS-3	SECTION RHS 200x100x6 UNIT WEIGHT (Kg m) 26.4 LENGTH (mm) 7135 Nos. 1 TOTAL LENGTH (m) 7.135 TOTAL WEIGHT (Kg) 188.364	KG	MAIN BEAM	188.36	175.00	32,963.00	0.95
7	MS-2	SECTION RHS 200x100x6 UNIT WEIGHT (Kg m) 26.4 LENGTH (mm) 5490 Nos. 1 TOTAL LENGTH (m) 5.49 TOTAL WEIGHT (Kg) 144.936	KG	MAIN BEAM	144.94	175.00	25,364.50	0.95
8	A-8	SECTION ISA 50x50x6 UNIT WEIGHT (Kg m) 4.5 LENGTH (mm) 1180 Nos. 4 TOTAL LENGTH (m) 4.76 TOTAL WEIGHT (Kg) 21.42	KG	CHO. PLATE SUPPORT	21.42	175.00	3,748.50	0.95
9	PL-3	SECTION SHS 50x50x3.6 UNIT WEIGHT (Kg m) 4.98 LENGTH (mm) 1670 Nos. 1 TOTAL LENGTH (m) 1.67 TOTAL WEIGHT (Kg) 8.3166	KG	PURLIN	8.32	175.00	1,456.00	0.95
10	MS-4	SECTION RHS 200x100x6 UNIT WEIGHT (Kg m) 26.4 LENGTH (mm) 6240 Nos. 1 TOTAL LENGTH (m) 6.24 TOTAL WEIGHT (Kg) 164.736	KG	MAIN BEAM	164.74	175.00	28,829.50	0.95
11	MS-6	SECTION RHS 200x100x6 UNIT WEIGHT (Kg m) 26.4 LENGTH (mm) 6105 Nos. 1 TOTAL LENGTH (m) 6.105 TOTAL WEIGHT (Kg) 161.172	KG	MAIN BEAM	161.17	175.00	28,204.75	0.95
12	CO-9	PLATE SIZE (LXB) 2730 1235 THICK (mm) 4 UNIT WT. (Kg Sq m) 34 Nos. 1 WEIGHT. PER NO. (Kg) 114.6327 TOTAL WEIGHT (Kg) 114.6327	KG	CHEQUERED PLATE	114.63	175.00	20,060.25	0.95
13	PL-8	SECTION SHS 50x50x3.6 UNIT WEIGHT (Kg m) 4.98 LENGTH (mm) 950 Nos. 1 TOTAL LENGTH (m) 0.95 TOTAL WEIGHT (Kg) 4.731	KG	PURLIN	4.73	175.00	827.75	0.95
14	A-7	SECTION ISA 50x50x6 UNIT WEIGHT (Kg m) 4.5 LENGTH (mm) 825 Nos. 1 TOTAL LENGTH (m) 0.825 TOTAL WEIGHT (Kg) 3.7125	KG	CHO. PLATE SUPPORT	3.71	175.00	649.25	0.95
15	P-2	PLATE SIZE (LXB) 220 150 THICK (mm) 10 UNIT WT. (Kg Sq m) 78.5 Nos. 6 WEIGHT PER NO. (Kg) 2.5905 TOTAL WEIGHT (Kg) 15.543	KG	BRACKET PLATE	15.54	175.00	2,719.50	0.95
16	MS-5	SECTION RHS 200x100x6 UNIT WEIGHT (Kg m) 26.4 LENGTH (mm) 6105 Nos. 2 TOTAL LENGTH (m) 12.21 TOTAL WEIGHT (Kg) 322.344	KG	MAIN BEAM	322.34	175.00	56,409.50	0.95
17	SB-6	SECTION RHS 96x48x3.2 UNIT WEIGHT (Kg m) 6.71 LENGTH (mm) 2630 Nos. 6 TOTAL LENGTH (m) 15.78 TOTAL WEIGHT (Kg) 105.8838	KG	SECONDARY BEAM	105.88	175.00	18,529.00	0.95
18	PL-2	SECTION SHS 50x50x3.6 UNIT WEIGHT (Kg m) 4.98 LENGTH (mm) 8690 Nos. 5 TOTAL LENGTH (m) 43.45 TOTAL WEIGHT (Kg) 216.381	KG	PURLIN	216.38	175.00	37,866.50	0.95
19	STF-1	PLATE SIZE (LXB) 75 75 THICK (mm) 8 UNIT WT. (Kg Sq m) 62.6 Nos. 18 WEIGHT PER NO. (Kg) 0.176625 TOTAL WEIGHT (Kg) 3.17925	KG	STIFFENER PLATE	3.18	175.00	556.50	0.95
20	PL-4	SECTION SHS 50x50x3.6 UNIT WEIGHT (Kg m) 4.98 LENGTH (mm) 2240 Nos. 2 TOTAL LENGTH (m) 4.48 TOTAL WEIGHT (Kg) 22.3104	KG	PURLIN	22.31	175.00	3,904.25	0.95
21	CO-10	PLATE SIZE (LXB) 945 900 THICK (mm) 4 UNIT WT. (Kg Sq m) 34 Nos. 1 WEIGHT PER NO. (Kg) 28.617 TOTAL WEIGHT (Kg) 28.617	KG	CHEQUERED PLATE	28.92	175.00	5,061.00	0.95

857

22	SB-7	SECTION RHS 96x48x3.2 UNIT WEIGHT (Kg m) 6.71 LENGTH (mm) 925 Nos. 1 TOTAL LENGTH (m) 0.925 TOTAL WEIGHT (Kg) 6.20675	KG	SECONDARY BEAM	6.21	175.00	1,086.75	0.95	1,032.41
23	SB-8	SECTION RHS 96x48x3.2 UNIT WEIGHT (Kg m) 6.71 LENGTH (mm) 2070 Nos. 2 TOTAL LENGTH (m) 4.14 TOTAL WEIGHT (Kg) 27.7794	KG	SECONDARY BEAM	27.78	175.00	4,851.50	0.95	4,618.43
24	SB-9	SECTION RHS 96x48x3.2 UNIT WEIGHT (Kg m) 6.71 LENGTH (mm) 1860 Nos. 1 TOTAL LENGTH (m) 1.86 TOTAL WEIGHT (Kg) 12.4806	KG	SECONDARY BEAM	12.48	175.00	2,184.00	0.95	2,074.80
25	PL-5	SECTION SHS 50x50x3.6 UNIT WEIGHT (Kg m) 4.98 LENGTH (mm) 1120 Nos. 1 TOTAL LENGTH (m) 1.12 TOTAL WEIGHT (Kg) 5.5776	KG	PURLIN	5.58	175.00	976.50	0.95	927.68
26	BP-1	PLATE SIZE (LXB) 350 250 THICK (mm) 10 UNIT WT. (Kg Sq.m) 78.5 Nos. 3 WEIGHT PER NO. (Kg) 6.86875 TOTAL WEIGHT (Kg) 20.60625	KG	BASE PLATE	20.61	175.00	3,606.75	0.95	3,426.41
27	CQ-7	PLATE SIZE (LXB) 2730 950 THICK (mm) 4 UNIT WT. (Kg Sq.m) 34 Nos. 1 WEIGHT PER NO. (Kg) 88.179 TOTAL WEIGHT (Kg) 88.179	KG	CHEQUERED PLATE	88.18	175.00	15,431.50	0.95	14,659.93
28	P-1	PLATE SIZE (LXB) 200 150 THICK (mm) 10 UNIT WT. (Kg Sq.m) 78.5 Nos. 12 WEIGHT PER NO. (Kg) 2.355 TOTAL WEIGHT (Kg) 28.26	KG	BRACKET PLATE	28.26	175.00	4,945.50	0.95	4,698.23
29	BP-2	PLATE SIZE (LXB) 200 150 THICK (mm) 10 UNIT WT. (Kg Sq.m) 78.5 Nos. 5 WEIGHT PER NO. (Kg) 2.355 TOTAL WEIGHT (Kg) 11.775	KG	BASE PLATE	11.78	175.00	2,061.50	0.95	1,958.43
30	CQ-8	PLATE SIZE (LXB) 2730 975 THICK (mm) 4 UNIT WT. (Kg Sq.m) 34 Nos. 1 WEIGHT PER NO. (Kg) 90.4995 TOTAL WEIGHT (Kg) 90.4995	KG	CHEQUERED PLATE	90.50	175.00	15,837.50	0.95	15,045.63
31	BP-3	PLATE SIZE (LXB) 260 200 THICK (mm) 10 UNIT WT. (Kg Sq.m) 78.5 Nos. 1 WEIGHT PER NO. (Kg) 3.14 TOTAL WEIGHT (Kg) 3.14	KG	BASE PLATE	3.14	175.00	543.50	0.95	522.03
32	CP-2	PLATE SIZE (LXB) 50 50 THICK (mm) 4 UNIT WT. (Kg Sq.m) 31.4 Nos. 23 WEIGHT PER NO. (Kg) 0.0785 TOTAL WEIGHT (Kg) 1.8055	KG	(PL) CAP PLATE	1.81	175.00	316.75	0.95	300.91
33	CP-3	SECTION ISA 50x50x6 UNIT WEIGHT (Kg m) 4.5 LENGTH (mm) 925 Nos. 4 TOTAL LENGTH (m) 3.7 TOTAL WEIGHT (Kg) 16.65	KG	CHO PLATE SUPPORT	16.65	175.00	2,913.75	0.95	2,769.08
34	PL-7	SECTION SHS 50x50x3.6 UNIT WEIGHT (Kg m) 4.98 LENGTH (mm) 985 Nos. 1 TOTAL LENGTH (m) 0.985 TOTAL WEIGHT (Kg) 4.9053	KG	PURLIN	4.91	175.00	859.25	0.95	816.29
35	CP-1	PLATE SIZE (LXB) 200 100 THICK (mm) 4 UNIT WT. (Kg Sq.m) 31.4 Nos. 6 WEIGHT PER NO. (Kg) 0.628 TOTAL WEIGHT (Kg) 3.768	KG	(MB) CAP PLATE	3.77	175.00	659.75	0.95	628.76
36		1 M-16x125 HVU HAS ROD		ALL ANCHOR BOLTS ARE HILTI OR EQUIVALENT MAKE	18.00	2,800.00	50,400.00	0.95	47,980.00
37		2 M-10x50 HST3-R		ALL ANCHOR BOLTS ARE HILTI OR EQUIVALENT MAKE	4.00	2,800.00	11,200.00	0.95	10,640.00
38		3 M-8x75 HST3-R		ALL ANCHOR BOLTS ARE HILTI OR EQUIVALENT MAKE	20.00	2,800.00	56,000.00	0.95	53,200.00
							5,38,034.00		5,11,132.30

G. TOTAL of amount for MS structure
60% amount already claimed
Remaining Amount
GST@18%
Total amount with GST

538034
322820.4
215213.6
38738.448
253952.048

51132.3
322820.4
188311.9
33896.14
222208

Am
16/10/24
25% = 158719