

AHM_DOMINO'S_BOQ_CIVIL & INTERIOR		JMR RA-01				
S.N	Item Description	Length	Width	Height	Nos	Qty
1	Dismantling Dismantling the existing flooring, ceiling, walls, partition, fixed loose furniture, toilets, pantry, etc. Cost to include carting away all debris from site, lead and lifts, material, labours, transportation and all other incidental charges etc. complete and as directed by Site Engineer					
2	Brick Wall ,Wall tiles, Floor tiles, including base,Partitions,Existing Wall Plaster ,Electrical conduits ,wiring,DB,sockets and Punning removing including old plumbing and sanitary lines	Sq.ft	300.00			131.68
	Dismantling of cold room wall	Sqft	11.81	11.15	1.00	131.68
7	RCC and PCC					
8	PCCProviding Laying Plain cement concrete specified grade (M10) including the cost of centering and shuttering required curing. Approved make cement is PPC (ACC, Ultra tech, Birla)	cuft	335.00			312.34
	Main floor area	cuft	17.06	18.20	0.98	305.52
	Corner area near kfc wall side	cuft	1.15	6.04	0.98	6.82
9	Brick Wall and Plaster					
10	Brick Work - 150 mm thick Brick MasonryProviding Constructing 150mm thick wall of class one Brick with conventional IS type bricks in 1 4 cement mortar inclusive of RCC tie member at every one meter height interval in 1 3 6 Cement Concrete with 2no. of 6mm diameter mild steel reinforcement 2 no. of hoop iron strips 25mm x 1.6mm, painted with anti-corrosive paint, properly bent and bonded at the end ,inclusive of shuttering, scaffolding, Raking of joints and proper curing etc. complete.	Sq.Ft	1,830.00			1,534.73
	LHS Wall	Sq.Ft	18.20	11.15		203.01
	Back wall	Sq.Ft	29.26	11.15		326.28
	RHS wall	Sq.Ft	19.02	11.15		212.16
	KFC Side wall	Sq.Ft	9.51	11.15		106.08
	Front FOH wall	Sq.Ft	21.65	11.15		241.42
	Less door area	Sq.Ft	-3.25	6.89		-22.37
	Cabin partition	Sq.Ft	6.66	11.15		74.25
	FOH partition	Sq.Ft	17.94	11.15		200.08
	Cold room old partition	Sq.Ft	11.81	11.15		131.68
	Counter partition	Sq.Ft	18.04	3.44		62.13
11	Plaster - 12mm to 15mm PlasteringPlastering the Siporex brick masonry walls with 12mm to 15mm thk. Single coat cement plaster in 1 4 (cement sand proportion) with chickenmesh jali wherever required, including scaffolding and curing complete as specified and as directed by Site Engineer.	Sq.Ft	2,283.00			1,818.52
	LHS Wall	Sq.Ft	18.20	11.15		203.01
	Back wall	Sq.Ft	29.26	11.15		326.28
	RHS wall	Sq.Ft	19.02	11.15		212.16
	KFC Side wall	Sq.Ft	9.51	11.15		106.08
	Front FOH wall	Sq.Ft	21.65	11.15		241.42
	Less door area	Sq.Ft	-3.25	6.89	2.00	-44.73
	Cabin partition	Sq.Ft	6.66	11.15		74.25
	Front FOH back side wall	Sq.Ft	7.12	11.15		79.38
	Counter partition	Sq.Ft	17.94	11.15		200.08
	Cold room old partition	Sq.Ft	11.81	11.15	2.00	263.37
	Façade partition plaster	Sq.Ft	18.04	3.44		62.13
	right wall cold room	Sq.Ft	8.53	11.15		95.10
12	Brickbat Coba and Water proofing					
13	Raised Brickbat Coba (Toilets) - Providing and laying brick-bat coba system, cm 1 3 base coat, brick-bat coba filling as per site requirement 1 4 top-finish coat. the mortar for the brick-bat koba filling shall be cm 1 4 and admixed with integral waterproofing compound and mortar plasticizer, properly compacted, curing, complete. The top-finish coat shall be broom-finished suitable for laying tiles. The cost should include sealing the annular space between the pipe and the masonry, making khurras, river sand screened and washed, at all leads, lifts, heights, with proper slope to drain-off water entirely, complete, etc. Curing shall be done for maximum for 7 days by ponding with water or after getting checked satisfied by Site Engineer .	cuft	446.00			218.56
	Balance shop area	cuft	12.20	18.20	0.98	218.56
14	Water proofing (Toilet Kitchen sink area) - Providing of water proofing - chemical Treatment - the slab to be cleaned and apply 3 coats of chemical (FOSROC or equivalent) on the floor and on the peripheral walls up to 0.30m. b) Base coat - Applying base coat of 1 6 mortar over chemical treatment on the floor and on the peripheral walls up to 0.60m. Note - Warrantee to be provided up to 5 years	Sq. Ft	1,099.00			639.91
	Floor waterproofing	Sq. Ft	29.26	18.20		532.61
	near pillar kfc corner	Sq. Ft	1.15	6.04		6.93
	manager room Drain pump area	Sq. Ft	10.82	0.98		10.65
	Entry corner drain pump area	Sq. Ft	9.18	0.98		9.04
	Chamber area waterproofing	Sq. Ft	4.92	8.20	2.00	80.69

*[Handwritten Signature]*  
11/06/24



*[Handwritten Signature]*  
11/06/2024

16	Flooring and Cladding							
17	Tiles for Flooring - FF02 Kajaria-Dessert grey, cool gris,cairo gris (Matt Finish) (Kitchen BOH) or equivalent in somany (Details- Refer Material Spec. sheet) - Providing and fixing in position Glazed Vitrified Tile flooring as per detail in drawing. It shall be fixed with cement mortar of 1 4, (required mortar bed is 25mm to 50mm thk),with thick grey cement slurry, with hairline joints using cement grout. The job including cutting of tiles making smooth edges wherever required for drain pipes. The work shall also include cost of materials, wastages, labour, all lead and lift at all levels, loading and unloading, transportation, curing etc. and all other incidental charges etc., complete and as directed by Engineer-in-charge. The cost should include PVC floor covering material. Including Corrugated sheet Plastic sheet for Tile Protection (Size - 600x600mm)	Sq. Ft	658					539.53376
	Main floor area	Sq. Ft		29.2576	18.204			532.6053504
	Near kfc wall corner	Sq. Ft		1.148	6.0352			6.9284096
18	Skirting FF02 - Kajaria-Dessert grey, cool gris,cairo gris (Matt Finish) (Kitchen BOH) or equivalent in somany. (Details- Refer Material Spec. sheet) - Providing and fixing in position 100 mm ht. Skirting as per detail in drawing. Over 20 mm thk bed of cement mortar 1 4 (cement fine sand ) with thick grey cement slurry, with hairline joints using cement grout. The job including cutting of tiles making smooth edges wherever required for drain pipes. The work shall also include cost of materials, wastages, labour, all lead and lift at all levels, loading and unloading, transportation, curing etc. and all other incidental charges etc., complete and as directed by Engineer-in-charge. Finish of skirting to match with individual areas as per flooring plan.	Rft	138					33.456
	counter raised skirting	Rft						12.792
	front façade skirting	Rft						20.664
19	Wall Tile Cladding - 2 (Kitchen BOH area). (Details- Refer Material Spec. sheet) no.B(3) - Providing and fixing in position dado tile of approved make shade on any surface as per details in drawing and Over 12 mm thk bed of cement mortar 1 3 (cement fine sand ) with thick grey cement slurry, with hairline joints using cement grout. The job including cutting of tiles making smooth edges wherever required . The work shall also include cost of materials, wastages, labour, all lead and lift at all levels, loading and unloading, transportation, curing etc. and all other incidental charges etc. Complete as specified in the drawing to the satisfaction of the Site Engineer. Ceramic wall tile (Printed) With customize line work	Sq. Ft	678					562.4276352
	cold room left wall partition	Sq. Ft		7.872	7.872			61.968384
	RHS wall	Sq. Ft		18.7616	7.872			147.6913152
	KFC Corner wall	Sq. Ft		9.9056	7.872			77.9768832
	Front wall FOH, takar & one tile inside cold room	Sq. Ft		26.1416	7.872			205.7866752
	Less door	Sq. Ft		-2.952	6.888			-20.333376
	LHS wall FOH	Sq. Ft		11.3488	7.872			89.3377536
20	Wall Cladding - plain Tile (BOH Staff changing room area). (Details- Refer Material Spec. sheet) no.B(4) - Providing and fixing in position dado tile of approved make shade on any surface as per details in drawing and Over 12 mm thk bed of cement mortar 1 3 (cement fine sand ) with thick grey cement slurry, with hairline joints using cement grout. The job including cutting of tiles making smooth edges wherever required . The work shall also include cost of materials, wastages, labour, all lead and lift at all levels, loading and unloading, transportation, curing etc. and all other incidental charges etc. Complete as specified in the drawing to the satisfaction of the Site Engineer.	Sq. Ft	415					305.7106944
	Manager room left & right wall	Sq. Ft		6.232	7.872	2		98.116608
	manager room front & rear wall	Sq. Ft		12.6936	7.872	2		199.8480384
	lifting station tile	Sq. Ft		7.872	0.984			7.746048
21	Granite (Jet Black) Frame - Providing and Fixing 19mm thick, upto 6 wide granite door frames with 6mm chamfered edges machine polished edges externally and internally. Rate to include cutting moulding polishing Transport etc. Complete as specified in the drawing to the satisfaction of the Architect Site-in-charge. (required mortar bed is 25mm to 50mm thk)	Rft	18					16.4
	Manager room door vertical granite	Rft						13.776
	entry patta near counter	Rft						2.624



11/6/24

22	Granite (Jet Black Steel grey) Band - Providing Fixing 6 -8 wide band of granite of approved shade sample. It shall be fixed along the doors. (It shall be flushed with finished edge of the wall) with 1 3 cement mortar as per detailed design shall be flushed with adjoining flooring, etc. Minimum 15 mm	Rft	6					5.904
	Manager room door horizontal granite	Rft						5.904
23	Dado Tile Cladding on Counter- 130 x 800 mm - Sheesham Rosewood (Herringbone pattern). (Details- Refer Material Spec. sheet) Providing and fixing in position Glazed Vitrified Tile Dado on Makeline POS counter as per detail in drawing. Over 12 mm thk bed of cement mortar 1 4 (cement fine sand) with thick grey cement slurry, with hairline joints. The job including cutting of tiles making smooth edges wherever required for drain pipes. The work shall also include cost of materials, wastages, labour, all lead and lift at all levels, loading and unloading, transportation, curing etc. and all other incidental charges etc., complete and as directed by Engineer-in-charge. The cost should include PVC floor covering material.	Sq. Ft	63					65.08832
	Counter front dado tile cladding	Sq. Ft		18.04		3.608		65.08832
27	Bison Partition - P1 - Providing and fixing in position Bison Board Partition made out of 12mm thk. Bison Board both sides with necessary aluminum M.S sections ( 40 mm x 40 mm x 1.5 mm ) framework at 600mm c c both ways in partition included bolted or welded in built up section to receive bison pallinging . The rate should include applying of two or more coats of primer , putty , complete as per standard technical specification, instructions of site engineer and as per decoration plan.	Sq. Ft	18					13.5340672
	Pillar cladding	Sq. Ft		1.2136		11.152		13.5340672
30	Swing Single Leaf Flush Door -D2SV with Vision Panel (Kitchen to BOH) - Providing and Fixing Wooden Swing door in position 35 mm Thk. wooden flush door including Vision Panel size of (300 x 500 ) section on Teak Wood Door Frame of specified size, section well notched screwed with cutting of grooves, edges, mouldings over rough ground wooden frame cutting of grooves, edges, mouldings including necessary hardware including floor spring, 150 mm high s.s kick Plate, Handle, Lock as mentioned in drg, bitumen paint to non exposed surface, melamine polish matching to Laminate on door frames Horizontal grain Laminate on the panel from both sides of approved make shade etc. complete as per detail drawing, as specified and as directed by engineer-in-charge. (Cost will include all the hardwares mentioned above)	Sq.ft	22	7		3		21
31	Counter Swing Door - 19 MM Thk Solid Core Counter Swing Door with double side Plano S.S hinge 2 nos as mention in the detail drawing and as directed by Site Engineer .Door Front finish to be done with as Approved Tile with 38 mm corian Profile In all the sides of tile and top of Swing Door and Door Inside finish with Approved Laminate. 19 MM thick patti on all the edges on all three sides (Cost will include all the hardwares mentioned above)	Sq.ft	11	2.952		3.608		10.650816
32	P.O.P Painting							
33	POP Punning - Providing applying wall punning up to 12mm to 15mm thick layer of super fine Plaster of Paris applied on specified area over existing plastered surface on walls and columns, to be finished smooth. Surface to be prepared by hacking, sand papering and applying coat of cement slurry if required Including all incidentals, making grooves, patties, sills etc. complete and as directed by engineer in charge. The finish surface should be smooth, cover up all the patch work done by electrical agencies so as to avoid unevenness and ready to take on paint. Rate Including cost of transportation, loading, unloading, scaffolding, wastage, taxes etc. as directed by Engineer-in-charge.	Sq. Ft	275					231.9941376
	cold room left wall	Sq. Ft		7.872		1.968		15.492096
	RHS wall	Sq. Ft		18.7616		1.968		36.9228288
	KFC Corner wall	Sq. Ft		9.9056		1.968		19.4942208
	Front FOH wall	Sq. Ft		24.1736		1.968		47.5736448
	LHS Wall	Sq. Ft		11.3488		1.968		22.3344384
	manager room	Sq. Ft		37.8512		1.968		74.4911616
	inside cold room	Sq. Ft		7.9704		1.968		15.6857472
39	Wood Work							

*Mistry*  
11/0/24



*Mistry*  
11/06/24

40	Furniture WOOD Work - Order Counter Providing and fixing in position Order counter Counter top finished in 6mm thick Acrylic Solid Surface LG Hausys-HI-MACS G109 Belge Island over 19 mm thick WPC Marine Ply. 150mm height Drawers (2 nos) to be provided below each POS. Internal area to be finish with 1 mm thick approved laminate with necessary hardwares (Lock, Telescopic channel etc). MS powder coated framework (40x40x1.5mm) as per detail drawing to be provided with necessary arrangement and Ledge having LED cove strip as per detail drawing Complete in all respect. Cost to include all materials, DMB Framing, labours and necessary leads lift etc. -Counter Height-3 6	RFT	12	12				12
42	Manager s table - Providing and placing in position Manager s table made out of 18mm thk. Marine ply finished with appd. Laminate ( 1mm THK. 14554 RH HOOKED ACACIA LAMINATE, MERINO WITH 2mm THK. REHAU MAKE MATCHING EDGE BAND) with necessary support framework as approved, Cost to include all hardware, fasteners, and rubber PVC leveller etc. complete in all respect as per detailed drawing. Cost to include drawers.	Sqft	4	4				4
43	Overhead Storage - P F of 450mm depth Overhead storage unit, fabricated from 18mm thk. Marine ply, all external Internal surfaces including internal shelves finished with 1mm THK. 14554 RH HOOKED ACACIA LAMINATE, MERINO) and all hardware from Hettich make, as per detail drawing (elevation area to be measured for rates)	RFT	11	11				11
44	SoftBoard - Providing and Fixing in position softboard as specified size. complete in all respect as per detailed drawing. Panel Size 1200 x 900	Nos.	1	1				1
45	Staff Lunch Table - Providing and placing foldable staff table in position 40mm thk table top made out of 2 nos 19mm thk marine ply finished with 1mm thk laminate LAM01 on both side and edges to be finished with PVC edge bending to be supported on L bracket with Table bracket (HAFFLE) complete in all respect as per detailed drawing. Size- 4 x 1 6 , width can be adjusted as per site. Fixing of table to be kept 3 from thr floor.	Sq.ft	5	5				5




*[Signature]*

11/6/24

S.N	AHM_DOMINO'S_BOQ_ELECTRICAL Item Description	JMR RA-01					
		Length	Width	Height	Nos	Qty	
77	All switch socket wiring shall be carried out for primary point using 3x2.5 sq mm wire in PVC Conduit for connection of 6 16amp socket. Individual junction inspection boxes shall be provided for each Power Point for the purpose of looping with cheisling and scaffolding work if required .Inclusive of all G.I. Boxing and wire termination MMS conduit etc. From DB to first switch socket will be termed as primary point and First socket to subsequent looping on the same circuit shall be as termed secondary point. Power point wiring shall excluded submains wiring from Panel to D.B. The scope of Power point wiring starts after DB where switching control is directly from DB.upto 10 Mt. wire length is inclusive. First Point wiring with 6A,5pin wall socket outlet and controlled by a 6A switch	Nos	3				12
78	All switch socket wiring shall be carried out for primary point using 3X4 sq mm wire in PVC Conduit for connection of 16 amp socket. Individual junction inspection boxes shall be provided for each Power Point for the purpose of looping with cheisling and scaffolding work if required .Inclusive of all G.I. Boxing and wire termination MMS PVC conduit etc. From DB to first switch socket will be termed as primary point and First socket to subsequent looping on the same circuit shall be as termed secondary point. Power point wiring shall excluded submains wiring from Panel to D.B. The scope of Power point wiring starts after DB where switching control is directly from DB.upto 12 Mt. wire length is inclusive.						
79	First Point wiring with 16A, 3Pin combined shuttered wall socket outlet and controlled by a 16A one way switch with indicator.	Nos	27				27
80	Extra loop point wiring with 16A, 3Pin combined shuttered wall socket outlet and controlled by a 16A one way switch with Indicator.upto 6 mtr wiring	Nos	2				2
82	Supplying and fixing of following sizes of medium class PVC conduit along with accessories in surface recess including cutting the wall floor and making good the same in case of recessed conduit as required.						
83	20 mm	Rmtr	50				38.6
84	25 mm	Rmtr	50				49.1
	Entry lifting station wall	Rmtr		4.5			4.5
	Gyser & three sink area	Rmtr		2.1			2.1
	Manager table	Rmtr		7.5			7.5
	IT room	Rmtr		9			9
	Ovean area	Rmtr		7			7
	KFC side gyser&ac points	Rmtr		10			10
	Additional provided	Rmtr		9			9
85	Supplying and fixing of following sizes of MS conduit along with accessories in surface recess including painting in case of surface conduit, or cutting the wall and making good the same in case of recessed conduit as required.						
86	25 mm	Rmtr	60				187
	Counter supply conduit	Rmtr		20			20
	Near lifting station wall	Rmtr		3			3
	Manager room	Rmtr		9			9
	FOH wall	Rmtr		6			6
	Ceiling raceway ms conduit	Rmtr		149			149
88	LT CABLES TERMINATIONS - Supply, Erecting, Termination Commissioning of following sizes of 1.1 KV grade FRLS Armoured Unarmoured Copper Aluminum conductor cables laid over MS supports cable racks trays or fixing on walls including clamping the cable to supports cable racks or fixing on walls including lugs, double compression gland and joints complete in an approved manner as required .						
96	3Cx4 Sq.mm Cu. Unarm. XLPE	Rmtr	150				146
104	Providing erecting Hot deeped Galvanised Perforated type Cable tray manufactured from 18 swg (1.6 mm thick) GI sheet of 300 mm width 50 mm height complete with necessary coupler plates hardware in approved manner. Including Paints	Rmtr	15				17
105	Providing erecting Hot deeped Galvanised Perforated type Cable tray manufactured from 18 swg (1.6 mm thick) GI sheet of 200 mm width 50 mm height complete with necessary coupler plates hardware in approved manner. Including Paint	Rmtr	20				27
110	Excavation Cheselling under floor for laying cables conduits in wall or floor as per requirement, complete with finishing etc	Sq.Mtr	20				10.05

*[Handwritten Signature]*  
11/06/24




AHM_DOMINO'S_BOQ_PLUMBING				JMR RA-01				
S.N	Item Description			Length	Width	Height	Nos	Qty
114	INTERNAL WATER SUPPLY SYSTEM							
117	20mm nominal bore for sink+ gyser+ RO+ Basin+papsl machine	RMT	32					37.2
	For RO Line			8.5				8.5
	Hot line			1.96				1.96
	Cold Line			26.74				26.74
								3.26
118	25mm nominal bore for main water supply	RMT	4					3.26
	Cold line			3.26				
								1
121	25mm nominal bore for main water supply	Nos.	1					1
122	40mm nominal bore	Nos.	1					
127	INTERNAL DRAINAGE SYSTEM							
128	Providing and fixing UPVC SOIL VENT WASTE SWR pipe of required diameter conforming to I.S.-13592, and I.S.-4985 to withstand continous internal hydroulic pressure of 4 kg cm2 including necessary fixtures and fittings, such as bends, tees,Clean out plugs (for the downtakes near bends). single junctions, double junctions and joining with rubber rings and lubricants, on wall by means of clips or in ground including necessary excavation, laying refilling, trench testing etc. complete. (Prior approval of sample and brand by Ex.Engineer is necessary before use.) (Supreme Prince Astral or as approved.)							8.1
129	40 mm dia	m	7					8.1
	Providing 40mm dia drainage pipe for Drain pump	m	8.1					
		m	15					17.16
130	50 mm dia.	m	19					3.16
131	75 mm dia.	m		3.16				2.4
	Makeline sink to first chamber	m		2.4				5
	Cold room to chamber1	m		5				1.9
	chamber 1 to chamber 2	m		1.9				1.8
	Chamber 2 to lifting station	m		1.8				2.9
	Chamber to PMX machine	m		2.9				
	Kitchen area							
132	Providing ,laying, testing commissioning of approved Multi floor trap Nahani trap with Chilly trap of required sizes, including jointing etc. complete and as directed. (GMGR Chilly or equivalent)	Nos.	4					4

*Handwritten signature*  
11/6/24




AHM_DOMINO'S_BOQ_FIRE FIGHTING		JMR RA-01						
S.N	Item Description			Length	Width	Height	Nos	Qty
152	(PIPING AND ACCESSORIES)							
153	SLFTC of MS pipes on surface - Supplying, laying, fixing, testing and commissioning of following sizes (NB) of ISI marked heavy class M.S. pipes including cutting, threading, welding etc. and providing all fittings e.g. elbows, reducers, clamps, hangers, flanges, gaskets, nuts, bolts and washers etc. including painting of pipes and fittings with red paint over a coat of ready mixed primer, both of approved quality and shade including cutting holes and chases in brick or RCC walls slabs and making good the same etc. complete in all respect as required.							
154	50mm dia. from existing main line to manager room	Meter meter	4	4.67				4.67 4.67
156	25mm dia. Distribution line	Meter Meter	17	12.39				12.39 12.39
157	SITC of butterfly valves Supplying, Installation, Testing and Commissioning of butterfly valves of PN 1.6 rating of following sizes with nitrile seat and stainless steel stem with lever gear operation and cast iron body in powder coated finish for fire fighting application complete in all respects as required.  65mm dia	Each	1					1
158	SITC of Brass Ball Valves Supply, installation, testing and commissioning of forged brass ball valves with brass body nickel coated, brass ball, hard chrome plated, suitable for fire fighting complete in all respects.  50mm dia.	Each	1					1

*10/6/24*  
*Mistry*  
*10/6/24*



AHM_DOMINO'S_BOQ_HVAC_LOW SIDE		JMR RA-01					
S.N	Item Description	Length	Width	Height	Nos	Qty	
218	DUCTING (MAKE ZECO TATA JINDAL SAIL ROLASTAR NUTECH)						
219	Supply, Installation, Testing and Commissioning of Site Fabricated rectangular GI ducting of approved makes complying with IS 277 and having 120 GSM coating classification. The price shall include the cost of necessary accessories supports (like flanges, neoprene gaskets, wire ropes, corner saddles, guide vanes, vibration isolators, fire retardant canvas connection in all fan outlet connections, joints, sealing around the duct at wall crossings, labeling, (M.S supports M.S Frame For Duct travelling Vertical up to Terrace, necessary flange type opening at specific interval for duct cleaning etc. for kitchen exhaust duct) as per specifications. The price shall include the cost of threaded rod support. The item also include providing applying two coat of approved make anti corrosive paint over a coat of primer as per manufacturers architect s recommendations,also with cheislng and scaffolding if required.					35.025	
220	22 gauge galvanized sheet - For Exhaust fresh Air Duct	15	2.1	1.5	3	9.45	
	Duct distribution line		2.1	1.8	1	3.78	
	Duct distribution line		2.1	2.8	2	11.76	
	Duct distribution line		2.1	2.2	1	4.62	
	Duct distribution line		2.1	0.15	1	0.38	
	Duct distribution line		2.5	0.15	3	5.04	
	Duct distribution line		1.2	1.4			
	Branches of main line						
						28.23	
		30			2	11.2	
221	24 gauge galvanized sheet - For Exhaust fresh Air Duct		2	2.8	4	3.6	
	Duct distribution line		2.25	0.4	0	0	
	Duct distribution line		1.9	0.4	1	4.246	
	Duct distribution line		1.93	2.2	1	3.255	
	Duct distribution line		2.17	1.5	1	1.519	
	Duct distribution line		2.17	0.7	0	0	
	Duct distribution line		2.17	0.7	1	4.41	
	Duct distribution line		2.1	2.1			
	Duct distribution line						
223	THERMAL INSULATION - Supply Installation of closed cell structure Elastomeric foam based on synthetic nitrile rubber. The insulation material shall have fire performance of Class O acc. to building regulations. Fire propagation shall be tested acc. to BS476 Part 6 1989. It shall be FM approved UL94 tested.	10				58.215	
	09 mm thick for External Insulation of Exhaust duct		2.1	1.5	3	9.45	
	Duct distribution line		2.1	1.8	1	3.78	
	Duct distribution line		2.1	2.8	2	11.76	
	Duct distribution line		2.1	2.2	1	4.62	
	Duct distribution line		2.1	0.15	1	0.38	
	Duct distribution line		2.5	0.15	3	5.04	
	Duct distribution line		2	2.8	2	11.2	
	Duct distribution line		2.25	0.4	4	3.6	
	Duct distribution line		1.9	0.4	0	0	
	Duct distribution line		1.93	2.2	1	4.246	
	Duct distribution line		1.93	2.2	1	3.255	
	Duct distribution line		2.17	1.5	1	1.519	
	Duct distribution line		2.17	0.7	0	0	
	Duct distribution line		2.17	0.7	1	4.41	
	Duct distribution line		2.1	2.1			
	Duct distribution line						

*Mistry*  
11/6/24





AHM_DOMINO'S_BOQ_HVAC_HIGH SIDE								
S.N	Item Description	UOM	Qty	Length	Width	Height	Nos	Qty
202	INSULATED DRAIN PIPING - SITC of PVC drain piping with 9mm thick tubular insulation complete with PVC, fitting, accessories etc.							
203	25mm dia	Rmt.	20					16.85
	KFC Side ac drain	Rmt.		4.05				4.05
	Cold room side ac drain	Rmt.		5.5				5.5
	Lifting station side drain	Rmt.		4.5				4.5
	Manager cabin drain ac	Rmt.		2.8				2.8

*Amisley*  
11/6/24

*Mant*  
11/06/24

FOLLOW DEZIENCE TREE LLP  
FDT

